

ENGINEER OF WORK

The engineering Specifications and Special Provisions contained herein have been prepared by or under the direction of the following Registered Engineer:



For City Engineer

12/19/23

Date

Seal:



TABLE OF CONTENTS

SECTION	PAGE
1. REQUIRED DOCUMENTS SCHEDULE.....	4
2. NOTICE INVITING BIDS.....	6
3. INSTRUCTIONS TO BIDDERS	8
4. PERFORMANCE AND PAYMENT BONDS	19
5. ATTACHMENTS:	
A. SCOPE OF WORK.....	22
B. PHASED FUNDING PROVISIONS	24
C. EQUAL OPPORTUNITY CONTRACTING PROGRAM	28
D. PREVAILING WAGE.....	48
E. SUPPLEMENTARY SPECIAL PROVISIONS.....	53
1. Appendix A - Notice of Exemption	80
2. Appendix B - Fire Hydrant Meter Program	83
3. Appendix C - Materials Typically Accepted by Certificate of Compliance.....	97
4. Appendix D - Sample City Invoice with Cash Flow Forecast.....	99
5. Appendix E - Site Maps Package	102
6. Appendix F - Adjacent Project Maps.....	167
7. Appendix G - Sewer Pipeline Spreadsheet.....	170
8. Appendix H - Sewer Lateral Spreadsheet.....	175
9. Appendix I - Sewer Manholes Spreadsheet.....	197
10. Appendix J- Sample of Public Notice	205
11. Appendix K - Advanced Metering Infrastructure (AMI) Device Protection	207
12. Appendix L - Standard Drawings	214
F. RESERVED.....	233
G. CONTRACT AGREEMENT	234
6. CERTIFICATIONS AND FORMS.....	237

REQUIRED DOCUMENTS SCHEDULE DURING BIDDING AND AWARDING

The Bidder's attention is directed to the City's Municipal Code §22.0807(d)(2) for important information regarding grounds for debarment for failure to submit required documentation.

The specified Equal Opportunity Contracting Program (EOCP) forms are available for download from the City's web site at:

<http://www.sandiego.gov/eoc/forms/index.shtml>

ITEM	DOCUMENT TO BE SUBMITTED	WHEN DUE	FROM
1.	Bid Bond (PDF via PlanetBids)	At Time of Bid	ALL BIDDERS
2.	Contractors Certification of Pending Actions	At Time of Bid	ALL BIDDERS
3.	Mandatory Disclosure of Business Interests	At Time of Bid	ALL BIDDERS
4.	Debarment and Suspension Certification for Prime Contractors	At Time of Bid	ALL BIDDERS
5.	Debarment and Suspension Certification for Subcontractors, Suppliers & Mfgs	At Time of Bid	ALL BIDDERS
6.	Bid Bond (Original)	By 5 PM 1 working day after bid opening	ALL BIDDERS
7.	SLBE Good Faith Effort Documentation	By 5 PM 3 working days after bid opening	ALL BIDDERS
8.	Form AA60 – List of Work Made Available	By 5 PM 3 working days after bid opening with Good Faith Effort (GFE) documentation	ALL BIDDERS
9.	Phased Funding Schedule Agreement (when required)	Within 10 working days of the Notice of Intent to Award	AWARDED BIDDER
10.	If the Contractor is a Joint Venture: <ul style="list-style-type: none"> • Joint Venture Agreement • Joint Venture License 	Within 10 working days of receipt by bidder of contract forms	AWARDED BIDDER
11.	Payment & Performance Bond: Certificates of Insurance & Endorsements	Within 10 working days of receipt by bidder of contract forms and NOI	AWARDED BIDDER

ITEM	DOCUMENT TO BE SUBMITTED	WHEN DUE	FROM
12.	Signed Contract Agreement Page	Within 3 working days of receipt by bidder of Contract Agreement	AWARDED BIDDER
13.	Listing of "Other Than First Tier" Subcontractors	Within 10 working days of receipt by bidder of contract forms	AWARDED BIDDER

NOTICE INVITING BIDS

1. **SUMMARY OF WORK:** This is the City of San Diego's (City) solicitation process to acquire Construction services for **UNIVERSITY CITY IMPROV 2 (S)** . For additional information refer to Attachment A.
2. **FULL AND OPEN COMPETITION:** This solicitation is subject to full and open competition and may be bid by Contractors on the City's approved Prequalified Contractors List. For information regarding the Contractors Prequalified list visit the City's web site: <http://www.sandiego.gov>.
3. **ESTIMATED CONSTRUCTION COST:** The City's estimated construction cost for this project is **\$4,960,000**.
4. **BID DUE DATE AND TIME ARE:** **January 29, 2024 at 2:00 PM**.
5. **PREVAILING WAGE RATES APPLY TO THIS CONTRACT:** Refer to Attachment D.
6. **LICENSE REQUIREMENT:** To be eligible for award of this contract, Prime contractor must possess the following licensing classifications: **A or C-34**.
7. **SUBCONTRACTING PARTICIPATION PERCENTAGES:** Subcontracting participation percentages apply to this contract.
 - 7.1. The City has incorporated **mandatory** SLBE-ELBE subcontractor participation percentages to enhance competition and maximize subcontracting opportunities. For the purpose of achieving the mandatory subcontractor participation percentages, a recommended breakdown of the SLBE and ELBE subcontractor participation percentages based upon certified SLBE and ELBE firms has also been provided to achieve the mandatory subcontractor participation percentages:

1. SLBE participation	5.8%
2. ELBE participation	9.5%
3. Total mandatory participation	15.3%
 - 7.2. The current list of Certified SLBE/ELBE Firms to be used for outreach for this project is posted to the Documents tab on PlanetBids.
 - 7.3. The Bid may be declared non-responsive if the Bidder fails to meet the following requirements:
 - 7.3.1. Include SLBE-ELBE certified subcontractors at the overall mandatory participation percentage identified in this document; OR
 - 7.3.2. Submit Good Faith Effort (GFE) documentation, saved in searchable Portable Document Format (PDF), demonstrating the Bidder made a good faith effort to conduct outreach to and include SLBE-ELBE Subcontractors as required in

this solicitation by 5 PM 3 Working Days after the Bid opening if the overall mandatory participation percentage is not met.

All submittals in searchable PDF shall be submitted electronically within the prescribed time identified in the contract documents via PlanetBids by invitation to the point of contact named in the bid provided by the Contract Specialist to all bidders.

8. PRE-BID MEETING:

8.1. ENCOURAGED ONLINE PRE-BID MEETING:

Prospective Bidders are **Encouraged** to attend the Pre-Bid Meeting.

The Pre-Bid Meeting will be held on **Wednesday, January 17, 2024**, at **10:00 AM** (PDT) at:

Microsoft Teams Meeting:

Join on your computer, mobile app or room device

[Click here to join the meeting](#)

Meeting ID: 222 151 894 942

Passcode: ychGbD

[Download Teams](#) | [Join on the web](#)

Or call in (audio only)

[+1 945-468-5511,,719622688#](#) United States, Dallas

Phone Conference ID: 719 622 688#

[Find a local number](#) | [Reset PIN](#)

[Learn More](#) | [Meeting options](#)

Please Note: You will need to join the meeting with a computer, tablet or smartphone with the **Microsoft Teams** in order to sign in via the Chat feature as attendance at the meeting will be evidenced by the Chat sign-in. The Chat feature will also be used for attendees to ask any questions.

The purpose of the meeting is to discuss the scope of the Project, submittal requirements, and any Equal Opportunity Contracting Program requirements and reporting procedures.

Upon entering the meeting, all attendees must use the chat feature to sign in with the following information: name of firm, attendee's name, phone number and email address.

9. AWARD PROCESS:

9.1. The Award of this contract is contingent upon the Contractor's compliance with all conditions of Award as stated within these documents and within the Notice of Intent to Award.

9.2. Upon acceptance of bids and determination of the apparent low bidder, the City will prepare the contract documents for execution within approximately 21 days of the

date of the bid opening. The City will then award the contract upon receipt of properly signed Contract, bonds, and insurance documents.

- 9.3. This contract will be deemed executed and effective only upon the signing of the Contract by the Mayor or his designee and approval as to form by the City Attorney's Office.
- 9.4. The low Bid will be determined by the Base Bid.
- 9.5. Once the low Bid has been determined, the City may, at its sole discretion, award the contract for the Base Bid alone.

10. SUBMISSION OF QUESTIONS:

- 10.1. The Director (or Designee) of the Purchasing & Contracting Department is the officer responsible for opening, examining, and evaluating the competitive Bids submitted to the City for the acquisition, construction and completion of any public improvement except when otherwise set forth in these documents. Any questions related to this solicitation shall be submitted to:

BFriedenreic@sandiego.gov

- 10.2. Questions received less than 14 days prior to the date for opening of Bids may not be considered.
- 10.3. Questions or clarifications deemed by the City to be material shall be answered via issuance of an addendum and posted to the City's online bidding service.
- 10.4. Only questions answered by formal written addenda shall be binding. Oral and other interpretations or clarifications shall be without legal effect. It is the Bidder's responsibility to be informed of any addenda that have been issued and to include all such information in its Bid.

- 11. **PHASED FUNDING:** This contract may be subject to phased funding, for Conditions, see Attachment B.

INSTRUCTIONS TO BIDDERS

1. PREQUALIFICATION OF CONTRACTORS:

- 1.1. Contractors submitting a Bid must be pre-qualified for the total amount proposed, including all alternate items, prior to the date of submittal. Bids from contractors who have not been pre-qualified as applicable and Bids that exceed the maximum dollar amount at which contractors are pre-qualified may be deemed **non-responsive** and ineligible for award.
- 1.2. The completed application must be submitted online no later than 2 weeks prior to the bid opening.
- 1.3. **Joint Venture Bidders Cumulative Maximum Bidding Capacity:** For projects with an engineer's estimate of \$30,000,000 or greater, Joint Ventures submitting bids may be deemed responsive and eligible for award if the cumulative maximum bidding capacity of the individual Joint Venture entities is equal to or greater than the total amount proposed.
 - 1.3.1. Each of the entities of the Joint Venture must have been previously prequalified at a minimum of \$15,000,000.
 - 1.3.2. Bids submitted with a total amount proposed of less than \$30,000,000 are not eligible for Cumulative Maximum Bidding Capacity prequalification. To be eligible for award in this scenario, the Joint Venture itself or at least one of the Joint Venture entities must have been prequalified for the total amount proposed.
 - 1.3.3. Bids submitted by Joint Ventures with a total amount proposed of \$30,000,000 or greater on a project with an engineer's estimate of less than \$30,000,000 are not eligible for Cumulative Maximum Bidding Capacity prequalification.
 - 1.3.4. The Joint Venture designated as the Apparent Low Bidder shall provide evidence of its corporate existence and furnish good and approved bonds in the name of the Joint Venture within 14 Calendar Days of receipt by the Bidder of a form of contract for execution.
- 1.4. Complete information and links to the on-line prequalification application are available at:

<http://www.sandiego.gov/cip/bidopps/prequalification>
- 1.5. Due to the City's responsibility to protect the confidentiality of the contractors' information, City staff will not be able to provide information regarding contractors' prequalification status over the telephone. Contractors may access real-time information about their prequalification status via their vendor profile on [PlanetBids.™](#)

2. **ELECTRONIC FORMAT RECEIPT AND OPENING OF BIDS:** Bids will be received in electronic format (eBids) EXCLUSIVELY at the City of San Diego's electronic bidding (eBidding) site, at: <http://www.sandiego.gov/cip/bidopps/index.shtml> and are due by the date, and time shown on the cover of this solicitation.
- 2.1. **BIDDERS MUST BE PRE-REGISTERED** with the City's bidding system and possess a system-assigned Digital ID in order to submit an electronic bid.
- 2.2. The City's bidding system will automatically track information submitted to the site including IP addresses, browsers being used and the URLs from which information was submitted. In addition, the City's bidding system will keep a history of every login instance including the time of login, and other information about the user's computer configuration such as the operating system, browser type, version, and more. Because of these security features, Contractors who disable their browsers' cookies will not be able to log in and use the City's bidding system.
- 2.3. The City's electronic bidding system is responsible for bid tabulations. Upon the bidder's or proposer's entry of their bid, the system will ensure that all required fields are entered. **The system will not accept a bid for which any required information is missing.** This includes all necessary pricing, subcontractor listing(s) and any other essential documentation and supporting materials and forms requested or contained in these solicitation documents.
- 2.4. **BIDS REMAIN SEALED UNTIL BID DEADLINE.** eBids are transmitted into the City's bidding system via hypertext transfer protocol secure (https) mechanism using SSL 128-256 bit security certificates issued from Verisign/Thawte which encrypts data being transferred from client to server. Bids submitted prior to the "Bid Due Date and Time" are not available for review by anyone other than the submitter who has until the "Bid Due Date and Time" to change, rescind or retrieve its proposal should it desire to do so.
- 2.5. **BIDS MUST BE SUBMITTED BY BID DUE DATE AND TIME.** Once the bid deadline is reached, no further submissions are accepted into the system. Once the Bid Due Date and Time has lapsed, bidders, proposers, the general public, and City staff are able to immediately see the results online. City staff may then begin reviewing the submissions for responsiveness, EOCP compliance and other issues. The City may require any Bidder to furnish statement of experience, financial responsibility, technical ability, equipment, and references.
- 2.6. **RECAPITULATION OF THE WORK.** Bids shall not contain any recapitulation of the Work. Conditional Bids may be rejected as being non-responsive. Alternative proposals will not be considered unless called for.

2.7. BIDS MAY BE WITHDRAWN by the Bidder only up to the bid due date and time.

2.7.1. Important Note: Submission of the electronic bid into the system may not be instantaneous. Due to the speed and capabilities of the user's internet service provider (ISP), bandwidth, computer hardware and other variables, it may take time for the bidder's submission to upload and be received by the City's eBidding system. It is the bidder's sole responsibility to ensure their bids are received on time by the City's eBidding system. The City of San Diego is not responsible for bids that do not arrive by the required date and time.

2.8. ACCESSIBILITY AND AMERICANS WITH DISABILITIES ACT (ADA) COMPLIANCE: To request a copy of this solicitation in an alternative format, contact the Purchasing & Contracting Department, Public Works Division Contract Specialist listed on the cover of this solicitation at least five (5) working days prior to the Bid/Proposal due date to ensure availability.

3. ELECTRONIC BID SUBMISSIONS CARRY FULL FORCE AND EFFECT:

3.1. The bidder, by submitting its electronic bid, acknowledges that doing so carries the same force and full legal effect as a paper submission with a longhand (wet) signature.

3.2. By submitting an electronic bid, the bidder certifies that the bidder has thoroughly examined and understands the entire Contract Documents (which consist of the plans and specifications, drawings, forms, affidavits and the solicitation documents), and that by submitting the eBid as its bid proposal, the bidder acknowledges, agrees to and is bound by the entire Contract Documents, including any addenda issued thereto, and incorporated by reference in the Contract Documents.

3.3. The Bidder, by submitting its electronic bid, agrees to and certifies under penalty of perjury under the laws of the State of California, that the certification, forms and affidavits submitted as part of this bid are true and correct.

3.4. The Bidder agrees to the construction of the project as described in Attachment "A-Scope of Work" for the City of San Diego, in accordance with the requirements set forth herein for the electronically submitted prices. The Bidder guarantees the Contract Price for a period of 120 days from the date of Bid opening. The duration of the Contract Price guarantee shall be extended by the number of days required for the City to obtain all items necessary to fulfill all conditions precedent.

4. BIDS ARE PUBLIC RECORDS: Upon receipt by the City, Bids shall become public records subject to public disclosure. It is the responsibility of the respondent to clearly identify any confidential, proprietary, trade secret or otherwise legally privileged information contained within the Bid. General references to sections of the California Public Records Act (PRA) will not suffice. If the Contractor does not provide applicable case law that clearly establishes that the requested information is exempt from the disclosure requirements of the PRA, the City shall be free to release the information when required in accordance with the PRA, pursuant to any other applicable law, or by order of any court or government agency, and the Contractor will hold the City harmless for release of this information.

5. CONTRACTOR REGISTRATION AND ELECTRONIC REPORTING SYSTEM:

5.1. Prior to the Award of the Contract or Task Order, you and your Subcontractors and Suppliers must register with the City’s web-based vendor registration and bid management system. For additional information go to:

<http://www.sandiego.gov/purchasing/bids-contracts/vendorreg>

5.2. The City may not award the contract until registration of all subcontractors and suppliers is complete. In the event this requirement is not met within the time frame specified in the Notice of Intent to Award letter, the City reserves the right to rescind the Notice of Award / Intent to Award and to make the award to the next responsive and responsible bidder / proposer.

6. JOINT VENTURE CONTRACTORS: Provide a copy of the Joint Venture agreement and the Joint Venture license to the City within 14 Calendar Days after receiving the Contract forms.

7. INSURANCE REQUIREMENTS:

7.1. All certificates of insurance and endorsements required by the contract are to be provided upon issuance of the City’s Notice of Intent to Award letter.

7.2. Refer to sections 5-4, “INSURANCE” of the Supplementary Special Provisions (SSP) for the insurance requirements which must be met.

8. REFERENCE STANDARDS: Except as otherwise noted or specified, the Work shall be completed in accordance with the following standards:

Title	Edition	Document Number
Standard Specifications for Public Works Construction (“The GREENBOOK”) http://www.greenbookspecs.org/	2021	ECPI010122-01
City of San Diego Standard Specifications for Public Works Construction (“The WHITEBOOK”)* https://www.sandiego.gov/ecp/edocref/greenbook	2021	ECPI010122-02
City of San Diego Standard Drawings* https://www.sandiego.gov/ecp/edocref/standarddraw	2021	ECPI010122-03
Citywide Computer Aided Design and Drafting (CADD) Standards https://www.sandiego.gov/ecp/edocref/drawings	2018	PWPI010119-04
California Department of Transportation (CALTRANS) Standard Specifications https://dot.ca.gov/programs/design/july-2023-ccs-standard-plans-and-standard-specifications	2023	ECPD092023-05
CALTRANS Standard Plans https://dot.ca.gov/programs/design/july-2023-ccs-standard-plans-and-standard-specifications	2023	ECPD092023-06
California Manual on Uniform Traffic Control Devices Revision 7 (CA MUTCD Rev 7) https://dot.ca.gov/programs/safety-programs/camutcd	2014	ECPD081023-07

Title	Edition	Document Number
<p>NOTE: *Available online under Engineering Documents and References at: https://www.sandiego.gov/ecp/edocref/ *Electronic updates to the Standard Drawings may also be found in the link above</p>		

9. **CITY'S RESPONSES AND ADDENDA:** The City, at its discretion, may respond to any or all questions submitted in writing via the City's eBidding web site in the **form of an addendum**. No other responses to questions, oral or written shall be of any force or effect with respect to this solicitation. The changes to the Contract Documents through addenda are made effective as though originally issued with the Bid. The Bidders shall acknowledge the receipt of Addenda at the time of bid submission.

10. **CITY'S RIGHTS RESERVED:** The City reserves the right to cancel the Notice Inviting Bids at any time, and further reserves the right to reject submitted Bids, without giving any reason for such action, at its sole discretion and without liability. Costs incurred by the Bidder(s) as a result of preparing Bids under the Notice Inviting Bids shall be the sole responsibility of each bidder. The Notice Inviting Bids creates or imposes no obligation upon the City to enter a contract.

11. **CONTRACT PRICING:** This solicitation is for a Lump Sum contract with Unit Price provisions as set forth herein. The Bidder agrees to perform construction services for the City of San Diego in accordance with these contract documents for the prices listed below. The Bidder further agrees to guarantee the Contract Price for a period of 120 days from the date of Bid opening. The duration of the Contract Price guarantee may be extended, by mutual consent of the parties, by the number of days required for the City to obtain all items necessary to fulfill all contractual conditions.

12. **SUBCONTRACTOR INFORMATION:**
 - 12.1. **LISTING OF SUBCONTRACTORS.** In accordance with the requirements provided in the "Subletting and Subcontracting Fair Practices Act" of the California Public Contract Code, the Bidder shall provide the **NAME** and **ADDRESS** of each Subcontractor who will perform work, labor, render services or who specially fabricates and installs a portion [type] of the work or improvement, in an amount in excess of 0.5% of the Contractor's total Bid. The Bidder shall also state within the description, whether the subcontractor is a **CONSTRUCTOR, CONSULTANT** or **SUPPLIER**. The Bidder shall state the **DIR REGISTRATION NUMBER** for all subcontractors and shall further state within the description, the **PORTION** of the work which will be performed by each subcontractor under this Contract. The Contractor shall list only one Subcontractor for each portion of the Work. The **DOLLAR VALUE** of the total Bid to be performed shall be stated for all subcontractors listed. Failure to comply with this requirement may result in the Bid being rejected as **non-responsive** and ineligible for award. The Bidder's attention is directed to the Special Provisions – Section 3-2, "Self-Performance", which stipulates the percent of the Work to be performed with the Bidders' own forces. The Bidder shall list all SLBE, ELBE, DBE, DVBE, MBE, WBE, OBE, SDB, WoSB, HUBZone, and SDVOSB Subcontractors for which Bidders are seeking recognition towards achieving any mandatory, voluntary (or both) subcontracting participation goals.

Additionally, pursuant to California Senate Bill 96 and in accordance with the requirements of Labor Code sections 1771.1 and 1725.5, by submitting a bid or proposal to the City, Contractor is certifying that he or she has verified that all subcontractors used on this public work project are registered with the California Department of Industrial Relations (DIR). **The Bidder shall provide the name, address, license number, DIR registration number of any Subcontractor - regardless of tier** - who will perform work, labor, render services or specially fabricate and install a portion [type] of the work or improvement pursuant to the contract.

- 12.2. LISTING OF SUPPLIERS.** Any Bidder seeking the recognition of Suppliers of equipment, materials, or supplies obtained from third party Suppliers towards achieving any mandatory or voluntary (or both) subcontracting participation goals shall provide, at a minimum, the **NAME, LOCATION (CITY), DIR REGISTRATION NUMBER** and the **DOLLAR VALUE** of each supplier. The Bidder will be credited up to 60% of the amount to be paid to the Suppliers for materials and supplies unless vendor manufactures or substantially alters materials and supplies, in which case, 100% will be credited. The Bidder is to indicate within the description whether the listed firm is a supplier or manufacturer. If no indication is provided, the listed firm will be credited at 60% of the listed dollar value for purposes of calculating the Subcontractor Participation Percentage.
- 12.3. LISTING OF SUBCONTRACTORS OR SUPPLIERS FOR ALTERNATES.** For subcontractors or suppliers to be used on alternate items, bidder shall use the provided **"Subcontractors For Alternates"** form and shall indicate for each alternate subcontract whether it is an additive or deductive alternate; the subcontractor's name, location, phone number, email address, CA license number, and DIR registration number; whether the subcontractor is a designer, constructor or supplier; the type of work the subcontractor will be performing; and the dollar value of the subcontract for that alternate item. Failure to comply with this requirement may result in the bid being rejected as nonresponsive and ineligible for award.
- 13. SUBMITTAL OF "OR EQUAL" ITEMS:** See Section 4-6, "Trade Names" in The WHITEBOOK and as amended in the SSP.
- 14. AWARD:**

 - 14.1.** The Award of this contract is contingent upon the Contractor's compliance with all conditions precedent to Award.
 - 14.2.** Upon acceptance of a Bid, the City will prepare contract documents for execution within approximately 21 days of the date of the Bid opening and award the Contract approximately within 7 days of receipt of properly executed Contract, bonds, and insurance documents.
 - 14.3.** This contract will be deemed executed and effective only upon the signing of the Contract by the Mayor or his designee and approval as to form the City Attorney's Office.
- 15. SUBCONTRACT LIMITATIONS:** The Bidder's attention is directed to Standard Specifications for Public Works Construction, Section 3-2, "SELF-PERFORMANCE" in The GREENBOOK and as

amended in the SSP which requires the Contractor to self-perform not less than the specified amount. Failure to comply with this requirement shall render the bid **non-responsive** and ineligible for award.

- 16. AVAILABILITY OF PLANS AND SPECIFICATIONS:** Contract Documents may be obtained by visiting the City's website: <http://www.sandiego.gov/cip/>. Plans and Specifications for this contract are also available for review in the office of the City Clerk or Purchasing & Contracting Department, Public Works Division.
- 17. ONLY ONE BID PER CONTRACTOR SHALL BE ACCEPTED:** No person, firm, or corporation shall be allowed to make, file, or be interested in more than one (1) Bid for the same work unless alternate Bids are called for. A person, firm or corporation who has submitted a sub-proposal to a Bidder, or who has quoted prices on materials to a Bidder, is not hereby disqualified from submitting a sub-proposal or quoting prices to other Bidders or from submitting a Bid in its own behalf. Any Bidder who submits more than one bid will result in the rejection of all bids submitted.
- 18. SAN DIEGO BUSINESS TAX CERTIFICATE:** The Contractor and Subcontractors, not already having a City of San Diego Business Tax Certificate for the work contemplated shall secure the appropriate certificate from the City Treasurer, Civic Center Plaza, First floor and submit to the Contract Specialist upon request or as specified in the Contract Documents. Tax Identification numbers for both the Bidder and the listed Subcontractors must be submitted on the City provided forms within these documents.
- 19. BIDDER'S GUARANTEE OF GOOD FAITH (BID SECURITY) FOR DESIGN-BID-BUILD CONTRACTS:**
 - 19.1.** For bids \$250,000 and above, bidders shall submit Bid Security at bid time. Bid Security shall be in one of the following forms: a cashier's check, or a properly certified check upon some responsible bank; or an approved corporate surety bond payable to the City of San Diego for an amount of not less than 10% of the total bid amount.
 - 19.2.** This check or bond, and the monies represented thereby, will be held by the City as a guarantee that the Bidder, if awarded the contract, will in good faith enter into the contract and furnish the required final performance and payment bonds.
 - 19.3.** The Bidder agrees that in the event of the Bidder's failure to execute this contract and provide the required final bonds, the money represented by the cashier's or certified check will remain the property of the City; and the Surety agrees that it will pay to the City the damages, not exceeding the sum of 10% of the amount of the Bid, that the City may suffer as a result of such failure.
 - 19.4.** At the time of bid submission, bidders must upload and submit an electronic PDF copy of the aforementioned bid security. Whether in the form of a cashier's check, a properly certified check or an approved corporate surety bond payable to the City of San Diego, the bid security must be uploaded to the City's eBidding system. By 5PM, 1 working day after the bid opening date, all bidders must provide the City with the original bid security.

- 19.5.** Failure to submit the electronic version of the bid security at the time of bid submission AND failure to provide the original by 5PM, 1 working day after the bid opening date shall cause the bid to be rejected and deemed **non-responsive**.

Original Bid Bond shall be submitted to:
Purchasing & Contracting Department, Public Works Division
1200 3rd Ave., Suite 200, MS 56P
San Diego, California, 92101
To the Attention of the Contract Specialist on the Front Page of this solicitation.

20. AWARD OF CONTRACT OR REJECTION OF BIDS:

- 20.1.** This contract may be awarded to the lowest responsible and reliable Bidder.
- 20.2.** Bidders shall complete ALL eBid forms as required by this solicitation. Incomplete eBids will not be accepted.
- 20.3.** The City reserves the right to reject any or all Bids, to waive any informality or technicality in Bids received, and to waive any requirements of these specifications as to bidding procedure.
- 20.4.** Bidders will not be released on account of their errors of judgment. Bidders may be released only upon receipt by the City within 3 Working Days of the bid opening, written notice from the Bidder which shows proof of honest, credible, clerical error of a material nature, free from fraud or fraudulent intent; and of evidence that reasonable care was observed in the preparation of the Bid.
- 20.5.** A bidder who is not selected for contract award may protest the award of a contract to another bidder by submitting a written protest in accordance with the San Diego Municipal Code.
- 20.6.** The City of San Diego will not discriminate in the award of contracts with regard to race, religion creed, color, national origin, ancestry, physical handicap, marital status, sex or age.
- 20.7.** Each Bid package properly signed as required by these specifications shall constitute a firm offer which may be accepted by the City within the time specified herein.
- 20.8.** The City reserves the right to evaluate all Bids and determine the lowest Bidder on the basis of the base bid and any proposed alternates or options as detailed herein.

21. BID RESULTS:

- 21.1.** The availability of the bids on the City's eBidding system shall constitute the public announcement of the apparent low bidder. In the event that the apparent low bidder is subsequently deemed non-responsive or non-responsible, a notation of such will be made on the eBidding system. The new ranking and apparent low bidder will be adjusted accordingly.

- 21.2.** To obtain the bid results, view the results on the City's web site, or request the results by U.S. mail and provide a self-addressed, stamped envelope. If requesting by mail, be sure to reference the bid name and number. The bid tabulations will be mailed to you upon their completion. The results will not be given over the telephone.

22. THE CONTRACT:

- 22.1.** The Bidder to whom award is made shall execute a written contract with the City of San Diego and furnish good and approved bonds and insurance certificates specified by the City within 14 days after receipt by Bidder of a form of contract for execution unless an extension of time is granted to the Bidder in writing.
- 22.2.** If the Bidder takes longer than 14 days to fulfill these requirements, then the additional time taken shall be added to the Bid guarantee. The Contract shall be made in the form adopted by the City, which includes the provision that no claim or suit whatsoever shall be made or brought by Contractor against any officer, agent, or employee of the City for or on account of anything done or omitted to be done in connection with this contract, nor shall any such officer, agent, or employee be liable hereunder.
- 22.3.** If the Bidder to whom the award is made fails to enter into the contract as herein provided, the award may be annulled and the Bidder's Guarantee of Good Faith will be subject to forfeiture. An award may be made to the next lowest responsible and reliable Bidder who shall fulfill every stipulation embraced herein as if it were the party to whom the first award was made.
- 22.4.** Pursuant to the San Diego City Charter section 94, the City may only award a public works contract to the lowest responsible and reliable Bidder. The City will require the Apparent Low Bidder to (i) submit information to determine the Bidder's responsibility and reliability, (ii) execute the Contract in form provided by the City, and (iii) furnish good and approved bonds and insurance certificates specified by the City within 14 Days, unless otherwise approved by the City, in writing after the Bidder receives notification from the City, designating the Bidder as the Apparent Low Bidder and formally requesting the above mentioned items.
- 22.5.** The award of the Contract is contingent upon the satisfactory completion of the above-mentioned items and becomes effective upon the signing of the Contract by the Mayor or designee and approval as to form by the City Attorney's Office. If the Apparent Low Bidder does not execute the Contract or submit required documents and information, the City may award the Contract to the next lowest responsible and reliable Bidder who shall fulfill every condition precedent to award. A corporation designated as the Apparent Low Bidder shall furnish evidence of its corporate existence and evidence that the officer signing the Contract and bond for the corporation is duly authorized to do so.

- 23. EXAMINATION OF PLANS, SPECIFICATIONS, AND SITE OF WORK:** The Bidder shall examine carefully the Project Site, the Plans and Specifications, other materials as described in the Special Provisions, Section 3-9, "TECHNICAL STUDIES AND SUBSURFACE DATA", and the proposal forms (e.g., Bidding Documents). The submission of a Bid shall be conclusive evidence that the Bidder has investigated and is satisfied as to the conditions to be encountered, as to the character, quality, and , the quantities of materials to be furnished, and as to the requirements of the Bidding Documents Proposal, Plans, and Specifications.
- 24. CITY STANDARD PROVISIONS:** This contract is subject to the following standard provisions. See The WHITEBOOK for details.
- 24.1.** The City of San Diego Resolution No. R-277952 adopted on May 20, 1991 for a Drug-Free Workplace.
- 24.2.** The City of San Diego Resolution No. R-282153 adopted on June 14, 1993 related to the Americans with Disabilities Act.
- 24.3.** The City of San Diego Municipal Code §22.3004 for Contractor Standards.
- 24.4.** The City of San Diego's Labor Compliance Program and the State of California Labor Code §§1771.5(b) and 1776.
- 24.5.** Sections 1777.5, 1777.6, and 1777.7 of the State of California Labor Code concerning the employment of apprentices by contractors and subcontractors performing public works contracts.
- 24.6.** The City's Equal Benefits Ordinance (EBO), Chapter 2, Article 2, Division 43 of The San Diego Municipal Code (SDMC).
- 24.7.** The City's Information Security Policy (ISP) as defined in the City's Administrative Regulation 90.63.
- 25. PRE-AWARD ACTIVITIES:**
- 25.1.** The contractor selected by the City to execute a contract for this Work shall submit the required documentation as specified herein and in the Notice of Intent to Award. Failure to provide the information as specified may result in the Bid being rejected as **non-responsive**.
- 25.2.** The decision that bid is non-responsive for failure to provide the information required within the time specified shall be at the sole discretion of the City.

PERFORMANCE BOND, LABOR AND MATERIALMEN'S BOND
FAITHFUL PERFORMANCE BOND AND LABOR AND MATERIALMEN'S BOND:

Southwest Pipeline and Trenchless Corp. , a corporation, as principal, and
Liberty Mutual Insurance Company , a corporation authorized to do
business in the State of California, as Surety, hereby obligate themselves, their successors and assigns,
jointly and severally, to The City of San Diego a municipal corporation in the sum of
SIX MILLION THREE HUNDRED NINETY TWO THOUSAND NINE HUNDRED EIGHTY NINE
DOLLARS (\$6,392,989) for the faithful performance of the annexed contract, and in the sum of
SIX MILLION THREE HUNDRED NINETY TWO THOUSAND NINE HUNDRED EIGHTY NINE DOLLARS
(\$6,392,989) for the benefit of laborers and materialmen designated below.

Conditions:

If the Principal shall faithfully perform the annexed contract with the City of San Diego, California, then the obligation herein with respect to a faithful performance shall be void; otherwise it shall remain in full force.

If the Principal shall promptly pay all persons, firms and corporations furnishing materials for or performing labor in the execution of this contract, and shall pay all amounts due under the California Unemployment Insurance Act then the obligation herein with respect to laborers and materialmen shall be void; otherwise it shall remain in full force.

The obligation herein with respect to laborers and materialmen shall inure to the benefit of all persons, firms and corporations entitled to file claims under the provisions of Article 2, Claimants, (iii) public works of improvement commencing with Civil Code Section 9100 of the Civil Code of the State of California.

Changes in the terms of the annexed contract or specifications accompanying same or referred to therein shall not affect the Surety's obligation on this bond, and the Surety hereby waives notice of same.

The Surety shall pay reasonable attorney's fees should suit be brought to enforce the provisions of this bond.

The Surety expressly agrees that the City of San Diego may reject any contractor or subcontractor which may be proposed by Surety in fulfillment of its obligations in the event of default by the Principal.

The Surety shall not utilize the Principal in completing the improvements and work specified in the Agreement in the event the City terminates the Principal for default.

PERFORMANCE BOND, LABOR AND MATERIALMEN'S BOND (continued)

THE CITY OF SAN DIEGO

By: Beric Doringo

Print Name: Beric Doringo
Deputy Director
Purchasing & Contracting Dept.

Date: April 9, 2024

APPROVED AS TO FORM

Mara W. Elliott, City Attorney
By: [Signature]

Print Name: ADAM WANDER
Deputy City Attorney

Date: 4/10/24

CONTRACTOR

Southwest Pipeline and Trenchless Corp.

By: [Signature]

Print Name: Justin Duchaineau

Date: 2/23/24

SURETY

Liberty Mutual Insurance Company

By: [Signature]
Attorney-In-Fact

Print Name: Noemi Quiroz, Attorney-in-Fact

Date: February 23, 2024

790 The City Drive South Suite 200 Orange, CA 92868

Local Address of Surety

(714)634-5720

Local Phone Number of Surety

\$44,039.00

Premium

024273359

Bond Number

CALIFORNIA ALL-PURPOSE ACKNOWLEDGMENT

CIVIL CODE § 1189



A notary public or other officer completing this certificate verifies only the identity of the individual who signed the document to which this certificate is attached, and not the truthfulness, accuracy, or validity of that document.


State of California)
County of Los Angeles)

On 2/23/24 before me, Robert Bolger, Notary Public,
Date Here Insert Name and Title of the Officer
personally appeared Justin Duchaineau
Name(s) of Signer(s)

who proved to me on the basis of satisfactory evidence to be the person(s) whose name(s) is/are subscribed to the within instrument and acknowledged to me that he/she/they executed the same in his/her/their authorized capacity(ies), and that by his/her/their signature(s) on the instrument the person(s), or the entity upon behalf of which the person(s) acted, executed the instrument.

I certify under PENALTY OF PERJURY under the laws of the State of California that the foregoing paragraph is true and correct.

WITNESS my hand and official seal.



Signature R B D
Signature of Notary Public

Place Notary Seal Above

OPTIONAL

Though this section is optional, completing this information can deter alteration of the document or fraudulent reattachment of this form to an unintended document.

Description of Attached Document

Title or Type of Document: _____ Document Date: _____
Number of Pages: _____ Signer(s) Other Than Named Above: _____

Capacity(ies) Claimed by Signer(s)

Signer's Name: _____
Corporate Officer — Title(s): _____
Partner — Limited General
Individual Attorney in Fact
Trustee Guardian or Conservator
 Other: _____
Signer Is Representing: _____

Signer's Name: _____
 Corporate Officer — Title(s): _____
Partner — Limited General
 Individual Attorney in Fact
 Trustee Guardian or Conservator
 Other: _____
Signer Is Representing: _____

CALIFORNIA ALL-PURPOSE ACKNOWLEDGMENT

Civil Code § 1189

A notary public or other officer completing this certificate verifies only the identity of the individual who signed the document to which this certificate is attached, and not the truthfulness, accuracy or validity of that document.

State of California)
) ss
County of Los Angeles)

On 2-23-24, before me, Maria Pena, Notary Public, personally appeared Noemi Quiroz, who proved to me on the basis of satisfactory evidence to be the person(s) whose name(s) is/are subscribed to the within instrument and acknowledged to me that he/she/they executed the same in his/her/their authorized capacity(ies), and that by his/her/their signature(s) on the instrument the person(s), or the entity upon behalf of which the person(s) acted, executed the instrument.

I certify under PENALTY OF PERJURY under the laws of the State of California that the foregoing paragraph is true and correct.

WITNESS my hand and official seal.



(Seal)

Signature: [Handwritten Signature]
Maria Pena, Notary Public



This Power of Attorney limits the acts of those named herein, and they have no authority to bind the Company except in the manner and to the extent herein stated.

Liberty Mutual Insurance Company
The Ohio Casualty Insurance Company
West American Insurance Company

POWER OF ATTORNEY

KNOWN ALL PERSONS BY THESE PRESENTS: That The Ohio Casualty Insurance Company is a corporation duly organized under the laws of the State of New Hampshire, that Liberty Mutual Insurance Company is a corporation duly organized under the laws of the State of Massachusetts, and West American Insurance Company is a corporation duly organized under the laws of the State of Indiana (herein collectively called the "Companies"), pursuant to and by authority herein set forth, does hereby name, constitute and appoint Noemi Quiroz all of the city of Los Angeles, state of CA its true and lawful attorney-in-fact, with full power and authority hereby conferred to sign, execute and acknowledge the following surety bond:

Principal Name: Southwest Pipeline and Trenchless Corp.
Obligee Name: City of San Diego
Surety Bond Number: 024273359 Bond Amount: See Bond Form

IN WITNESS WHEREOF, this Power of Attorney has been subscribed by an authorized officer or official of the Companies and the corporate seals of the Companies have been affixed thereto this 23rd day of February, 2024.



Liberty Mutual Insurance Company
The Ohio Casualty Insurance Company
West American Insurance Company

By: [Signature]
David M. Carey, Assistant Secretary

STATE OF PENNSYLVANIA ss
COUNTY OF MONTGOMERY

On this 23rd day of February, 2024, before me personally appeared David M. Carey, who acknowledged himself to be the Assistant Secretary of Liberty Mutual Insurance Company, The Ohio Casualty Company, and West American Insurance Company, and that he, as such, being authorized so to do, execute the foregoing instrument for the purposes therein contained by signing on behalf of the corporations by himself as a duly authorized officer.

IN WITNESS WHEREOF, I have herunto subscribed my name and affixed my notarial seal at Plymouth Meeting, Pennsylvania, on the day and year first above written.



Commonwealth of Pennsylvania - Notary Seal
Teresa Pastella, Notary Public
Montgomery County
My commission expires March 28, 2025
Commission number 1129044
Member, Pennsylvania Association of Notaries

By: [Signature]
Teresa Pastella, Notary Public

This Power of Attorney is made and executed pursuant to and by authority of the following By-laws and Authorizations of The Ohio Casualty Insurance Company, Liberty Mutual Insurance Company, and West American Insurance Company which resolutions are now in full force and effect reading as follows:

ARTICLE IV - OFFICERS: Section 12. Power of Attorney.

Any officer or other official of the Corporation authorized for that purpose in writing by the Chairman or the President, and subject to such limitation as the Chairman or the President may prescribe, shall appoint such attorneys-in-fact, as may be necessary to act in behalf of the Corporation to make, execute, seal, acknowledge and deliver as surety any and all undertakings, bonds, recognizances and other surety obligations. Such attorneys-in-fact, subject to the limitations set forth in their respective powers of attorney, shall have full power to bind the Corporation by their signature and execution of any such instruments and to attach thereto the seal of the Corporation. When so executed, such instruments shall be as binding as if signed by the President and attested to by the Secretary. Any power or authority granted to any representative or attorney-in-fact under the provisions of this article may be revoked at any time by the Board, the Chairman, the President or by the officer or officers granting such power or authority.

ARTICLE XIII - Execution of Contracts: Section 5. Surety Bonds and Undertakings.

Any officer of the Company authorized for that purpose in writing by the chairman or the president, and subject to such limitations as the chairman or the president may prescribe, shall appoint such attorneys-in-fact, as may be necessary to act in behalf of the Company to make, execute, seal, acknowledge and deliver as surety any and all undertakings, bonds, recognizances and other surety obligations. Such attorneys-in-fact, subject to the limitations set forth in their respective powers of attorney, shall have full power to bind the Company by their signature and execution of any such instruments and to attach thereto the seal of the Company. When so executed such instruments shall be as binding as if signed by the president and attested by the secretary.

Certificate of Designation - The President of the Company, acting pursuant to the Bylaws of the Company, authorizes David M. Carey, Assistant Secretary to appoint such attorneys-in-fact as may be necessary to act on behalf of the Company to make, execute, seal, acknowledge and deliver as surety any and all undertakings, bonds, recognizances and other surety obligations.

Authorization - By unanimous consent of the Company's Board of Directors, the Company consents that facsimile or mechanically reproduced signature of any assistant secretary of the Company, whenever appearing upon a certified copy of any power of attorney issued by the Company in connection with surety bonds, shall be valid and binding upon the Company with the same force and effect as though manually affixed.

I, Renee C. Llewellyn, the undersigned, Assistant Secretary, of Liberty Mutual Insurance Company, The Ohio Casualty Insurance Company, and West American Insurance Company do hereby certify that this power of attorney executed by said Companies is in full force and effect and has not been revoked.

IN TESTIMONY WHEREOF, I have hereunto set my hand and affixed the seals of said Companies this 23rd day of February, 2024.



By: [Signature]
Renee C. Llewellyn, Assistant Secretary

Not valid for mortgage, note, loan, letter of credit, currency rate, interest rate or residual value guarantees.

For bond and/or Power of Attorney (POA) verification inquiries, please call 610-832-6240 or email HOSUR@libertymutual.com.

ATTACHMENTS

ATTACHMENT A
SCOPE OF WORK

SCOPE OF WORK

1. **SCOPE OF WORK:** The Project proposes to rehabilitate approximately 40,769 linear feet (LF) (7.72 miles) of existing 8-inch and approximately 467 linear feet (LF) (0.09 miles) of 12-inch diameter sewer mains with trenchless technology. The project also includes:
 - Install eleven-point repairs.
 - Install approximately 31 new sewer cleanouts.
 - Install approximately 6 new manholes.
 - Repair approximately 27 existing manholes.
 - Rehabilitate approximately 150 manholes.
 - Rehabilitate approximately 933 Service Lateral with cleanout.
 - Replace 3 existing curb ramps and install 12 new curb ramps.
- 1.1. The Work shall be performed in accordance with:
 - 1.1.1. The Notice Inviting Bids, **Appendix E – Site Maps Package, Appendix G – Sewer Pipeline Spreadsheet, Appendix H – Sewer Lateral Spreadsheet** and **Appendix I – Sewer Manholes Spreadsheet**, inclusive.
2. **LOCATION OF WORK:** The location of the Work is as follows:

See **Appendix E – Site Maps Package**
3. **CONTRACT TIME:** The Contract Time for completion of the Work shall be **391 Working Days**.

ATTACHMENT B
PHASED FUNDING PROVISIONS

PHASED FUNDING PROVISIONS

1. PRE-AWARD

- 1.1. Within 10 Working Days of the Notice of Intent to Award, the Contractor must contact the Project Manager to discuss fund availability for each phase and shall also submit the following:
 - 1.1.1. Construction Cost Loaded Schedule in accordance with 6-1, "CONSTRUCTION SCHEDULE AND COMMENCEMENT OF THE WORK" and 7-3, "PAYMENT.
- 1.2. Contractor's failure to perform any of the following may result cancelling the award of the Contract:
 - 1.2.1. Meeting with the City's Project Manager to discuss the Phased Funding Schedule.
 - 1.2.2. Agreeing to a Phased Funding Schedule within **thirty** days of meeting with the City's Project Manager.

2. POST-AWARD

- 2.1. Do not start any construction activities for the next phase until the Notice to Proceed (NTP) has been issued by the City. The City will issue a separate NTP for each phase.
- 2.2. The City may issue the NTP for a subsequent phase before the completion of the preceding phase.

PHASED FUNDING SCHEDULE AGREEMENT

The particulars left blank below, such as the total number of phases and the amounts assigned to each phase, will be completed with funding specific information from the Pre-Award Schedule and Construction Cost Loaded Schedule submitted to and approved by the City.

BID NUMBER: K-24-2229-DBB-3

CONTRACT OR TASK TITLE: University City Improv 2 (S)

CONTRACTOR: Southwest Pipeline and Trenchless Corp.

Funding Phase	Phase Description	Phase Start	Phase Finish	Not-to-Exceed Amount
1	Phase 1 work includes mobilization, preparation, all scope of work detailed in project Maps No. 1 thru 5, and curb ramps.	NTP	4/30/2025	\$4,000,000.00
2	Phase 2 work includes all scope of work detailed in project Maps No. 6 thru 8, curb ramps and all remaining work for completion of the project.	5/1/2025	NOC	\$2,392,989.00
Contract Total				\$6,392,989.00

Notes:

- 1) WHITEBOOK section 7-3.10, "Phased Funding Compensation" applies.
- 2) The total of all funding phases shall be equal to the TOTAL BID PRICE as shown on BID SCHEDULE 1 - PRICES.
- 3) This PHASED FUNDING SCHEDULE AGREEMENT will be incorporated into the CONTRACT and shall only be revised by written modifications to the CONTRACT.

CITY OF SAN DIEGO

PRINT NAME: Nabil Batta

Construction Senior Engineer

Signature: Nabil Batta

Date: 2/27/2024

PRINT NAME: Rex Narvaez

Design Senior Engineer

Signature: Rex Narvaez

Date: 2/27/2024

CONTRACTOR

PRINT NAME: Southwest Pipeline and Trenchless Corp.

Title: President

Signature: [Signature]

Date: 2/23/24

ATTACHMENT C
EQUAL OPPORTUNITY CONTRACTING PROGRAM

EQUAL OPPORTUNITY CONTRACTING PROGRAM (EOCP)

SECTION A - GENERAL REQUIREMENTS

A. INTRODUCTION.

1. This document sets forth the following specifications:
 - a) The City's general EOCP requirements for all Construction Contracts.
 - b) Special Provisions for Contracts subject to SLBE and ELBE requirements only.
2. Additional requirements may apply for state or federally funded projects.
3. These requirements shall be included as Contract provisions for all Subcontracts.
4. The City specified forms, instructions, and guides are available for download from the EOCP's web site at: <http://www.sandiego.gov/eoc/forms/index.shtml>

B. GENERAL.

1. The City of San Diego promotes equal employment and subcontracting opportunities.
2. The City is committed to ensuring that taxpayer dollars spent on public Contracts are not paid to businesses that practice discrimination in employment or subcontracting.
3. The City encourages all companies seeking to do business with the City to share this commitment.

C. DEFINITIONS.

1. For the purpose of these requirements: Terms "Bid" and "Proposal", "Bidder" and "Proposer", "Subcontractor" and "Subconsultant", "Contractor" and "Consultant", "Contractor" and "Prime Contractor", "Consultant" and "Professional Service Provider", "Suppliers" and "Vendors", "Suppliers" and "Dealers", and "Suppliers" and "Manufacturers" may have been used interchangeably.
2. The following definitions apply:
 - a) **Emerging Business Enterprise (EBE)** - A for-profit business that is independently owned and operated; that is not a subsidiary or franchise of another business and whose gross annual receipts do not exceed the amount set by the City Manager and that meets all other criteria set forth in regulations implementing Municipal Code Chapter 2, Article 2, Division 36. The City Manager shall review the threshold amount for EBEs on an annual basis and adjust as necessary to reflect changes in the marketplace.

- b) **Emerging Local Business Enterprise (ELBE)** - A Local Business Enterprise that is also an Emerging Business Enterprise.
- c) **Minority Business Enterprise (MBE)** - A certified business that is at least fifty-one percent (51%) owned by one or more minority individuals, or, in the case of a publicly owned business at least fifty-one percent (51%) of the stock is owned by one or more minority individuals; and (2) whose daily business operations are managed and directed by one or more minorities owners. Minorities include the groups with the following ethnic origins: African, Asian Pacific, Asian Subcontinent, Hispanic, Native Alaskan, Native American, and Native Hawaiian.
- d) **Women Business Enterprise (WBE)** - A certified business that is at least fifty-one percent (51%) owned by a woman or women, or, in the case of a publicly owned business at least fifty-one percent (51%) of the stock is owned by one or more women; and (2) whose daily business operations are managed and directed by one or more women owners.
- e) **Disadvantaged Business Enterprise (DBE)** - a certified business that is at least fifty-one percent (51%) owned by socially and economically disadvantaged individuals, or, in the case of a publicly owned business at least fifty-one percent (51%) of the stock is owned by one or more socially and economically disadvantaged individuals; and (2) whose daily business operations are managed and directed by one or more socially and economically disadvantaged owners.
- f) **Disabled Veteran Business Enterprise (DVBE)** - A certified business that is at least fifty-one percent (51%) owned by one or more disabled veterans; and (2) business operations must be managed and controlled by one or more disabled veterans. Disabled Veteran is a veteran of the U.S. military, naval, or air service; the veteran must have a service-connected disability of at least 10% or more; and the veteran must reside in California.
- g) **Other Business Enterprise (OBE)** - Any business which does not otherwise qualify as a Minority, Woman, Disadvantaged, or Disabled Veteran Business Enterprise.
- h) **Small Business Enterprise (SBE)** - A for-profit business that is independently owned and operated; that is not a subsidiary or franchise of another business and whose gross annual receipts do not exceed the amount set by the City Manager and that meets all other criteria set forth in regulations implementing Municipal Code Chapter 2, Article 2, Division 36. The City Manager shall review the threshold amount for SBEs on an annual basis and adjust as necessary to reflect changes in the marketplace. A business certified as a Micro Business

(MB) or a Disabled Veteran Business Enterprise (DVBE) by the State of California and that has provided proof of such certification to the City Manager shall be deemed to be an SBE.

- i) **Small Local Business Enterprise (SLBE)** - A Local Business Enterprise that is also a Small Business Enterprise.

D. CITY'S EQUAL OPPORTUNITY COMMITMENT.

1. Nondiscrimination in Contracting Ordinance.

- a) You, your Subcontractors, and Suppliers shall comply with the requirements of the City's Nondiscrimination in Contracting Ordinance, San Diego Municipal Code §§22.3501 through 22.3517.

You shall not discriminate on the basis of race, gender, gender expression, gender identity, religion, national origin, ethnicity, sexual orientation, age, or disability in the solicitation, selection, hiring, or treatment of subcontractors, vendors, or suppliers. You shall provide equal opportunity for Subcontractors to participate in subcontracting opportunities. You understand and agree that the violation of this clause shall be considered a material breach of the Contract and may result in Contract termination, debarment, or other sanctions.

You shall include the foregoing clause in all Contracts between you and your Subcontractors and Suppliers.

- b) **Disclosure of Discrimination Complaints.** As part of its Bid or Proposal, you shall provide to the City a list of all instances within the past 10 years where a complaint was filed or pending against you in a legal or administrative proceeding alleging that you discriminated against your employees, Subcontractors, vendors, or suppliers, and a description of the status or resolution of that complaint, including any remedial action taken.
- c) Upon the City's request, You agree to provide to the City, within 60 Calendar Days, a truthful and complete list of the names of all Subcontractors and Suppliers that you have used in the past 5 years on any of your Contracts that were undertaken within the San Diego County, including the total dollar amount paid by you for each Subcontract or supply Contract.
- d) You further agree to fully cooperate in any investigation conducted by the City pursuant to the City's Nondiscrimination in Contracting Ordinance, Municipal Code §§22.3501 through 22.3517. You understand and agree that violation of this clause shall be considered a material breach of the Contract and may result in remedies being ordered against you up to and including contract termination, debarment, and other sanctions for the violation of the provisions of the Nondiscrimination in Contracting Ordinance. You further understand and

agree that the procedures, remedies, and sanctions provided for in the Nondiscrimination in Contracting Ordinance apply only to violations of the Ordinance.

E. EQUAL EMPLOYMENT OPPORTUNITY OUTREACH PROGRAM.

1. You, your Subcontractors, and Suppliers shall comply with the City's Equal Employment Opportunity Outreach Program, San Diego Municipal Code §§22.2701 through 22.2707.

You shall not discriminate against any employee or applicant for employment on any basis prohibited by law. You shall provide equal opportunity in all employment practices. You shall ensure that your Subcontractors comply with this program. Nothing in this section shall be interpreted to hold you liable for any discriminatory practices of your Subcontractors.

You shall include the foregoing clause in all Contracts between you and your Subcontractors and Suppliers.

2. If the Contract is competitively solicited, the selected Bidder shall submit a Work Force Report (Form BB05) within 10 Working Days after receipt by the Bidder to the City for approval as specified in the Notice of Intent to Award letter.
3. The selected Bidder shall submit an Equal Employment Opportunity Plan if a Work Force Report is submitted and if the City determines that there are under-representations when compared to County Labor Force Availability data.
4. If the selected Bidder submits an Equal Employment Opportunity Plan, it shall include the following assurances:
 - a) You shall maintain a working environment free of discrimination, harassment, intimidation, and coercion at all Sites and in all facilities at which your employees are assigned to Work.
 - b) You shall review your EEO Policy annually with all on-Site supervisors involved in employment decisions.
 - c) You shall disseminate and review your EEO Policy with all employees at least once a year, post the policy statement and EEO posters on all company bulletin boards and job sites, and document every dissemination, review, and posting with a written record to identify the time, place, employees present, subject matter, and disposition of meetings.
 - d) You shall review, at least annually, all supervisors' adherence to and performance under the EEO Policy and maintain written documentation of these reviews.

- e) You shall discuss your EEO Policy Statement with Subcontractors with whom you anticipate doing business, including the EEO Policy Statement in your Subcontracts, and provide such documentation to the City upon request.
- f) You shall document and maintain a record of all Bid solicitations and outreach efforts to and from Subcontractors, contractor associations, and other business associations.
- g) You shall disseminate your EEO Policy externally through various media, including the media of people of color and women, in advertisements to recruit. Maintain files documenting these efforts and provide copies of these advertisements to the City upon request.
- h) You shall disseminate your EEO Policy to union and community organizations.
- i) You shall provide immediate written notification to the City when any union referral process has impeded your efforts to maintain your EEO Policy.
- j) You shall maintain a current list of recruitment sources, including those outreaching to people of color and women, and provide written notification of employment opportunities to these recruitment sources with a record of the organizations' responses.
- k) You shall maintain a current file of names, addresses and phone numbers of each walk-in applicant, including people of color and women, and referrals from unions, recruitment sources, or community organizations with a description of the employment action taken.
- l) You shall encourage all present employees, including people of color and women employees, to recruit others.
- m) You shall maintain all employment selection process information with records of all tests and other selection criteria.
- n) You shall develop and maintain documentation for on-the-job training opportunities, participate in training programs, or both for all of your employees, including people of color and women, and establish apprenticeship, trainee, and upgrade programs relevant to your employment needs.
- o) You shall conduct, at least annually, an inventory and evaluation of all employees for promotional opportunities and encourage all employees to seek and prepare appropriately for such opportunities.
- p) You shall ensure that the company's working environment and activities are non-segregated except for providing separate or single-user toilets and necessary changing facilities to assure privacy between the sexes.

F. SUBCONTRACTING.

1. The City encourages all eligible business enterprises to participate in City contracts as a Contractor, Subcontractor, and joint venture partner with you, your Subcontractors, or your Suppliers. You are encouraged to take positive steps to diversify and expand your Subcontractor solicitation base and to offer subcontracting opportunities to all eligible business firms including SLBEs, ELBEs, MBEs, WBEs, DBEs, DVBES, and OBEs.
2. For Subcontractor participation level requirements, see the Contract Documents where applicable.
3. For the purposes of achieving the mandatory Subcontractor participation percentages, City percentage calculations will not account for the following:
 - a) "Field Orders" and "City Contingency" Bid items.
 - b) Alternate Bid items.
 - c) Allowance Bid items designated as "EOC Type II".
4. Allowance Bid items designated as "EOC Type I" will be considered as part of the Base Bid and will be included in the percentage calculation.
5. Each joint venture partner shall be responsible for a clearly defined Scope of Work. In addition, an agreement shall be submitted and signed by all parties identifying the extent to which each joint venture partner shares in ownership, control, management, risk, and profits of the joint venture.

G. LISTS OF SUBCONTRACTORS AND SUPPLIERS.

1. You shall comply with the Subletting and Subcontracting Fair Practices Act, Public Contract Code §§4100 through 4113, inclusive.
2. You shall list all Subcontractors who will receive more than 0.5% of the total Bid amount or \$10,000, whichever is greater on the form provided in the Contract Documents (Subcontractors list).
3. The Subcontractors list shall include the Subcontractor's name, telephone number including area code, physical address, Scope of Work, the dollar amount of the proposed Subcontract, the California contractor license number, the Public Works contractor registration number issued pursuant to Section 1725.5 of the Labor Code, and the Subcontractor's certification status with the name of the certifying agency.
4. The listed Subcontractor shall be appropriately licensed pursuant to Contractor License Laws.
5. For Design-Build Contracts, refer to the RFQ and RFP for each Project or Task Order.

H. SUBCONTRACTOR AND SUPPLIER SUBSTITUTIONS.

1. Listed Subcontractors and Suppliers shall not be substituted without the Express authorization of the City or its duly authorized agent.
2. Request for Subcontractor or Supplier substitution shall be made in writing to Purchasing & Contracting Department, Public Works Division, Attention Contract Specialist, 1200 3rd Ave., Suite 200, MS 56P, San Diego, CA 92101 with a copy to the Engineer.
3. The request shall include a thorough explanation of the reason(s) for the substitution, including dollar amounts and a letter from each substituted Subcontractor or Supplier stating that they (the Subcontractors or Suppliers) release all interest in working on the Project and written confirmation from the new Subcontractor or Supplier stating that they agree to work on the Project along with the dollar value of the Work to be performed.
4. Written approval of the substitution request shall be received by you or from the City or its authorized officer prior to any unlisted Subcontractor or Supplier performing Work on the Project.
5. Substitution of Subcontractors and Suppliers without authorization shall subject you to those penalties set forth in Public Contract Code §4110.
6. Requests for Supplier substitution shall be made in writing at least 10 Days prior to the provision of materials, supplies, or services by the proposed Supplier and shall include proof of written notice to the originally listed Supplier of the proposed substitution.
7. A Contractor whose Bid is accepted shall not:
 - a) Substitute a person as Subcontractor or Supplier in place of the Subcontractor or Supplier listed in the original bid, except that the City, or it's duly authorized officer, may consent to the substitution of another person as a Subcontractor or Supplier in any of the following situations:
 - i. When the Subcontractor or Supplier listed in the Bid, after having a reasonable opportunity to do so, fails or refuses to execute a written Contract for the scope of work specified in the subcontractor's bid and at the price specified in the subcontractor's bid, when that written contract, based upon the general terms, conditions, plans, and specifications for the project involved or the terms of the subcontractor's written bid, is presented to the subcontractor by the prime contractor.
 - ii. When the listed Subcontractor or Supplier becomes insolvent or the subject of an order for relief in bankruptcy.
 - iii. When the listed Subcontractor or Supplier fails or refuses to perform his or her subcontract.

- iv. When the listed Subcontractor fails or refuses to meet bond requirements as set forth in Public Contract Code §4108.
 - v. When you demonstrate to the City or its duly authorized officer, subject to the provisions set forth in Public Contract Code §4107.5, that the name of the Subcontractor was listed as the result of an inadvertent clerical error.
 - vi. When the listed Subcontractor is not licensed pursuant to Contractor License Law.
 - vii. When the City, or its duly authorized officer, determines that the Work performed by the listed Subcontractor or that the materials or supplies provided by the listed Supplier are substantially unsatisfactory and not in substantial accordance with the Plans and specifications or that the Subcontractor or Supplier is substantially delaying or disrupting the progress of the Work.
 - viii. When the listed Subcontractor is ineligible to work on a public works project pursuant to §§1777.1 or 1777.7 of the Labor Code.
 - ix. When the City or its duly authorized agent determines that the listed Subcontractor is not a responsible contractor.
- b) Permit a Contract to be voluntarily assigned or transferred or allow it to be performed by anyone other than the original Subcontractor, Supplier listed in the original Bid without the consent of the City, or its duly authorized officer.
 - c) Other than in the performance of "Change Orders" causing changes or deviations from the Contract, sublet or subcontract any portion of the Work, or contract for materials or supplies in excess of 0.5% of your total bid or \$10,000, whichever is greater, as to which his or her original Bid did not designate a Subcontractor or Supplier.
8. Following receipt of notice from you of the proposed substitution of a Subcontractor or Supplier, the listed Subcontractor or Supplier who has been so notified shall have 5 Working Days within which to submit written objections to the substitution to the Contract Specialist with a copy to the Engineer. Failure to file these written objections shall constitute the listed Subcontractor or Supplier's consent to the substitution. If written objections are filed, the City shall give notice in writing of at least 5 Working Days to the listed Subcontractor or Supplier of a hearing by the City on your request for substitution.

I. PROMPT PAYMENT.

1. You or your Subcontractors shall pay to any subcontractor, not later than 7 Calendar Days of receipt of each progress payment, unless otherwise agreed to in writing, the respective amounts allowed you on account of the Work performed by the Subcontractors, to the extent of each Subcontractor's interest therein. In cases of Subcontractor performance deficiencies, you shall make written notice of any withholding to the Subcontractor with a copy to the Contracts Specialist. Upon correction of the deficiency, you shall pay the Subcontractor the amount previously withheld within 14 Calendar Days after payment by the City.
2. Any violation of California Business and Professions Code, §7108.5 concerning prompt payment to Subcontractors shall subject the violating Contractor or Subcontractor to the penalties, sanctions, and other remedies of that section. This requirement shall not be construed to limit or impair any contractual, administrative, or judicial remedies otherwise available to you or your Subcontractor in the event of a dispute involving late payment or nonpayment by the Prime Contractor, deficient subcontract performance, or noncompliance by a Subcontractor.

J. PROMPT PAYMENT OF FUNDS WITHHELD TO SUBCONTRACTORS.

1. The City will hold retention from you and will make prompt and regular incremental acceptances of portions, as determined by the Engineer, of the Work and pay retention to you based on these acceptances.
2. You or your Subcontractors shall return all monies withheld in retention from a Subcontractor within 30 Calendar Days after receiving payment for Work satisfactorily completed and accepted including incremental acceptances of portions of the Work by the City.
3. Federal law (49CFR26.29) requires that any delay or postponement of payment over 30 Calendar Days may take place only for good cause and with the City's prior written approval. Any violation of this provision by you or your Subcontractor shall subject you or your Subcontractor to the penalties, sanctions, and other remedies specified in §7108.5 of the Business and Professions Code.
4. These requirements shall not be construed to limit or impair any contractual, administrative, or judicial remedies otherwise available to you or your Subcontractor in the event of a dispute involving late payment or nonpayment by you, deficient subcontract performance, or noncompliance by a Subcontractor.

K. CERTIFICATION.

1. The City accepts certifications of DBE, DVBE, MBE, SMBE, SWBE, or WBE by any of the following certifying agencies:
 - a) Current certification by the State of California Department of Transportation (CALTRANS) as DBE, SMBE, or SWBE.

- b) Current MBE, WBE, or DVBE certification from the California Public Utilities Commission.
- c) DVBE certification is received from the State of California's Department of General Services, Office of Small and Minority Business.
- d) Current certification by the City of Los Angeles as DBE, WBE, or MBE.
- e) Subcontractors' valid proof of certification status (copies of MBE, WBE, DBE, or DVBE certifications) shall be submitted as required.

L. CONTRACT RECORDS AND REPORTS.

1. You shall maintain records of all subcontracts and invoices from your Subcontractors and Suppliers for work on this project. Records shall show name, telephone number including area code, and business address of each Subcontractor, Supplier, and joint venture partner, and the total amount actually paid to each firm. Project relevant records, regardless of tier, may be periodically reviewed by the City.
2. You shall retain all records, books, papers, and documents pertinent to the Contract for a period of not less than 5 years after Notice of Completion and allow access to said records by the City's authorized representatives.
3. You shall submit the following reports using the City's web-based contract compliance (Prism® portal):
 - a. **Monthly Payment.** You shall submit Monthly Payment Reporting by the 10th day of the subsequent month. Incomplete and/or delinquent reporting may cause payment delays, non-payment of invoices, or both.
4. The records maintained under item 1, described above, shall be consolidated into a Final Summary Report, certified as correct by an authorized representative of the Contractor. The Final Summary Report shall include all subcontracting activities and be sent to the EOCP Program Manager prior to Acceptance. Failure to comply may result in assessment of liquidated damages or withholding of retention. The City will review and verify 100% of subcontract participation reported in the Final Summary Report prior to approval and release of final retention to you. In the event your Subcontractors are owed money for completed Work, the City may authorize payment to subcontractor via a joint check from the withheld retention.

EQUAL OPPORTUNITY CONTRACTING PROGRAM (EOCP)

SECTION B - SLBE-ELBE SUBCONTRACTING REQUIREMENTS

THESE SPECIAL PROVISIONS SUPPLEMENT THE POLICIES AND REQUIREMENTS ESTABLISHED BY THE CITY OF SAN DIEGO EQUAL OPPORTUNITY CONTRACTING PROGRAM SPECIFIED IN THE CITY'S GENERAL EOCP REQUIREMENTS.

A. GENERAL.

1. It is the City's policy to encourage greater availability, capacity development, and contract participation by SLBE and ELBE firms in City contracts. This policy is, in part, intended to further the City's compelling interest to stimulate economic development through the support and empowerment of the local community, ensure that it is neither an active nor passive participant in marketplace discrimination, and promote equal opportunity for all segments of the contracting community.
2. The City is committed to maximizing subcontracting opportunities for all qualified and available firms.
3. This policy applies to City-funded construction contracts. Bidders shall be fully informed of this policy as set forth in these specifications. Mandatory or voluntary subcontracting percentages, Bid Discounts, and restricted competitions are specified in the Contract Documents.
4. You shall make subcontracting opportunities available to a broad base of qualified Subcontractors and shall achieve the minimum SLBE-ELBE Subcontractor participation identified for your project.
5. Failure to subcontract the specified minimum (mandatory) percentages of the Bid to qualified available SLBE-ELBE Subcontractors will cause a Bid to be rejected as non-responsive unless the Bidder has demonstrated compliance with the affirmative steps as specified in the City's document titled "Small Local Business (SLBE) Program, INSTRUCTIONS FOR BIDDERS COMPLETING THE GOOD FAITH EFFORT SUBMITTAL" and has submitted documentation showing that all required positive efforts were made prior to the Bid submittal due date. The required Good Faith Effort (GFE) documentation shall be submitted to the Contract Specialist. The instructions for completing the good faith effort submittal can be found on the City's website:
<https://www.sandiego.gov/sites/default/files/legacy/eoc/pdf/slbegfeinst.pdf>
6. The current list of certified SLBE-ELBE firms and information for completing the GFE submittal can be found on the City's EOC Department website:
<https://www.sandiego.gov/eoc/programs/slbe>
7. These requirements may be waived, at the City's sole discretion, on projects deemed inappropriate for subcontracting participation.

B.

DEFINITIONS.

1. The following definitions shall be used in conjunction with these specifications:

- a) **Bid Discount** – Additional inducements or enhancements in the bidding process that are designed to increase the chances for the selection of SLBE firms in competition with other firms.
- b) **Commercially Useful Function** – An SLBE-ELBE performs a commercially useful function when it is responsible for the execution of the Work and is carrying out its responsibilities by actually performing, managing, and supervising the Work involved. To perform a commercially useful function, the SLBE-ELBE shall also be responsible, with respect to materials and supplies used on the Contract, for negotiating price, determining quantity and quality, ordering the material, and installing (where applicable) and paying for the material itself.

To determine whether an SLBE-ELBE is performing a commercially useful function, an evaluation will be performed of the amount of Work subcontracted, normal industry practices, whether the amount the SLBE-ELBE firm is to be paid under the contract is commensurate with the Work it is actually performing and the SLBE-ELBE credit claimed for its performance of the Work, and other relevant factors. Specifically, an SLBE-ELBE does not perform a commercially useful function if its role is limited to that of an extra participant in a transaction, contract, or project through which funds are passed in order to obtain the appearance of meaningful and useful SLBE-ELBE participation, when in similar transactions in which SLBE-ELBE firms do not participate, there is no such role performed.

- c) **Good Faith Efforts (GFE)** – Documentation of the Bidder’s intent to comply with SLBE Program goals and procedures included in the City’s SLBE Program, Instructions for Completing Good Faith Effort Submittal available from the City’s EOCP website or the Contract Specialist.
- d) **Independently Owned, Managed, and Operated** – Ownership of a SLBE-ELBE firm shall be direct, independent, and by individuals only. Business firms that are owned by other businesses or by the principals or owners of other businesses that cannot themselves qualify under the SLBE-ELBE eligibility requirements shall not be eligible to participate in the Program. Moreover, the day-to-day management of the SLBE-ELBE firm shall be direct and independent of the influence of any other businesses that cannot themselves qualify under the SLBE-ELBE eligibility requirements.
- e) **Joint Venture** – An association of two or more persons or business entities that is formed for the single purpose of carrying out a single defined business enterprise for which purpose they combine their

capital, efforts, skills, knowledge, or property. Joint ventures shall be established by written agreement to qualify for this program.

- f) **Local Business Enterprise (“LBE”)** – A firm having a Principal Place of Business and a Significant Employment Presence in San Diego County, California that has been in operation for 12 consecutive months and a valid business tax certificate. This definition is subsumed within the definition of Small Local Business Enterprise.
- g) **Minor Construction Program** – A program developed for bidding exclusively among SLBE-ELBE Construction firms.
- h) **Principal Place of Business** – A location wherein a firm maintains a physical office and through which it obtains no less than 50% of its overall customers or sales dollars.
- i) **Protégé** – A firm that has been approved and is an active participant in the City’s Mentor-Protégé Program and that has signed the required program participation agreement and has been assigned a mentor.
- j) **Significant Employee Presence** – No less than 25% of a firm’s total number of employees are domiciled in San Diego County.

C. SUBCONTRACTOR PARTICIPATION.

1. For the purpose of satisfying subcontracting participation requirements, only 1st tier SLBE–ELBE Subcontractors will be recognized as participants in the Contract according to the following criteria:
 - a) For credit to be allowed toward a respective participation level, all listed SLBE-ELBE firms shall have been certified by the Bid due date.
 - b) The Subcontractor shall perform a commercially useful function for credit to be allowed toward subcontractor participation levels. The Subcontractor shall be required by you to be responsible for the execution of a distinct element of the Work and shall carry out its responsibility by actually performing and supervising its own workforce.
 - c) If the Bidder is seeking the recognition of materials, supplies, or both towards achieving any mandatory subcontracting participation level, the Bidder shall indicate on Form AA40 – Named Equipment/Material Supplier List with the Bid the following:
 - i. If the materials or supplies are obtained from a SLBE-ELBE manufacturer, the Bidder will receive 100% of the cost of the materials or supplies toward SLBE participation. For the purposes of counting SLBE-ELBE participation, a manufacturer is a firm that operates or maintains a factory or establishment that produces, on the premises, the materials, supplies, articles, or equipment required under the Contract and of the general character described by the specifications.

- ii. If the materials or supplies are obtained from a SLBE-ELBE supplier, the Bidder will receive 60% of the cost of the materials or supplies toward SLBE participation. For the purposes of counting SLBE-ELBE participation a Supplier is a firm that owns, operates, or maintains a store, warehouse, or other establishment in which the materials, supplies, articles or equipment of the general character described by the specifications and required under the Contract are bought, kept in stock, and regularly sold or leased to the public in the usual course of business. To be a supplier, the firm shall be an established, regular business that engages, as its principal business and under its own name, in the purchase and sale or lease of the products in question. A person may be a supplier in such bulk items as petroleum products, steel, cement, gravel, stone, or asphalt without owning, operating, or maintaining a place of business if the person both owns and operates distribution equipment for the products. Any supplementing of the suppliers' own distribution equipment shall be by a long-term lease agreement and shall not be on an ad hoc or contract-by-contract basis.
 - iii. If the materials or supplies are obtained from a SLBE-ELBE, which is neither a manufacturer nor a supplier, the entire amount of fees or commissions charged for assistance in the procurement of the materials and supplies, fees or transportation charges for the delivery of materials or supplies required on a job site will be counted toward SLBE-ELBE participation, provided the fees are reasonable and not excessive as compared with fees customarily allowed for similar services. No portion of the cost of the materials and supplies themselves will be counted toward SLBE-ELBE participation.
- d) If the Bidder is seeking the recognition of SLBE-ELBE Trucking towards achieving any mandatory subcontracting participation level, the Bidder shall indicate it on Form AA35 - List of Subcontractors with the Bid. The following factors will be evaluated in determining the credit to be allowed toward the respective participation level:
- i. The SLBE-ELBE shall be responsible for the management and supervision of the entire trucking operation for which it is getting credit on a particular Contract and there shall not be a contrived arrangement for the purpose of counting SLBE-ELBE participation.
 - ii. The SLBE-ELBE shall itself own and operate at least 1 fully licensed, insured, and operational truck used on the Contract.

- iii. The SLBE-ELBE receives credit for the total value of the transportation services it provides on the Contract using trucks it owns, insures, and operates using drivers it employs.
- iv. The SLBE-ELBE may lease trucks from another SLBE-ELBE firm including an owner-operator who is certified as a SLBE-ELBE. The SLBE-ELBE who leases trucks from another SLBE-ELBE receives credit for the total value of the transportation services the lessee SLBE-ELBE provides on the contract.
- v. The SLBE-ELBE may also lease trucks from a non-SLBE-ELBE firm, including an owner-operator. The SLBE-ELBE who leases trucks from a non-SLBE-ELBE is entitled to credit for the total value of transportation services provided by non-SLBE-ELBE lessees not to exceed the value of transportation services provided by SLBE-ELBE owned trucks on the contract. Additional participation by non-SLBE-ELBE lessees receive credit only for the fee or commission it receives as a result of the lease arrangement.
- vi. A lease shall indicate that the SLBE-ELBE has exclusive use of and control over the truck. This does not preclude the leased truck from working for others during the term of the lease with the consent of the SLBE-ELBE so long as the lease gives the SLBE-ELBE absolute priority for use of the leased truck.

D. SLBE-ELBE SUBCONTRACTOR PARTICIPATION PERCENTAGES.

- 1. Contracts valued at \$1,500,000 and above will be considered Major Public Works Contracts and will include a mandatory Subcontractor participation requirement for SLBE-ELBE firms.
 - a) The Bidder shall achieve the mandatory Subcontractor participation requirement or demonstrate GFE.
 - b) The Bidders shall indicate the participation on Forms AA35 - List of Subcontractors and AA40 - Named Equipment/Material Supplier List as applicable regardless of the dollar value.
 - c) An SLBE-ELBE Bidder may count its own participation toward achieving the mandatory goal as long as the SLBE-ELBE Bidder performs 51% of the Contract Price.
- 2.. Contracts Valued over \$1,000,000 and under \$1,500,000 will also be considered Major Public Works Contracts and will include the mandatory subcontractor participation requirements described above and the following:
 - a) 5% bid discount for SLBE-ELBE firms.
 - b) Non-certified Contractor will receive 5% bid discount if they achieve the specified mandatory Subcontracting participations.
 - c) Bid discounts shall not apply if the award will result in a total contract cost of \$50,000 in excess of the apparent lowest Bid.

- d) In the event of a tie bid between a SLBE-ELBE Bidder and a non-SLBE-ELBE Bidder, the SLBE-ELBE Bidder will be awarded the Contract.
 - e) In the event of a tie bid between a discounted Bid and a non-discounted Bid, the discounted Bid will be awarded the Contract.
- 3. Contracts valued over \$500,000 up to \$1,000,000 will be considered Minor Public Works Contracts and will be awarded through a competitive Bid process open only to City certified SLBE-ELBE firms. If there are no bidders or no responsible bidders, the Contract will be made available to all Bidders and will be subject to requirements listed in items 1 and 2 for Major Public Works Contracts above.
 - 4. Contracts valued at \$500,000 and below will also be considered Minor Public Works Contracts and will be awarded through a competitive bid process open only to City certified ELBEs unless there are less than 2 firms available at which it will be awarded through a competitive process open only to the City certified SLBE-ELBE firms. If there are no bidders or no responsible bidders, the Contract will be made available to all Bidders and subject to requirements listed in items 1 and 2 for Major Public Works Contracts above.

E. JOINT VENTURES.

- 1. The City may allow for Joint Venture bid discounts on some Contracts. Contracts that allow for Joint Venture bid discounts will be designated in Bid documents. A firm that is bidding or competing for City Contracts may partner with a certified SLBE or ELBE to compete for Contracts as a Joint Venture.
- 2. A Joint Venture shall be between two entities with the same discipline or license as required by the City. Joint ventures will receive bid discounts depending on the SLBE or ELBE percentage of participation. To be eligible for a discount, a Joint Venture Agreement shall be approved by the City at the time of Bid submittal. The maximum allowable discount shall be 5%. The parties shall agree to enter in the relationship for the life of the projects.
- 3. Joint Venture shall submit a Joint Venture Management Plan, a Joint Venture Agreement, or both at least 2 weeks prior to the Bid due date. Copies of the Joint Venture applications are available upon request to the Contract Specialist. Each agreement or management plan shall include the following:
 - a) Detailed explanation of the financial contribution for each partner.
 - b) List of personnel and equipment used by each partner.
 - c) Detailed breakdown of the responsibilities of each partner.
 - d) Explanation of how the profits and losses will be distributed.
 - e) Description of the bonding capacity of each partner.
 - f) Management or incentive fees available for any one of the partners (if any).

4. Each Joint Venture partner shall perform a Commercially Useful Function. An SLBE or ELBE that relies on the resources and personnel of a non-SLBE or ELBE firm will not be deemed to perform a Commercially Useful Function.
5. Each Joint Venture partner shall possess licenses appropriate for the discipline for which a proposal is being submitted. If a Joint Venture is bidding on a single trade project, at the time of bid submittal, each Joint Venture partner shall possess the requisite specialty license for that trade bid.
6. The SLBE or ELBE partner shall clearly define the portion of the Work to be performed. This Work shall be of the similar type of Work the SLBE or ELBE partner performs in the normal course of its business. The Joint Venture Participation Form shall specify the Bid items to be performed by each individual Joint Venture partner. Lump sum Joint Venture participation shall not be acceptable.
7. Responsibilities of the SLBE or ELBE Joint Venture Partner:
 - a) The SLBE or ELBE partner shall share in the control, management responsibilities, risks and profits of the Joint Venture in proportion with the level of participation in the project.
 - b) The SLBE or ELBE partner shall perform Work that is commensurate with its experience.
 - c) The SLBE or ELBE partner shall use its own employees and equipment to perform its portion of the Work.
 - d) The Joint Venture as a whole shall perform Bid items that equal or exceed 50% of the Contract Price, excluding the cost of manufactured items, in order to be eligible for a Joint Venture discount.

F. MAINTAINING PARTICIPATION LEVELS.

1. Credit and preference points are earned based on the level of participation proposed prior to the award of the Contract. Once the Project begins you shall achieve and maintain the SLBE-ELBE participation levels for which credit and preference points were earned. You shall maintain the SLBE-ELBE percentages indicated at the Award of Contract and throughout the Contract Time.
2. If the City modifies the original Scope of Work, you shall make reasonable efforts to maintain the SLBE-ELBE participation for which creditor preference points were earned. If participation levels will be reduced, approval shall be received from the City prior to making changes.
3. You shall notify and obtain written approval from the City in advance of any reduction in subcontract scope, termination, or substitution for a designated SLBE-ELBE Subcontractor. Failure to do so shall constitute a material breach of the Contract.
4. If you fail to maintain the SLBE-ELBE participation listed at the time the Contract is awarded and have not received prior approval from the City, the

City may declare you in default and will be considered grounds for debarment under Chapter 2, Article 2, Division 8, of the San Diego Municipal Code.

G. SUBCONTRACTING EFFORTS REVIEW AND EVALUATION.

1. Documentation of your subcontracting efforts will be reviewed by EOCP to verify that you made subcontracting opportunities available to a broad base of qualified Subcontractors, negotiated in good faith with interested Subcontractors, and did not reject any bid for unlawful discriminatory reasons. The EOCP review is based on the federal “Six Good Faith Efforts” model.
2. The GFEs are required methods to ensure that all ELBE and SLBE firms have had the opportunity to compete for the City’s Public Works procurements. The Six Good Faith Efforts, also known as affirmative steps, attract and utilize ELBE and SLBE firms:
 - a) Ensure ELBE firms are made aware of contracting opportunities to the fullest extent practicable through outreach and recruitment activities.
 - b) Make information of forthcoming opportunities available to SLBE-ELBE firms and arrange time for Contracts and establish delivery schedules, where requirements permit, in a way that encourages and facilitates participation by SLBE-ELBE firms in the competitive process. This includes posting solicitations for Bids or proposals to SLBE-ELBE firms for a minimum of 10 Working Days before the Bid or Proposal due date.
 - c) Consider in the contracting process whether firms competing for large Contracts could subcontract with SLBE-ELBE firms.
 - d) Encourage contracting with a consortium of ELBE-SLBE firms when a Contract is too large for one of these firms to handle individually.
 - e) Use the services and assistance of the City’s EOC Office and the SLBE-ELBE Directory.
 - f) If you award subcontracts, require your Subcontractors to take the steps listed above.

H. GOOD FAITH EFFORT DOCUMENTATION.

1. If the specified SLBE-ELBE Subcontractor participation percentages are not met, you shall submit information necessary to establish that adequate GFEs were taken to meet the Contract Subcontractor participation percentages. See the City’s document titled “Small Local Business (SLBE) Program, INSTRUCTIONS FOR BIDDERS COMPLETING THE GOOD FAITH EFFORT SUBMITTAL.” The instructions for completing the good faith effort submittal can be found on the City’s website:

<https://www.sandiego.gov/sites/default/files/legacy/eoc/pdf/slbegfeinst.pdf>

I. SUBCONTRACTOR SUBSTITUTION.

1. Evidence of fraud or discrimination in the substitution of Subcontractors will result in sanctions including assessment of penalty fines, termination of Contract, or debarment. This section does not replace applicable California Public Contract Code.

J. FALSIFICATION OF SUB-AGREEMENT AND FRAUD.

1. Falsification or misrepresentation of a sub-agreement as to company name, Contract amount or actual Work performed by Subcontractors, or any falsification or fraud on the part your submission of documentation and forms pursuant to this program, will result in sanctions against you including assessment of penalty fines, termination of the Contract, or debarment. Instances of falsification or fraud which are indicative of an attempt by you to avoid subcontracting with certain categories of Subcontractors on the basis of race, gender, gender expression, gender identity, religion, national origin, ethnicity, sexual orientation, age, or disability shall be referred to the Equal Opportunity Contracting Program's Investigative Unit for possible violations of Article 2, Division 35 of the City Administrative Code, §§22.3501 et seq. (Nondiscrimination in Contracting).

K. RESOURCES.

1. The current list of certified SLBE-ELBE firms and information for completing the GFE submittal can be found on the City's EOC Department website:
<https://www.sandiego.gov/eoc/programs/slbe>
-

ATTACHMENT D
PREVAILING WAGE

PREVAILING WAGE

1. **PREVAILING WAGE RATES:** Pursuant to San Diego Municipal Code section 22.3019, construction, alteration, demolition, repair and maintenance work performed under this Contract is subject to State prevailing wage laws. For construction work performed under this Contract cumulatively exceeding \$25,000 and for alteration, demolition, repair and maintenance work performed under this Contract cumulatively exceeding \$15,000, the Contractor and its subcontractors shall comply with State prevailing wage laws including, but not limited to, the requirements listed below.
 - 1.1. **Compliance with Prevailing Wage Requirements.** Pursuant to sections 1720 through 1861 of the California Labor Code, the Contractor and its subcontractors shall ensure that all workers who perform work under this Contract are paid not less than the prevailing rate of per diem wages as determined by the Director of the California Department of Industrial Relations (DIR). This includes work performed during the design and preconstruction phases of construction including, but not limited to, inspection and land surveying work.
 - 1.1.1. Copies of such prevailing rate of per diem wages are on file at the City and are available for inspection to any interested party on request. Copies of the prevailing rate of per diem wages also may be found at <http://www.dir.ca.gov/OPRL/DPreWageDetermination.htm>. Contractor and its subcontractors shall post a copy of the prevailing rate of per diem wages determination at each job site and shall make them available to any interested party upon request.
 - 1.1.2. The wage rates determined by the DIR refer to expiration dates. If the published wage rate does not refer to a predetermined wage rate to be paid after the expiration date, then the published rate of wage shall be in effect for the life of this Contract. If the published wage rate refers to a predetermined wage rate to become effective upon expiration of the published wage rate and the predetermined wage rate is on file with the DIR, such predetermined wage rate shall become effective on the date following the expiration date and shall apply to this Contract in the same manner as if it had been published in said publication. If the predetermined wage rate refers to one or more additional expiration dates with additional predetermined wage rates, which expiration dates occur during the life of this Contract, each successive predetermined wage rate shall apply to this Contract on the date following the expiration date of the previous wage rate. If the last of such predetermined wage rates expires during the life of this Contract, such wage rate shall apply to the balance of the Contract.
 - 1.2. **Penalties for Violations.** Contractor and its subcontractors shall comply with California Labor Code section 1775 in the event a worker is paid less than the prevailing wage rate for the work or craft in which the worker is employed. This shall be in addition to any other applicable penalties allowed under Labor Code sections 1720 – 1861.

- 1.3. Payroll Records.** Contractor and its subcontractors shall comply with California Labor Code section 1776, which generally requires keeping accurate payroll records, verifying and certifying payroll records, and making them available for inspection. Contractor shall require its subcontractors to also comply with section 1776. Contractor and its subcontractors shall submit weekly certified payroll records online via the City's web-based Labor Compliance Program. Contractor is responsible for ensuring its subcontractors submit certified payroll records to the City.
- 1.3.1.** Contractor and their subcontractors shall also furnish records specified in Labor Code section 1776 directly to the Labor Commissioner in the manner required by Labor Code section 1771.4.
- 1.4. Apprentices.** Contractor and its subcontractors shall comply with California Labor Code sections 1777.5, 1777.6 and 1777.7 concerning the employment and wages of apprentices. Contractor is held responsible for the compliance of their subcontractors with sections 1777.5, 1777.6 and 1777.7.
- 1.5. Working Hours.** Contractor and their subcontractors shall comply with California Labor Code sections 1810 through 1815, including but not limited to: (i) restrict working hours on public works contracts to eight hours a day and forty hours a week, unless all hours worked in excess of 8 hours per day are compensated at not less than 1½ times the basic rate of pay; and (ii) specify penalties to be imposed on contractors and subcontractors of \$25 per worker per day for each day the worker works more than 8 hours per day and 40 hours per week in violation of California Labor Code sections 1810 through 1815.
- 1.6. Required Provisions for Subcontracts.** Contractor shall include at a minimum a copy of the following provisions in any contract they enter into with a subcontractor: California Labor Code sections 1771, 1771.1, 1775, 1776, 1777.5, 1810, 1813, 1815, 1860 and 1861.
- 1.7. Labor Code Section 1861 Certification.** Contractor in accordance with California Labor Code section 3700 is required to secure the payment of compensation of its employees and by signing this Contract, Contractor certifies that "I am aware of the provisions of Section 3700 of the California Labor Code which require every employer to be insured against liability for workers' compensation or to undertake self-insurance in accordance with the provisions of that code, and I will comply with such provisions before commencing the performance of the work of this Contract."
- 1.8. Labor Compliance Program.** The City has its own Labor Compliance Program authorized in August 2011 by the DIR. The City will withhold contract payments when payroll records are delinquent or deemed inadequate by the City or other governmental entity, or it has been established after an investigation by the City or other governmental entity that underpayment(s) have occurred. For questions or assistance, please contact the City of San Diego's Prevailing Wage Unit at 858-627-3200.

- 1.9. Contractor and Subcontractor Registration Requirements.** This project is subject to compliance monitoring and enforcement by the DIR. A contractor or subcontractor shall not be qualified to bid on, be listed in a bid or proposal, subject to the requirements of section 4104 of the Public Contract Code, or engage in the performance of any contract for public work, unless currently registered and qualified to perform public work pursuant to Labor Code section 1725.5. It is not a violation of this section for an unregistered contractor to submit a bid that is authorized by Section 7029.1 of the Business and Professions code or by Section 10164 or 20103.5 of the Public Contract Code, provided the contractor is registered to perform public work pursuant to Section 1725.5 at the time the contract is awarded.
- 1.9.1.** A Contractor's inadvertent error in listing a subcontractor who is not registered pursuant to Labor Code section 1725.5 in response to a solicitation shall not be grounds for filing a bid protest or grounds for considering the bid non-responsive provided that any of the following apply: (1) the subcontractor is registered prior to bid opening; (2) within twenty-four hours after the bid opening, the subcontractor is registered and has paid the penalty registration fee specified in Labor Code section 1725.5; or (3) the subcontractor is replaced by another registered subcontractor pursuant to Public Contract Code section 4107.
- 1.9.2.** By submitting a bid or proposal to the City, Contractor is certifying that he or she has verified that all subcontractors used on this public work project are registered with the DIR in compliance with Labor Code sections 1771.1 and 1725.5, and Contractor shall provide proof of registration for themselves and all listed subcontractors to the City at the time of bid or proposal due date or upon request.
- 1.10. Stop Order.** For Contractor or its subcontractors engaging in the performance of any public work contract without having been registered in violation of Labor Code sections 1725.5 or 1771.1, the Labor Commissioner shall issue and serve a stop order prohibiting the use of the unregistered contractors or unregistered subcontractor(s) on ALL public works until the unregistered contractor or unregistered subcontractor(s) is registered. Failure to observe a stop order is a misdemeanor.
- 1.11. List of all Subcontractors.** The Contractor shall provide the list of subcontractors (regardless of tier), along with their DIR registration numbers, utilized on this Contract prior to any work being performed; and the Contractor shall provide a complete list of all subcontractors with each invoice. Additionally, Contractor shall provide the City with a complete list of all subcontractors (regardless of tier) utilized on this contract within ten working days of the completion of the contract, along with their DIR registration numbers. The City shall withhold final payment to Construction Management Professional until at least thirty (30) days after this information is provided to the City.
- 1.12. Exemptions for Small Projects.** There are limited exemptions for installation, alteration, demolition, or repair work done on projects of \$25,000 or less. The Contractor shall still comply with Labor Code sections 1720 et. seq. The only recognized exemptions are listed below:

- 1.12.1.** Registration. The Contractor will not be required to register with the DIR for small projects. (Labor Code section 1771.1).
- 1.12.2.** Certified Payroll Records. The records required in Labor Code section 1776 shall be required to be kept and submitted to the City of San Diego, but will not be required to be submitted online with the DIR directly. The Contractor will need to keep those records for at least three years following the completion of the Contract. (Labor Code section 1771.4).
- 1.12.3.** List of all Subcontractors. The Contractor shall not be required to hire only registered subcontractors and is exempt from submitting the list of all subcontractors that is required in section 1.11. above. (Labor code section 1773.3).

ATTACHMENT E
SUPPLEMENTARY SPECIAL PROVISIONS

SUPPLEMENTARY SPECIAL PROVISIONS

The following Supplementary Special Provisions (SSP) modifies the following documents:

1. The **2021 Edition** of the Standard Specifications for Public Works Construction (The "GREENBOOK").
2. The **2021 Edition** of the City of San Diego Standard Specifications for Public Works Construction (The "WHITEBOOK"), including the following:
 - a) General Provisions (A) for all Construction Contracts.

SECTION 1 – GENERAL, TERMS, DEFINITIONS, ABBREVIATIONS, UNITS OF MEASURE, AND SYMBOLS

1-2 TERMS AND DEFINITIONS. To The "WHITEBOOK":

To item 47, "Holiday", ADD the following:

Holiday	Observed On
Juneteenth	June 19

To item 55, "Normal Working Hours", DELETE in its entirety and SUBSTITUTE with the following:

Normal Working Hours: Normal Working Hours shall be **8:30 AM to 3:30 PM, Monday through Friday**, inclusive. Saturdays, Sundays, and City Holidays are excluded. Unless otherwise specified on the Traffic Control Permits.

SECTION 2 - SCOPE OF THE WORK

2-2 PERMITS, FEES, AND NOTICES. To The "WHITEBOOK", ADD the following:

2. You will obtain, at no cost to you, the following permits:
 - a) Traffic Control Permit

SECTION 3 – CONTROL OF THE WORK

3-2 SELF-PERFORMANCE. To the "GREENBOOK", DELETE in its entirety and SUBSTITUTE with the following:

1. You shall perform, with your own organization, Contract Work amounting to at least **50%** of the Base Bid.

3-8.4

Supporting Information. To The "WHITEBOOK", ADD the following:

4. You shall collect and submit rehabilitation data spreadsheets along with monthly invoices for the following rehabilitation Work (see **Appendix G – Sewer Pipeline Spreadsheet, Appendix H – Sewer Lateral Spreadsheet and Appendix I – Sewer Manholes Spreadsheet**).
 - a) Laterals
 - b) Sewer Mains
 - c) Manholes

3-12.8.3

Equipment. To The "WHITEBOOK", item 4, DELETE in its entirety and SUBSTITUTE with the following:

4. The approved dewatering system shall include a suitably sized pipeline to transport extracted groundwater from the Work Site to the indicated point of discharge as applicable under the dewatering permit in force during the dewatering operations. The alignment of this pipeline shall be subject to the approval by the Engineer. Where the pipeline is allowed to cross roadways or parking areas, you shall be required to install a conduit below the traveled surface. The installation shall provide protection for the temporary pipeline and a smooth transition across the in accordance with Standard Drawing SDG-107, "Pavement Restoration for Asphalt Concrete Surfaced Streets - Major Excavation" or a concrete trench cap in accordance with Standard Drawing SDG-108, "Pavement Restoration for Concrete Surfaced Streets and Alleys - Major Excavation as included in **Appendix L -Standard Drawings.**"

3-15.3

Coordination. To The "WHITEBOOK", ADD the following:

2. Other adjacent City projects are scheduled for construction for the same time period in the vicinity of Council District 1. See **Appendix F – Adjacent Project Maps** for the approximate location. Coordinate the Work with the adjacent projects as listed below:
 - a) Governor Dr from Mercer St to Radcliffe Dr. Stresemann St from Pennant Way to Gobat Ave. – University City Improv 1 (W) B-19086, RE – Eddie Harmes - 619/533-4207.
 - b) Curie St from Bragg St to Honors Dr - University City Improv 1 (S) B-19086, RE – Eddie Harmes - 6195334207
 - c) Governor Dr from Mercer St to Radcliffe Dr - NC Morena Blvd Pump Stations & Pipelines B-15141, RE – Natalie Rios.
 - d) Governor Dr from Mercer St to Radcliffe Dr - AC Water & Sewer Group 1048 (S) B-18095, PM – Santiago Crespo.
 - e) Governor Dr from Mercer St to Radcliffe Dr - AC Water & Sewer Group 1048 (W) B-18088, PM – Santiago Crespo.

SECTION 4 - CONTROL OF MATERIALS

4-6 TRADE NAMES. To The "WHITEBOOK", ADD the following:

11. You shall submit your list of proposed substitutions for an "equal" item **no later than 5 Working Days after the issuance of the Notice of Intent to Award** and on the City's Product Submittal Form available at:

<https://www.sandiego.gov/ecp/edocref/>

SECTION 5 – LEGAL RELATIONS AND RESPONSIBILITIES

5-4 INSURANCE. To the "GREENBOOK", DELETE in its entirety and SUBSTITUTE with the following:

5-4 INSURANCE.

1. The insurance provisions herein shall not be construed to limit your indemnity and defense duties set forth in the Contract.

5-4.1 Policies and Procedures.

1. You shall procure the insurance described below, at your sole cost and expense, to provide coverage against claims for loss including injuries to persons or damage to property, which may arise out of or in connection with the performance of the Work by you, your agents, representatives, officers, employees or Subcontractors.
2. Insurance coverage for property damage resulting from your operations is on a replacement cost valuation. The market value will not be accepted.
3. You shall maintain this insurance as required by this Contract and at all times thereafter when you are correcting, removing, or replacing Work in accordance with this Contract. Your duties under the Contract, including your indemnity obligations, are not limited to the insurance coverage required by this Contract.
4. If you maintain broader coverage or higher limits than the minimums shown below, City requires and shall be entitled to the broader coverage or the higher limits maintained by you. Any available insurance proceeds in excess of the specified minimum limits of insurance and coverage shall be available to City.
5. Your payment for insurance shall be included in the Contract Price you bid. You are not entitled to any additional payment from the City to cover your insurance, unless the City specifically agrees to payment in writing. Do not begin any Work under this Contract or allow any Subcontractors to begin work, until you have provided, and the City has approved, all required insurance.

6. Policies of insurance shall provide that the City is entitled to 30 days advance written notice of cancellation or non-renewal of the policy or 10 days advance written notice for cancellation due to non-payment of premium. Maintenance of specified insurance coverage is a material element of the Contract. Your failure to maintain or renew coverage and to provide evidence of renewal during the term of the Contract may be treated by the City as a material breach of the Contract.

5-4.2 Types of Insurance.

5-4.2.1 General Liability Insurance.

1. Commercial General Liability Insurance shall be written on the current version of the ISO Occurrence form CG 00 01 07 98 or an equivalent form providing coverage at least as broad.
2. The policy shall cover liability arising from premises and operations, XCU (explosions, underground, and collapse), independent contractors, products/completed operations, personal injury and advertising injury, bodily injury, property damage, and liability assumed under an insured's contract (including the tort liability of another assumed in a business contract).
3. There shall be no endorsement or modification limiting the scope of coverage for either "insured vs. insured" claims or contractual liability. You shall maintain the same or equivalent insurance for at least 10 years following completion of the Work.
4. All costs of defense shall be outside the policy limits. Policy coverage shall be in liability limits of not less than the following:

<u>General Annual Aggregate Limit</u>	<u>Limits of Liability</u>
Other than Products/Completed Operations	\$10,000,000
Products/Completed Operations Aggregate Limit	\$10,000,000
Personal Injury Limit	\$5,000,000
Each Occurrence	\$5,000,000

5-4.2.2 Commercial Automobile Liability Insurance.

1. You shall provide a policy or policies of Commercial Automobile Liability Insurance written on the current version of the ISO form CA 00 01 12 90 or later version or equivalent form providing coverage at least as broad in the amount of \$1,000,000 combined single limit per accident, covering bodily injury and property damage for owned, non-owned, and hired automobiles ("Any Auto").
2. All costs of defense shall be outside the limits of the policy.

5-4.2.3

Workers' Compensation Insurance and Employers Liability Insurance.

1. In accordance with the provisions of California Labor Code section 3700, you shall provide, at your expense, Workers' Compensation Insurance and Employers Liability Insurance to protect you against all claims under applicable state workers' compensation laws. The City, its elected officials, and employees will not be responsible for any claims in law or equity occasioned by your failure to comply with this requirement.
2. Statutory Limits shall be provided for Workers' Compensation Insurance as required by the state of California, and Employer's Liability Insurance with limits of no less than \$1,000,000 per accident for bodily injury or disease.
3. By signing and returning the Contract, you certify that you are aware of the provisions of California's Workers' Compensation laws, including Labor Code section 3700, which requires every employer to be insured against liability for workers' compensation or to undertake self-insurance, and that you will comply with these provisions before commencing the Work.

5-4.2.4

Contractors Pollution Liability Insurance.

1. You shall procure and maintain at your expense or require your Subcontractor, as described below, to procure and maintain Contractors Pollution Liability Insurance applicable to the Work being performed, with a limit no less than \$2,000,000 per claim or occurrence and \$4,000,000 aggregate per policy period of one year.
2. All costs of defense shall be outside the limits of the policy.
3. You shall obtain written approval from the City for any insurance provided by your Subcontractor instead of you.
4. For approval of a substitution of your Subcontractor's insurance, you shall certify that all activities for which the Contractors Pollution Liability Insurance will provide coverage will be performed exclusively by the Subcontractor providing the insurance. The deductible shall not exceed \$25,000 per claim unless the City has provided prior, written approval.
5. Occurrence based policies shall be procured before the Work commences. Claims Made policies shall be procured before the Work commences, shall be maintained for the Contract Time, and shall include a 12-month extended Claims Discovery Period applicable to this contract or the existing policy or policies that shall continue to be maintained for 12 months after the completion of the Work without advancing the retroactive date.

5-4.2.8 Architects and Engineers Professional Insurance (Errors and Omissions Insurance).

1. For Contracts with required engineering services, including Design-Build and preparation of engineered Traffic Control Plans (TCP) by you, you shall keep or require all of your employees and Subcontractors, who provide professional engineering services under Contract, to provide to the City proof of Professional Liability coverage with a limit of no less than **\$1,000,000** per claim and **\$2,000,000** aggregate per policy period of one year.
2. You shall ensure the following:
 - a) The policy retroactive date is on or before the date of commencement of the Project.
 - b) The policy will be maintained in force for a period of three years after completion of the Project or termination of the Contract, whichever occurs last. You agree that, for the time period specified above, there will be no changes or endorsements to the policy that affect the specified coverage.
3. If professional engineering services are to be provided solely by the Subcontractor, you shall:
 - a) Certify this to the City in writing, and
 - b) Agree in writing to require the Subcontractor to procure Professional Liability coverage in accordance with the requirements set forth here.

5-4.3 Rating Requirements. Except for the State Compensation Insurance Fund, all insurance required by this Contract shall be carried only by responsible insurance companies with a rating of, or equivalent to, at least "A-, VI" by A.M. Best Company, that are authorized by the California Insurance Commissioner to do business in the state of California, and that have been approved by the City.

5-4.3.1 Non-Admitted Carriers. The City will accept insurance provided by non-admitted, "surplus lines" carriers only if the carrier is authorized to do business in the state of California and is included on the List of Approved Surplus Lines Insurers (LASLI list).

All policies of insurance carried by non-admitted carriers shall be subject to all of the requirements for policies of insurance provided by admitted carriers described in this Contract.

5-4.4 Evidence of Insurance. You shall furnish the City with original Certificates of Insurance, including all required amendatory endorsements (or copies of the applicable policy language effecting coverage required by this clause), prior to your commencement of Work under this Contract. In addition, The City reserves the right to require complete, certified copies of all required insurance policies, including endorsements, required by these specifications, at any time.

5-4.5 Policy Endorsements.

5-4.5.1 Commercial General Liability Insurance.

5-4.5.1.1 Additional Insured. To the fullest extent permitted by law and consistent with the limiting provisions set forth at California Civil Code section 2782, California Insurance Code section 11580.04, and any applicable successor statutes limiting indemnification of public agencies that bind the City, the policy or policies shall be endorsed to include as an Additional Insured the City and its respective elected officials, officers, employees, agents, and representatives, with respect to liability arising out of:

- i. Ongoing operations performed by you or on your behalf,
- ii. your products,
- iii. your work, e.g., your completed operations performed by you or on your behalf, or
- iv. premises owned, leased, controlled, or used by you.

5-4.5.1.2 Primary and Non-Contributory Coverage. The policy shall be endorsed to provide that the coverage with respect to operations, including the completed operations, if appropriate, of the Named Insured is primary to any insurance or self-insurance of the City and its elected officials, officers, employees, agents and representatives. Further, it shall provide that any insurance maintained by the City and its elected officials, officers, employees, agents and representatives shall be in excess of your insurance and shall not contribute to it.

5-4.5.1.3 Project General Aggregate Limit. The policy or policies shall be endorsed to provide a Designated Construction Project General Aggregate Limit that will apply only to the Work. Only claims payments which arise from the Work shall reduce the Designated Construction Project General Aggregate Limit. The Designated Construction Project General Aggregate Limit shall be in addition to the aggregate limit provided for the products-completed operations hazard.

5-4.5.2 Workers' Compensation Insurance and Employers Liability Insurance.

5-4.5.2.1 Waiver of Subrogation. The policy or policies shall be endorsed to provide that the insurer will waive all rights of subrogation against the City and its respective elected officials, officers, employees, agents, and representatives for losses paid under the terms of the policy or policies and which arise from Work performed by the Named Insured for the City.

5-4.5.2.2 Workers' Compensation Insurance for Work In, Over, or Alongside Navigable Waters. In addition to the Workers' Compensation Insurance required under the General Conditions of this Contract, you shall provide additional insurance coverage for claims brought under the Longshore and Harbor Workers' Compensation Act, the Jones Act, general maritime law, and any other applicable federal or state laws, relating to your Work in, over, or alongside navigable waters.

5-4.5.3 Contractors Pollution Liability Insurance Endorsements.

5-4.5.3.1 Additional Insured. To the fullest extent permitted by law and consistent with the limiting provisions set forth at California Civil Code section 2782, California Insurance Code section 11580.04, and any applicable successor statutes limiting indemnification of public agencies that bind the City, the policy or policies shall be endorsed to include as an Additional Insured the City and its respective elected officials, officers, employees, agents, and representatives, with respect to liability arising out of:

- a. Ongoing operations performed by you or on your behalf,
- b. your products,
- c. your work, e.g., your completed operations performed by you or on your behalf, or
- d. premises owned, leased, controlled, or used by you.

5-4.5.3.2 Primary and Non-Contributory Coverage. The policy or policies shall be endorsed to provide that the insurance afforded by the Contractors Pollution Liability Insurance policy or policies is primary to any insurance or self-insurance of the City and its elected officials, officers, employees, agents and representatives with respect to operations including the completed operations of the Named Insured. Any insurance maintained by the City and its elected officials, officers, employees, agents and representatives shall be in excess of your insurance and shall not contribute to it.

5-4.5.3.3 Severability of Interest. For Contractors Pollution Liability Insurance, the policy or policies shall provide that your insurance shall apply separately to each insured against whom claim is made or suit is brought, except with respect to the limits of the insurer's liability and shall provide cross-liability coverage.

5-4.6 Deductibles and Self-Insured Retentions. You shall disclose deductibles and self-insured retentions to the City at the time the evidence of insurance is provided. The City may require you to purchase coverage with a lower retention or provide proof of ability to pay losses and related investigations, claim administration, and defense expenses within the retention. The policy language shall provide, or be endorsed to provide, that the self-insured retention may be satisfied by either the named insured or City.

5-4.7 Reservation of Rights. The City reserves the right, from time to time, to review your insurance coverage, limits, deductibles, and self-insured retentions to determine if they are acceptable to the City. The City will reimburse you, without overhead, profit, or any other markup, for the cost of additional premium for any coverage requested by the Engineer, but not required by this Contract.

5-4.8 Notice of Changes to Insurance. You shall notify the City, in writing, 30 days prior to any material change to the policies of insurance provided under this Contract. This written notice is in addition to the requirements of paragraph 6 of Section 5-4.1.

5-4.9 Excess Insurance. Policies providing excess coverage shall follow the form of the primary policy or policies, including all endorsements.

5-10.3 Exclusive Community Liaison Services. To The "WHITEBOOK", ADD the following:

2. You shall retain an Exclusive Community Liaison for the Project that shall implement Work in accordance with the specifications described in 5-10.2 "Community Outreach Services" and 5-10.3 "Exclusive Community Liaison Services".

ADD:

5-10.3.2 Weekly Updates Recipients.

1. Submit a weekly correspondence with updates, traffic control issues and locations, lane closures, and any other pertinent information (with additional contact names given during award process) to the following recipients:

Rex Navaez, Senior Engineer, RNarvaez@sandiego.gov

Sahira Dawod, Project Engineer, SDawod@sandiego.gov

SECTION 6 - PROSECUTION AND PROGRESS OF THE WORK

6-1.1 Construction Schedule. To The "WHITEBOOK", ADD the following:

3. Refer to the Sample City Invoice materials in **Appendix D - Sample City Invoice with Cash Flow Forecast** and use the format shown.

6-3 TIME OF COMPLETION. To The "WHITEBOOK", ADD the following:

1. You shall complete the liner installation of all segments of sewer mains and the lateral reinstatements as verified by the Engineer within **391 Working Days** from the date of NTP, including completion of the remaining Work as part of this project, lateral lining, and post-lining CCTV video.

6-3.1 General. To The "WHITEBOOK", Item 3, subitem d, DELETE in its entirety and SUBSTITUTE with the following:

- d) 30 Calendar Days for full depth asphalt final mill and resurfacing work required per SDG-107, "Pavement Restoration for Asphalt Concrete Surfaced Streets - Major Excavation" as included in **Appendix L -Standard Drawings 3**.

ADD:

6-6.1.1 Environmental Document.

1. The City of San Diego has prepared a **Notice of Exemption** for **University City Improv 2 (S) (University City Improvements 2)**, Project No. **B-21044.02.06**, as referenced in the Contract Appendix. You shall comply with all requirements of the **Notice of Exemption** as set forth in **Appendix A**.

2. Compliance with the City's environmental document shall be included in the Contract Price, unless separate bid items have been provided.

6-9

LIQUIDATED DAMAGES. To The "WHITEBOOK", Item 2, DELETE in its entirety and SUBSTITUTE with the following:

2. The execution of the Contract shall constitute agreement between you and the City that the liquidated damage amount described in the table below is the value of the damage caused by your failure to complete the Work within the allotted time. Such sum shall not be construed as a penalty and may be deducted from your payments if such delay occurs.

Contract Value	Liquidated Damages Daily Amount
Less than \$200,001	\$1,000
\$200,001 to \$500,000	\$1,500
\$500,001 to \$1,000,000	\$2,000
\$1,000,001 to \$2,000,000	\$2,500
\$2,000,001 to \$5,000,000	\$3,000
\$5,000,001 to \$10,000,000	\$5,500
\$10,000,001 to \$20,000,000	\$6,500
Greater Than \$20,000,000	\$7,000

SECTION 7 - MEASUREMENT AND PAYMENT

7-3.2.2.1

Progress Payment for Pipelines. To The "WHITEBOOK", Item 4, DELETE in its entirety and SUBSTITUTE with the following:

4. In asphalt-surfaced streets, the City shall pay 15% for hydrostatic and bacterial testing, Wayneball and Mandrelling (where necessary), for water and sewer utility constructions respectively, and operational testing for storm drains, including the trench cap and cleanup. The City shall pay the remaining 5% after completing the asphalt wearing surface, Trench Capping per SDG-107 "Pavement Restoration for Asphalt Concrete Surfaced Streets - Major Excavation", and final cleanup.

7-3.9

Field Orders. To The "WHITEBOOK", DELETE in its entirety and SUBSTITUTE with the following:

1. If the cumulative total of Field Order Items of Work does not exceed the "Field Orders" Bid Item, the City shall pay those Field Orders as shown below:

**TABLE 7-3.9
FIELD ORDER LIMITS**

Contract Price	Maximum Each Field Order Work Amount
Less than \$1,000,001	\$10,000
\$1,000,001 to \$5,000,000	\$20,000
\$5,000,001 to \$10,000,000	\$25,000
\$10,000,001 to \$30,000,000	\$40,000
Greater than \$30,000,000	\$70,000

7-3.11

Compensation Adjustments for Price Index Fluctuations. To The "WHITEBOOK", ADD the following:

5. This Contract **is not** subject to the provisions of The "WHITEBOOK" for Compensation Adjustments for Price Index Fluctuations for paving asphalt.

SECTION 302 – ROADWAY SURFACING

302-5.2

Pavement Restoration Adjacent to Trench. To The "WHITEBOOK", DELETE in its entirety and SUBSTITUTE with the following:

302-5.2

Pavement Restoration Adjacent to Trench Influence Zone

1. The Work for pavement restoration shall include the replacement of existing pavement outside of the trench influence zone in accordance with SECTION 302 – ROADWAY SURFACING and as shown on the Plans.
2. Prior to the commencement of the Work, you shall meet with the Engineer and determine the limits of the pavement to be replaced.
3. Existing pavement shall be removed in accordance with SECTION 404 – COLD MILLING, and as shown on the Plans.
4. Areas of damaged pavement requiring base repair Work shall be restored in accordance with Section 301-1.6 "Preparatory Repair Work", and as shown on the Plans.

302-5.2.1 Measurement and Payment. To The "WHITEBOOK", item 1, DELETE in its entirety and SUBSTITUTE with the following:

1. The payment for asphalt concrete pavement restoration outside of the trench influence zone shall be made on a tonnage basis in accordance with Section 302-5.9 "Measurement and Payment", and paid for under Bid Item "Asphalt Concrete Overlay (2 inch)", unless separate Bid items have been provided. The following shall be included in the payment for "Asphalt Concrete Overlay (2 inch)":
 - a) Saw-cutting existing edges.
 - b) Applying tack coat.
 - c) Placement, curing, and protection of new pavement.
2. The payment for removal of existing asphalt concrete pavement shall be made on square foot basis in accordance with Section 404-12 "Payment" and paid for under Bid Item "Cold Milling (2 inch)".
3. The payment for base repair Work shall be made in accordance with Section 301-1.7 "Payment".

302-6.1 General. To The "WHITEBOOK", Item 3, DELETE in its entirety and SUBSTITUTE with the following:

3. The thickness of the new concrete pavement shall be in accordance with Standard Drawing SDG-108, "Pavement Restoration for Concrete Surfaced Streets and Alleys - Major Excavation" as included in **Appendix L -Standard Drawings**.

SECTION 306 – OPEN TRENCH CONDUIT CONSTRUCTION

306-1 GENERAL. To the "GREENBOOK", ADD the following:

1. All Work under this section shall be subject to the applicable permanent resurfacing restoration requirements in accordance with the following City of San Diego Standard Drawings.
 - a) SDG-105, "Pavement Restoration General Notes"
 - b) SDG-107, "Pavement Restoration for Asphalt Concrete Surfaced Streets - Major Excavation"
 - c) SDG-108, "Pavement Restoration for Concrete Surfaced Streets and Alleys - Major Excavation"
 - d) SDG-117, "Pavement Restoration for Asphalt Concrete Surface Streets - Minor Excavation"
 - e) SDG-118, "Pavement Restoration for Concrete Surface Streets and Alleys - Minor Excavation"

- 306-3.3.4 Payment.** To The "WHITEBOOK", ADD the following:
12. The payment for pavement restoration including influence area shall be included in the Bid Items for the associated abandonment Work.
- 306-15 PAYMENT.** To the "GREENBOOK", ADD the following:
1. Payment for pavement restoration, including influence area, shall be included in the associated Bid Items pertinent to the Work.
- 306-15.1 General.** To the "GREENBOOK", Item 1, subitem n, DELETE in its entirety and SUBSTITUTE with the following:
- n) Permanent resurfacing. See **306-1 General** for permanent pavement restoration requirements.
- 306-15.6 Hydrants.** To The "WHITEBOOK", ADD the following:
5. Payment for pavement restoration, including influence area, shall be included in the associated Bid Items pertinent to the Work.
 6. See **306-1 General** for permanent resurfacing requirements.
- 306-15.7 Buried Structures.** To The "WHITEBOOK", DELETE in its entirety and SUBSTITUTE with the following:
- 306-15.7 Buried Structures.** To the "GREENBOOK", sentence (3), DELETE in its entirety and SUBSTITUTE with the following:
10. The Contract Unit Price shall include excavation, backfill, disposal of all excess excavation, constructing inverts, furnishing and installing castings, restoration of the street surface (See **306-1 General** for permanent resurfacing requirements) and improvements including but not limited to sidewalk panel, and all other Work, excluding temporary resurfacing, necessary to construct the buried structure, complete in-place.
- 306-15.8 Pipeline Appurtenances.** To The "WHITEBOOK", ADD the following:
10. Payment for pipeline appurtenances will be made at the contract unit price for each appurtenance of the size including permanent resurfacing requirements. See **306-1 General** for permanent resurfacing requirements.
- 306-16 MAHOLES.**
- 306-16.6 Payment.** To The "WHITEBOOK", ADD the following:
6. All Work under this section shall be subject to the applicable permanent resurfacing restoration requirements in accordance with the following City of San Diego Standard Drawings. Payment for pavement restoration, including influence area, shall be included in the associated Bid Items pertinent to the Work.
 - a) See **306-1 General** for permanent resurfacing requirements.

7. The Bid Item for **“Repair Existing Manhole”** shall include the following:
 - a) Remove any ladder rungs and repair the manhole wall with epoxy where the metal ladder rungs were removed, repair the manhole wall, cone, and base for any exposed rebar, holes, or exposed aggregate, if the MH channel or base is broken/damaged, make the necessary repairs before rehabbing the manhole.

306-17.2 Payment. To The “WHITEBOOK”, ADD the following:

12. All Work under this section shall be subject to the applicable permanent resurfacing restoration requirements in accordance with the following City of San Diego Standard Drawings. Payment for pavement restoration, including influence area, shall be included in the associated Bid Items pertinent to the Work.

306-18.7 Payment. To The “WHITEBOOK”, Items 1 and 2, DELETE in their entirety and SUBSTITUTE with the following:

1. The payment for the cleaning and video inspection of existing pipelines shall be included for **“Cleaning and Video Inspection of Existing Pipelines”**.
2. The payment for the video inspection of pipelines, and laterals for acceptance shall be included for **“Video Inspection for Pipelines for Acceptance”**.

SECTION 307 - JACKING AND TUNNELING

307-1 JACKING OPERATIONS. To the “GREENBOOK”, ADD the following:

1. All Work under this section shall be subject to the applicable permanent resurfacing restoration requirements in accordance with the following City of San Diego Standard Drawings. Payment for pavement restoration, including influence area, shall be included in the associated Bid Items pertinent to the Work as included in **Appendix L -Standard Drawings**.
 - a) SDG-105, “Pavement Restoration General Notes”
 - b) SDG-107, “Pavement Restoration for Asphalt Concrete Surfaced Streets - Major Excavation”
 - c) SDG-108, “Pavement Restoration for Concrete Surfaced Streets and Alleys - Major Excavation”
 - d) SDG-117, “Pavement Restoration for Asphalt Concrete Surface Streets - Minor Excavation”
 - e) SDG-118, “Pavement Restoration for Concrete Surface Streets and Alleys - Minor Excavation”

307-1.7 **Payment.** To The "WHITEBOOK", ADD the following:

2. All Work under this section shall be subject to the applicable permanent resurfacing restoration requirements in accordance with the following City of San Diego Standard Drawings. Payment for pavement restoration, including influence area, shall be included in the associated Bid Items pertinent to the Work.
3. See **307-1 JACKING OPERATIONS** for permanent resurfacing requirements.

SECTION 308 - MICROTUNNELING

308-1 **GENERAL.** To the "GREENBOOK", ADD the following:

1. All Work under this section shall be subject to the applicable permanent resurfacing restoration requirements in accordance with the following City of San Diego Standard Drawings. Payment for pavement restoration, including influence area, shall be included in the associated Bid Items pertinent to the Work as included in **Appendix L -Standard Drawings**.
 - a) SDG-105, "Pavement Restoration General Notes"
 - b) SDG-107, "Pavement Restoration for Asphalt Concrete Surfaced Streets - Major Excavation"
 - c) SDG-108, "Pavement Restoration for Concrete Surfaced Streets and Alleys - Major Excavation"
 - d) SDG-117, "Pavement Restoration for Asphalt Concrete Surface Streets - Minor Excavation"
 - e) SDG-118, "Pavement Restoration for Concrete Surface Streets and Alleys - Minor Excavation"

308-10 **RESTORATION OF SURFACE IMPROVEMENTS.** To the "GREENBOOK", DELETE in its entirety and SUBSTITUTE with the following:

See Section **308 -1 General** for permanent resurfacing requirements.

308-12 **PAYMENT.** To The "WHITEBOOK", DELETE in its entirety and SUBSTITUTE with the following:

The payment for microtunneling, including casing, carrier pipes, and surface improvement restoration, shall be included in the Bid Item for "Sewer Main by Microtunneling with Steel Casing".

SECTION 315 - HORIZONTAL DIRECTIONAL DRILLING

315-1 GENERAL. To The "WHITEBOOK", ADD the following:

2. All Work under this section shall be subject to the applicable permanent resurfacing restoration requirements in accordance with the following City of San Diego Standard Drawings. Payment for pavement restoration, including influence area, shall be included in the associated Bid Items pertinent to the Work as included in **Appendix L -Standard Drawings**.
 - a) SDG-105, "Pavement Restoration General Notes"
 - b) SDG-107, "Pavement Restoration for Asphalt Concrete Surfaced Streets - Major Excavation"
 - c) SDG-108, "Pavement Restoration for Concrete Surfaced Streets and Alleys - Major Excavation"
 - d) SDG-117, "Pavement Restoration for Asphalt Concrete Surface Streets - Minor Excavation"
 - e) SDG-118, "Pavement Restoration for Concrete Surface Streets and Alleys - Minor Excavation"

315-14 MEASUREMENT AND PAYMENT. To The "WHITEBOOK", ADD the following:

3. See Section **315 -1 GENERAL** for permanent resurfacing requirements.

SECTION 316 - PIPE BURSTING

316-1 GENERAL. To The "WHITEBOOK", ADD the following:

2. All Work under this section shall be subject to the applicable permanent resurfacing restoration requirements in accordance with the following City of San Diego Standard Drawings. Payment for pavement restoration, including influence area, shall be included in the associated Bid Items pertinent to the Work as included in **Appendix L -Standard Drawings**.
 - a) SDG-105, "Pavement Restoration General Notes"
 - b) SDG-107, "Pavement Restoration for Asphalt Concrete Surfaced Streets - Major Excavation"
 - c) SDG-108, "Pavement Restoration for Concrete Surfaced Streets and Alleys - Major Excavation"
 - d) SDG-117, "Pavement Restoration for Asphalt Concrete Surface Streets - Minor Excavation"
 - e) SDG-118, "Pavement Restoration for Concrete Surface Streets and Alleys - Minor Excavation"

316-9 MEASUREMENT AND PAYMENT. To The "WHITEBOOK", ADD the following:

3. See Section **316 -1 GENERAL** for permanent resurfacing requirements.

SECTION 317 – PIPE FUSION

317-1 PIPE FUSION FOR SEWER MAINS. To The "WHITEBOOK", ADD the following:

1. All Work under this section shall be subject to the applicable permanent resurfacing restoration requirements in accordance with the following City of San Diego Standard Drawings. Payment for pavement restoration, including influence area, shall be included in the associated Bid Items pertinent to the Work as included in **Appendix L -Standard Drawings**.

- a) SDG-105, "Pavement Restoration General Notes"
- b) SDG-107, "Pavement Restoration for Asphalt Concrete Surfaced Streets - Major Excavation"
- c) SDG-108, "Pavement Restoration for Concrete Surfaced Streets and Alleys - Major Excavation"
- d) SDG-117, "Pavement Restoration for Asphalt Concrete Surface Streets - Minor Excavation"
- e) SDG-118, "Pavement Restoration for Concrete Surface Streets and Alleys - Minor Excavation"

317-1.10 Payment. To The "WHITEBOOK", ADD the following:

3. See Section **317-1 PIPE FUSION FOR SEWER MAINS** for permanent resurfacing requirements.

317-2.12 Payment. To The "WHITEBOOK", ADD the following:

3. See Section **317-1 PIPE FUSION FOR SEWER MAINS** for permanent resurfacing requirements.

SECTION 400 – PROTECTION AND RESTORATION

400-1 GENERAL. To The "WHITEBOOK", ADD the following:

6. All Work under this section shall be subject to the applicable permanent resurfacing restoration requirements in accordance with the following City of San Diego Standard Drawings. Payment for pavement restoration, including influence area, shall be included in the associated Bid Items pertinent to the Work as included in **Appendix L -Standard Drawings**.

- a) SDG-105, "Pavement Restoration General Notes"
- b) SDG-107, "Pavement Restoration for Asphalt Concrete Surfaced Streets - Major Excavation"

- c) SDG-108, "Pavement Restoration for Concrete Surfaced Streets and Alleys - Major Excavation"
- d) SDG-117, "Pavement Restoration for Asphalt Concrete Surface Streets - Minor Excavation"
- e) SDG-118, "Pavement Restoration for Concrete Surface Streets and Alleys - Minor Excavation"

SECTION 401 – REMOVAL

401-3.1 Concrete Pavement. To The "WHITEBOOK", ADD the following:

- 4. See Section **400-1 GENERAL** for permanent resurfacing requirements.

401-3.2 Concrete Curb, Walk, Gutters, Cross Gutters, Curb Ramps, Driveway, and Alley Intersections. To The "WHITEBOOK", ADD the following:

- 7. See Section **400-1 GENERAL** for permanent resurfacing requirements.

SECTION 402 – UTILITIES

402-1.1 General. To the "GREENBOOK", paragraph 5, DELETE in its entirety and SUBSTITUTE with the following:

The Contractor shall complete excavation, backfill, and placement of temporary resurfacing on the same Day. Backfill shall conform to 306-12 Temporary resurfacing shall conform to 306-13.1. Permanent resurfacing shall be placed within 10 Working Days unless otherwise specified in the Special Provisions or directed by the Engineer. See Section **400-1 GENERAL** for permanent resurfacing requirements.

To The "WHITEBOOK", Item 2, DELETE in its entirety and SUBSTITUTUTE with the following:

- 2. You shall fill all potholes on the same day of potholing if no trenching is to be performed within 10 Working Days of the excavation. Fully restore all potholes and any damaged surrounding areas to their original condition unless otherwise specified by the Engineer. Permanent resurfacing shall conform to SDG-123, "36-Inch and Smaller Pothole and Exploratory Excavation".

402-2 PROTECTION: To The "WHITEBOOK", Item 2, ADD the following:

- g) Refer to **Appendix K - Advanced Metering Infrastructure (AMI) Device Protection** for more information on the protection of AMI devices.

402-8 PAYMENT. To The "WHITEBOOK", ADD the following:

- 6. Payment for pavement restoration, including influence area, shall be included in the associated Bid Items pertinent to the Work.

SECTION 404 – COLD MILLING

404-1 GENERAL. To The “WHITEBOOK”, Item 1, DELETE in its entirety and SUBSTITUTE with the following:

1. Excessive asphalt concrete pavement adjacent to Type “G” and “H” curb and gutter lines and concrete cross gutters shall be milled in accordance with the City of San Diego Standard Drawing SDG-107, “Pavement Restoration for Asphalt Concrete Surfaced Streets - Major Excavation” or as shown on the Plans as included in **Appendix L -Standard Drawings**.

SECTION 500 – PIPELINE REHABILITATION

500-1 GENERAL. To The “WHITEBOOK”, ADD the following:

5. All Work under this section shall be subject to the applicable permanent resurfacing restoration requirements in accordance with the following City of San Diego Standard Drawings. Payment for pavement restoration, including influence area, shall be included in the associated Bid Items pertinent to the Work.
 - a) SDG-105, “Pavement Restoration General Notes”
 - b) SDG-107, “Pavement Restoration for Asphalt Concrete Surfaced Streets - Major Excavation”
 - c) SDG-108, “Pavement Restoration for Concrete Surfaced Streets and Alleys - Major Excavation”
 - d) SDG-117, “Pavement Restoration for Asphalt Concrete Surface Streets - Minor Excavation”
 - e) SDG-118, “Pavement Restoration for Concrete Surface Streets and Alleys - Minor Excavation”

500-4.7 Payment. To The “WHITEBOOK”, Items 1, DELETE in their entirety and SUBSTITUTE with the following:

1. The point repair Work shall be measured and paid for in the Bid Item for each **“Point Repair for Existing Sewer Main”**. Measurement shall be made at the pipe and shall be based on the length of pipe repaired. You shall be paid for 1 point repair for each repair 8 ft (2.43 m) or less in length. Any continuous point repair greater than 8 ft (2.43 m), shall be paid linearly proportioned to bid item “Point Repair for Existing Sewer Main”. This payment shall include all necessary labor, materials, and equipment to clean, repair, excavate, inspect the Point Repair, backfill and restore pavement. See **500-1 General** for permanent pavement restoration requirements.

SECTION 503 – SERVICE LATERAL REHABILITATION

503-1 GENERAL. To The “WHITEBOOK”, ADD the following:

7. All Work under this section shall be subject to the applicable permanent resurfacing restoration requirements in accordance with the following City of San Diego Standard Drawings. Payment for pavement restoration, including influence area, shall be included in the associated Bid Items pertinent to the Work as included in **Appendix L -Standard Drawings**.
 - a) SDG-105, “Pavement Restoration General Notes”
 - b) SDG-107, “Pavement Restoration for Asphalt Concrete Surfaced Streets - Major Excavation”
 - c) SDG-108, “Pavement Restoration for Concrete Surfaced Streets and Alleys - Major Excavation”
 - d) SDG-117, “Pavement Restoration for Asphalt Concrete Surface Streets - Minor Excavation”
 - e) SDG-118, “Pavement Restoration for Concrete Surface Streets and Alleys - Minor Excavation”

503-6 PAYMENT. To The “WHITEBOOK” Item 3, DELETE in its entirety and SUBSTITUTE with the following:

The point repair Work for sewer laterals shall be in accordance with 500-4, “PIPELINE POINT REPAIR AND/OR REPLACEMENT” and shall be included in the Bid Item for each **“Point Repair for Existing Sewer Lateral”**. Measurement shall be made at the pipe and shall be based on the length of pipe repaired. You shall be paid for 1 point repair for each repair 8 ft (2.43 m) or less in length. Any continuous point repair greater than 8 ft (2.43 m), shall be paid linearly proportioned to bid Item “Point Repair for Existing Sewer Main”. This payment shall include all necessary labor, materials, and equipment to clean, repair, excavate, inspect the Point Repair, backfill, pavement restoration (and influence area) including sidewalks, driveways and any other above ground improvements.

SECTION 601 - TEMPORARY TRAFFIC CONTROL FOR CONSTRUCTION AND MAINTENANCE WORK ZONES

601-2.1.2 Engineered Traffic Control Plans (TCP). To The “WHITEBOOK”, ADD the following:

5. Engineered TCP (2 foot x 3 foot size) shall be required for the following areas:
 - a) Regents Rd from Pennant Way to Renault Way
 - b) Genesee Ave from Centurion Square to Private Driveway
 - c) Governor Dr from Mercer St to Radcliffe Dr.

SECTION 700 - MATERIALS

700-1.3 (86-1.02B) Conduit. To The "WHITEBOOK", Item 1, DELETE in its entirety and SUBSTITUTE with the following:

1. When approved by the Engineer, conduit runs shown on the plans to be located behind curbs may be installed in the street, within 4 feet of and parallel to the curb, by narrow trenching. All pull boxes shall be located behind the curb or at locations shown on the plans. Narrow trenching shall be performed in accordance with the latest City Standards. Any changes in conduit location shall be approved in advance by the Engineer. All narrow trenching shall conform to the City of San Diego Standard Drawings SDG-117, "Pavement Restoration for Asphalt Concrete Surface Streets - Minor Excavation", SDG-118, "Pavement Restoration for Concrete Surface Streets and Alleys - Minor Excavation" and be inspected prior to backfill. Trenches behind sidewalks shall be compacted using compaction tools to ensure no sinking of trench will occur. Trenches wider than 6 inch (15.2 cm) shall conform to the City of San Diego Standard Drawings SDG-107, "Pavement Restoration for Asphalt Concrete Surfaced Streets - Major Excavation", SDG-108, "Pavement Restoration for Concrete Surfaced Streets and Alleys - Major Excavation", and SDG-119, "Trench Types G, H & I Backfill for Dry Utility". A 3-inch (7.6 mm) bed of fine soil or sand shall be placed in the trench.

SECTION 701 - CONSTRUCTION

701-2 PAYMENT. To The "WHITEBOOK", Item 3, DELETE in its entirety and SUBSTITUTE with the following:

3. The payment for the trenching and pavement restoration, including influence areas, is included in the payment for the associated Work.

SECTION 802 - NATIVE HABITAT PROTECTION, INSTALLATION, MAINTENANCE, AND MONITORING

802-2.1 Project Biologist. To The "WHITEBOOK", ADD the following:

5. You shall retain a qualified Project Biologist to perform biological monitoring Work for this Contract. You shall coordinate your activities and Schedule with the activities and schedules of the Project Biologist.
6. Prior to the Pre-Construction Meeting, the Engineering & Capital Projects (ECP) designated Environmental & Permitting (EPS) staff shall review and approve all construction documents (plans, specifications, details, etc.) to ensure these

AMM are incorporated. These documents shall be submitted to designated EPS staff ten days prior to the Pre-Construction meeting.

I. Prior to Construction

- A. Biologist Verification - The contractor shall provide a letter to ECP's designated EPS staff stating that a Project Biologist (Qualified Biologist) as defined in the City of San Diego's Biological Guidelines (2018), has been retained to implement the project's biological monitoring program. The letter shall include the names, contact information, and qualifications of all persons involved in the biological monitoring of the project.
- B. Preconstruction Meeting - The Qualified Biologist shall attend the preconstruction meeting, discuss the project's biological monitoring program, and arrange to perform any follow up mitigation measures and reporting including site-specific monitoring, restoration or revegetation, and additional fauna/flora surveys/salvage.
- C. Biological Documents - The Qualified Biologist shall submit all required documentation to designated EPS staff verifying that any special mitigation reports including but not limited to, maps, plans, surveys, survey timelines, or buffers are completed or scheduled per City Biology Guidelines, Multiple Species Conservation Program (MSCP), Environmentally Sensitive Lands Ordinance (ESL), project permit conditions; California Environmental Quality Act (CEQA); endangered species acts (ESAs); and/or other local, state or federal requirements.
- D. BCME - The Qualified Biologist shall present a Biological Construction Mitigation/Monitoring Exhibit (BCME) which includes the biological documents in C above. In addition, include: restoration/revegetation plans, plant salvage/relocation requirements (e.g., coastal cactus wren plant salvage, burrowing owl exclusions, etc.), avian or other wildlife surveys/survey schedules (including general avian nesting and USFWS protocol), timing of surveys, wetland buffers, avian construction avoidance areas/noise buffers/barriers, other impact avoidance areas, and any subsequent requirements determined by the Qualified Biologist and the designated EPS staff. The BCME shall include a site plan, written and graphic depiction of the project's biological mitigation/monitoring program, and a schedule. The BCME shall be approved by the designated EPS staff and referenced in the construction documents.

- E. Avian Protection Requirements - To avoid any direct impacts to least Bell's vireo, any species identified as listed, candidate, sensitive, or special status in the MSCP, and species protected under the Migratory Bird Treaty Act (MBTA) removal of habitat that supports active nests in the proposed area of disturbance should occur outside of the breeding season for these species (February 1 to September 15).
 - F. Resource Delineation - Prior to construction activities, the Qualified Biologist shall supervise the placement of orange construction fencing or equivalent along the limits of disturbance adjacent to sensitive biological habitats and verify compliance with any other project conditions as shown on the BCME. This phase shall include flagging plant specimens for avoidance along the access routes to manholes, including San Diego goldenstar, Orcutt's brodiaea, and variegated dudleya in grassland between Manholes 187 and 188 and delimiting buffers to protect sensitive biological resources (e.g., habitats/flora & fauna species) during construction. Appropriate steps/care should be taken to minimize attraction of nest predators to the site.
 - G. Education -Prior to commencement of construction activities, the Qualified Biologist shall meet with the construction crew and conduct an on-site educational session regarding the need to avoid impacts outside of the approved construction area and to protect sensitive flora and fauna (e.g., explain the avian and wetland buffers, flag system for removal of invasive species or retention of sensitive plants, and clarify acceptable access routes/methods and staging areas, etc.).
- II. During Construction
- A. Monitoring- All construction (including access/staging areas) shall be restricted to areas previously identified, proposed for development/staging, or previously disturbed as shown on the BCME. The Qualified Biologist shall monitor construction activities as needed to ensure that construction activities do not encroach into biologically sensitive areas, or cause other similar damage, and that the work plan has been amended to accommodate any sensitive species located during the pre-construction surveys. In addition, the Qualified Biologist shall document field activity via the Consultant Site Visit Record (CSV). The CSV shall be e-mailed to the designated EPS staff on the 1st day of monitoring, the 1st week of each month, the last day of monitoring, and immediately in the case of any undocumented condition or discovery.

B. Subsequent Resource Identification - The Qualified Biologist shall note/act to prevent any new disturbances to habitat, flora, and/or fauna onsite (e.g., flag plant specimens for avoidance during access, etc). If previously unknown sensitive resources are detected, all project activities that directly impact the resource shall be delayed until species specific local, state or federal regulations have been determined and applied by the Qualified Biologist.

II. Post Construction Measure

A. In the event that impacts exceed previously allowed amounts, additional impacts shall be mitigated in accordance with City Biology Guidelines, ESL and MSCP, State CEQA, and other applicable local, state and federal law. The Qualified Biologist shall submit a final BCME/report to the satisfaction of the designated EPS staff within 30 days of construction completion.

802-4 PAYMENT. To The "WHITEBOOK", Item 1, Subitem d, DELETE in its entirety and SUBSTITUTE with the following:

d) The payment for Biological Monitoring and Reporting throughout installation and the PEP includes the payment for the Project Biologist when required and shall be included in the lump sum Bid item for "Biological Monitoring and Reporting". This will also include compliance with **Section 802-2.1** as set forth in this Supplementary Special Provisions.

SECTION 901 – INSTALLATION AND CONNECTION

901-1.1.2.3 High-lining Removed by the Contractor. To The "WHITEBOOK", Item 2, DELETE in its entirety and SUBSTITUTE with the following:

2. After removing all high-lining construction material and debris, you shall restore streets, curbs, gutters, sidewalks, fire hydrants, and other disturbed facilities in accordance with PART 4 - EXISTING IMPROVEMENTS. Street resurfacing shall be restored in accordance with the SDG-107, "Pavement Restoration for Asphalt Concrete Surfaced Streets - Major Excavation", SDG-108, "Pavement Restoration for Concrete Surfaced Streets and Alleys - Major Excavation".

901-2.4 Pavement Restoration. To The "WHITEBOOK", Item 2, DELETE in its entirety and SUBSTITUTE with the following:

2. After the final connection is completed, you shall remove all temporary resurfacing, compact sub-grade and restore affected area with permanent resurfacing in accordance with the following City of San Diego Standard Drawings. Payment for pavement restoration, including influence area, shall be included in the associated Bid Items pertinent to the Work as included in **Appendix L -Standard Drawings.**

a) SDG-105, "Pavement Restoration General Notes"

- b) SDG-107, "Pavement Restoration for Asphalt Concrete Surfaced Streets - Major Excavation"
- c) SDG-108, "Pavement Restoration for Concrete Surfaced Streets and Alleys - Major Excavation"
- d) SDG-117, "Pavement Restoration for Asphalt Concrete Surface Streets - Minor Excavation"
- e) SDG-118, "Pavement Restoration for Concrete Surface Streets and Alleys - Minor Excavation"

901-2.5 Payment. To The "WHITEBOOK", Item 1, subitem g, and Item 3, DELETE in their entirety and SUBSTITUTE with the following:

g) Pavement Restoration including influence area.

- 3. Traffic Control, saw cutting the trench area, trench caps, and other spot repairs in the vicinity of the disturbed area at each restored connection shall be included in the square foot Bid Item for "**Pavement Restoration for Final Connection**". Asphalt overlay Work shall be paid for under separate Bid Items.

SECTION 1001 – CONSTRUCTION BEST MANAGEMENT PRACTICES (BMPs)

1001-1 GENERAL. To The "WHITEBOOK", ADD the following:

- 8. Based on a preliminary assessment by the City, this Contract is subject to **WPCP**.
-

SUPPLEMENTARY SPECIAL PROVISIONS
APPENDICES

APPENDIX A
NOTICE OF EXEMPTION

NOTICE OF EXEMPTION

(Check one or both)

TO: X Recorder/County Clerk
P.O. Box 1750, MS A-33
1600 Pacific Hwy, Room 260
San Diego, CA 92101-2400

FROM: City of San Diego
Engineering & Capital Projects Department
525 B Street, Suite 750, MS 908A
San Diego, CA 92101

 Office of Planning and Research
1400 Tenth Street, Room 121
Sacramento, CA 95814

Project Name: University City Improvements 2

WBS No.: B-21044.02.06

Project Location-Specific: The project is located along portions of the following streets within the University Community Planning Area (Council District 1): Award Row, Bragg Street, Carnegie Court, Carnegie Street, Carnegie Way, Cascade Court, Cascade Street, Curie Place, Curie Street, Curie Way, Dalen Place, Dalen Avenue, Dennison Place, Dennison Street, Dunant Street, Eton Avenue, Fisk Avenue, Fried Avenue, Genesee Avenue, Gobat Avenue, Governor Drive, Haber Street, Honors Court, Honors Drive, Lamas Street, Lord Cecil Street, Mercer Court, Mercer Street, Merwel Street, Millikin Avenue, Nansen Avenue, Occidental Street, Passy Avenue, Pennant Way, Pire Avenue, Radcliffe Court, Radcliffe Drive, Regents Road, Renault Place, Renault Street, Sandburg Avenue, Sandburg Court, Scripps Street, Stadium Street, Stetson Avenue, Stetson Place, Stresemann Street, Tulane Court, Tulane Street, Tulane Way, Villanova Avenue, Wellesly Avenue, Wellesly Court, Wellesly Place, Welmer Street, and within City-owned easements.

Project Location-City/County: San Diego/San Diego

Description of nature and purpose of the Project: The project will rehabilitate approximately 41,236 linear feet of existing sewer mains, approximately 150 existing sewer manholes, approximately 933 existing sewer laterals, including approximately 11-point repair segments, and repair approximately 27 existing sewer manholes. The project will also install approximately 31 new sewer cleanouts, approximately six new manholes, approximately 15 new curb ramps, and sewer lateral cleanouts, where needed.

Sewer pipeline and manhole rehabilitation within Rose Canyon may require vegetation trimming for worker access. Vegetation trimming and work within biologically sensitive areas will occur outside the avian breeding season (February 1st through September 15th), including all work activities involving manholes 168, 175, 186, 187, and 188.

Name of Public Agency Approving Project: City of San Diego

Name of Person or Agency Carrying Out Project: City of San Diego
Engineering and Capital Projects Department
Contact: Juan Baligad
Email/Phone No.: JBaligad@sandiego.gov / (619) 533-5473
525 B Street, Suite 750 (MS 908A), San Diego, CA 92101

Exempt Status:

- Ministerial (Sec. 21080(b)(1); 15268);
- Declared Emergency (Sec. 21080(b)(3); 15269(a));
- Emergency Project (Sec. 21080(b)(4); 15269 (b)(c))
- Categorical Exemption: Sections 15301 (Existing Facilities), 15303 (New Construction or Conversion of Small Structures), and 15304 (Minor Alterations to Land)
- Statutory Exemptions:

Reasons why project is exempt: The City of San Diego conducted an environmental review which determined that the project meets the categorical exemption criteria set forth in CEQA State Guidelines, Section 15301 (Existing Facilities), which allows for the minor alteration of existing public structures, involving negligible or no expansion of existing use, such as the rehabilitation and repair of existing sewer mains, sewer main laterals and manholes; Section 15303 (New Construction or Conversion of Small Structures), which allows for the construction and location of limited numbers of new, small structures, such as the installation of sewer cleanouts, sewer lateral cleanouts, manholes, and ADA curb ramps; and Section 15304 (Minor Alteration to Land), which allows for minor public alterations in the condition of land which do not involve removal of healthy, mature, scenic trees except for forestry of agricultural purposes, such as trenching for the installation of sewer cleanouts, sewer lateral cleanouts and manholes, where the surface is restored; and where the exceptions listed in Section 15300.2 would not apply.

Lead Agency Contact Person: Juan Baligad

Telephone: (619) 533-5473

If filed by applicant:

1. Attach certified document of exemption finding.
2. Has a notice of exemption been filed by the public agency approving the project? () Yes () No

It is hereby certified that the City of San Diego has determined the above activity to be exempt from CEQA.

Carrie Purcell

Carrie Purcell, Deputy Director

12/21/23

Date

Check One:

(X) Signed By Lead Agency

() Signed by Applicant

Date Received for Filing with County Clerk or OPR:

APPENDIX B
FIRE HYDRANT METER PROGRAM

CITY OF SAN DIEGO CALIFORNIA DEPARTMENT INSTRUCTIONS	NUMBER DI 55.27	DEPARTMENT Water Department
SUBJECT FIRE HYDRANT METER PROGRAM (FORMERLY: CONSTRUCTION METER PROGRAM)	PAGE 1 OF 10	EFFECTIVE DATE October 15, 2002
	SUPERSEDES DI 55.27	DATED April 21, 2000

1. **PURPOSE**

1.1 To establish a Departmental policy and procedure for issuance, proper usage and charges for fire hydrant meters.

2. **AUTHORITY**

2.1 All authorities and references shall be current versions and revisions.

2.2 San Diego Municipal Code (NC) Chapter VI, Article 7, Sections 67.14 and 67.15

2.3 Code of Federal Regulations, Safe Drinking Water Act of 1986

2.4 California Code of Regulations, Titles 17 and 22

2.5 California State Penal Code, Section 498B.0

2.6 State of California Water Code, Section 110, 500-6, and 520-23

2.7 Water Department Director

Reference

2.8 State of California Guidance Manual for Cross Connection Programs

2.9 American Water Works Association Manual M-14, Recommended Practice for Backflow Prevention

2.10 American Water Works Association Standards for Water Meters

2.11 U.S.C. Foundation for Cross Connection Control and Hydraulic Research Manual

3. **DEFINITIONS**

3.1 **Fire Hydrant Meter:** A portable water meter which is connected to a fire hydrant for the purpose of temporary use. (These meters are sometimes referred to as Construction Meters.)

CITY OF SAN DIEGO CALIFORNIA DEPARTMENT INSTRUCTIONS	NUMBER DI 55.27	DEPARTMENT Water Department
SUBJECT FIRE HYDRANT METER PROGRAM (FORMERLY: CONSTRUCTION METER PROGRAM)	PAGE 2 OF 10	EFFECTIVE DATE October 15, 2002
	SUPERSEDES DI 55.27	DATED April 21, 2000

- 3.2 **Temporary Water Use:** Water provided to the customer for no longer than twelve (12) months.
- 3.3 **Backflow Preventor:** A Reduced Pressure Principal Assembly connected to the outlet side of a Fire Hydrant Meter.

4. **POLICY**

- 4.1 The Water Department shall collect a deposit from every customer requiring a fire hydrant meter and appurtenances prior to providing the meter and appurtenances (see Section 7.1 regarding the Fees and Deposit Schedule). The deposit is refundable upon the termination of use and return of equipment and appurtenances in good working condition.
- 4.2 Fire hydrant meters will have a 2 ½" swivel connection between the meter and fire hydrant. The meter shall not be connected to the 4" port on the hydrant. All Fire Hydrant Meters issued shall have a Reduced Pressure Principle Assembly (RP) as part of the installation. Spanner wrenches are the only tool allowed to turn on water at the fire hydrant.
- 4.3 The use of private hydrant meters on City hydrants is prohibited, with exceptions as noted below. All private fire hydrant meters are to be phased out of the City of San Diego. All customers who wish to continue to use their own fire hydrant meters must adhere to the following conditions:
 - a. Meters shall meet all City specifications and American Water Works Association (AWWA) standards.
 - b. Customers currently using private fire hydrant meters in the City of San Diego water system will be allowed to continue using the meter under the following conditions:
 - 1. The customer must submit a current certificate of accuracy and calibration results for private meters and private backflows annually to the City of San Diego, Water Department, Meter Shop.

CITY OF SAN DIEGO CALIFORNIA DEPARTMENT INSTRUCTIONS	NUMBER DI 55.27	DEPARTMENT Water Department
SUBJECT FIRE HYDRANT METER PROGRAM (FORMERLY: CONSTRUCTION METER PROGRAM)	PAGE 3 OF 10	EFFECTIVE DATE October 15, 2002
	SUPERSEDES DI 55.27	DATED April 21, 2000

2. The meter must be properly identifiable with a clearly labeled serial number on the body of the fire hydrant meter. The serial number shall be plainly stamped on the register lid and the main casing. Serial numbers shall be visible from the top of the meter casing and the numbers shall be stamped on the top of the inlet casing flange.
3. All meters shall be locked to the fire hydrant by the Water Department, Meter Section (see Section 4.7).
4. All meters shall be read by the Water Department, Meter Section (see Section 4.7).
5. All meters shall be relocated by the Water Department, Meter Section (see Section 4.7).
6. These meters shall be tested on the anniversary of the original test date and proof of testing will be submitted to the Water Department, Meter Shop, on a yearly basis. If not tested, the meter will not be allowed for use in the City of San Diego.
7. All private fire hydrant meters shall have backflow devices attached when installed.
8. The customer must maintain and repair their own private meters and private backflows.
9. The customer must provide current test and calibration results to the Water Department, Meter Shop after any repairs.
10. When private meters are damaged beyond repair, these private meters will be replaced by City owned fire hydrant meters.

CITY OF SAN DIEGO CALIFORNIA DEPARTMENT INSTRUCTIONS	NUMBER DI 55.27	DEPARTMENT Water Department
SUBJECT FIRE HYDRANT METER PROGRAM (FORMERLY: CONSTRUCTION METER PROGRAM)	PAGE 4 OF 10	EFFECTIVE DATE October 15, 2002
	SUPERSEDES DI 55.27	DATED April 21, 2000

11. When a private meter malfunctions, the customer will be notified and the meter will be removed by the City and returned to the customer for repairs. Testing and calibration results shall be given to the City prior to any re-installation.
 12. The register shall be hermetically sealed straight reading and shall be readable from the inlet side. Registration shall be in hundred cubic feet.
 13. The outlet shall have a 2 ½ “National Standards Tested (NST) fire hydrant male coupling.
 14. Private fire hydrant meters shall not be transferable from one contracting company to another (i.e. if a company goes out of business or is bought out by another company).
- 4.4 All fire hydrant meters and appurtenances shall be installed, relocated and removed by the City of San Diego, Water Department. All City owned fire hydrant meters and appurtenances shall be maintained by the City of San Diego, Water Department, Meter Services.
- 4.5 If any fire hydrant meter is used in violation of this Department Instruction, the violation will be reported to the Code Compliance Section for investigation and appropriate action. Any customer using a fire hydrant meter in violation of the requirements set forth above is subject to fines or penalties pursuant to the Municipal Code, Section 67.15 and Section 67.37.
- 4.6 Conditions and Processes for Issuance of a Fire Hydrant Meter**
- Process for Issuance
- a. Fire hydrant meters shall only be used for the following purposes:
 1. Temporary irrigation purposes not to exceed one year.

CITY OF SAN DIEGO CALIFORNIA DEPARTMENT INSTRUCTIONS	NUMBER DI 55.27	DEPARTMENT Water Department
SUBJECT FIRE HYDRANT METER PROGRAM (FORMERLY: CONSTRUCTION METER PROGRAM)	PAGE 5 OF 10	EFFECTIVE DATE October 15, 2002
	SUPERSEDES DI 55.27	DATED April 21, 2000

2. Construction and maintenance related activities (see Tab 2).
 - b. No customer inside or outside the boundaries of the City of San Diego Water Department shall resell any portion of the water delivered through a fire hydrant by the City of San Diego Water Department.
 - c. The City of San Diego allows for the issuance of a temporary fire hydrant meter for a period not to exceed 12 months (365 days). An extension can only be granted in writing from the Water Department Director for up to 90 additional days. A written request for an extension by the consumer must be submitted at least 30 days prior to the 12 month period ending. No extension shall be granted to any customer with a delinquent account with the Water Department. No further extensions shall be granted.
 - d. Any customer requesting the issuance of a fire hydrant meter shall file an application with the Meter Section. The customer must complete a "Fire Hydrant Meter Application" (Tab 1) which includes the name of the company, the party responsible for payment, Social Security number and/or California ID, requested location of the meter (a detailed map signifying an exact location), local contact person, local phone number, a contractor's license (or a business license), description of specific water use, duration of use at the site and full name and address of the person responsible for payment.
 - e. At the time of the application the customer will pay their fees according to the schedule set forth in the Rate Book of Fees and Charges, located in the City Clerk's Office. All fees must be paid by check, money order or cashiers check, made payable to the City Treasurer. Cash will not be accepted.
 - f. No fire hydrant meters shall be furnished or relocated for any customer with a delinquent account with the Water Department.
 - g. After the fees have been paid and an account has been created, the

CITY OF SAN DIEGO CALIFORNIA DEPARTMENT INSTRUCTIONS	NUMBER DI 55.27	DEPARTMENT Water Department
SUBJECT FIRE HYDRANT METER PROGRAM (FORMERLY: CONSTRUCTION METER PROGRAM)	PAGE 6 OF 10	EFFECTIVE DATE October 15, 2002
	SUPERSEDES DI 55.27	DATED April 21, 2000

meter shall be installed within 48 hours (by the second business day). For an additional fee, at overtime rates, meters can be installed within 24 hours (within one business day).

4.7 Relocation of Existing Fire Hydrant Meters

- a. The customer shall call the Fire Hydrant Meter Hotline (herein referred to as “Hotline”), a minimum of 24 hours in advance, to request the relocation of a meter. A fee will be charged to the existing account, which must be current before a work order is generated for the meter’s relocation.
- b. The customer will supply in writing the address where the meter is to be relocated (map page, cross street, etc). The customer must update the original Fire Hydrant Meter Application with any changes as it applies to the new location.
- c. Fire hydrant meters shall be read on a monthly basis. While fire hydrant meters and backflow devices are in service, commodity, base fee and damage charges, if applicable, will be billed to the customer on a monthly basis. If the account becomes delinquent, the meter will be removed.

4.8 Disconnection of Fire Hydrant Meter

- a. After ten (10) months a “Notice of Discontinuation of Service” (Tab 3) will be issued to the site and the address of record to notify the customer of the date of discontinuance of service. An extension can only be granted in writing from the Water Department Director for up to 90 additional days (as stated in Section 4.6C) and a copy of the extension shall be forwarded to the Meter Shop Supervisor. If an extension has not been approved, the meter will be removed after twelve (12) months of use.
- b. Upon completion of the project the customer will notify the Meter Services office via the Hotline to request the removal of the fire hydrant meter and appurtenances. A work order will be generated

CITY OF SAN DIEGO CALIFORNIA DEPARTMENT INSTRUCTIONS	NUMBER DI 55.27	DEPARTMENT Water Department
SUBJECT FIRE HYDRANT METER PROGRAM (FORMERLY: CONSTRUCTION METER PROGRAM)	PAGE 7 OF 10	EFFECTIVE DATE October 15, 2002
	SUPERSEDES DI 55.27	DATED April 21, 2000

for removal of the meter.

- c. Meter Section staff will remove the meter and backflow prevention assembly and return it to the Meter Shop. Once returned to the Meter Shop the meter and backflow will be tested for accuracy and functionality.
- d. Meter Section Staff will contact and notify Customer Services of the final read and any charges resulting from damages to the meter and backflow or its appurtenance. These charges will be added on the customer's final bill and will be sent to the address of record. Any customer who has an outstanding balance will not receive additional meters.
- e. Outstanding balances due may be deducted from deposits and any balances refunded to the customer. Any outstanding balances will be turned over to the City Treasurer for collection. Outstanding balances may also be transferred to any other existing accounts.

5. **EXCEPTIONS**

- 5.1 Any request for exceptions to this policy shall be presented, in writing, to the Customer Support Deputy Director, or his/her designee for consideration.

6. **MOBILE METER**

- 6.1 Mobile meters will be allowed on a case by case basis. All mobile meters will be protected by an approved backflow assembly and the minimum requirement will be a Reduced Pressure Principal Assembly. The two types of Mobile Meters are vehicle mounted and floating meters. Each style of meters has separate guidelines that shall be followed for the customer to retain service and are described below:

- a) **Vehicle Mounted Meters:** Customer applies for and receives a City owned Fire Hydrant Meter from the Meter Shop. The customer mounts the meter on the vehicle and brings it to the Meter Shop for

CITY OF SAN DIEGO CALIFORNIA DEPARTMENT INSTRUCTIONS	NUMBER DI 55.27	DEPARTMENT Water Department
SUBJECT FIRE HYDRANT METER PROGRAM (FORMERLY: CONSTRUCTION METER PROGRAM)	PAGE 8 OF 10	EFFECTIVE DATE October 15, 2002
	SUPERSEDES DI 55.27	DATED April 21, 2000

inspection. After installation is approved by the Meter Shop the vehicle and meter shall be brought to the Meter Shop on a monthly basis for meter reading and on a quarterly basis for testing of the backflow assembly. Meters mounted at the owner's expense shall have the one year contract expiration waived and shall have meter or backflow changed if either fails.

b) **Floating Meters:** Floating Meters are meters that are not mounted to a vehicle. **(Note: All floating meters shall have an approved backflow assembly attached.)** The customer shall submit an application and a letter explaining the need for a floating meter to the Meter Shop. The Fire Hydrant Meter Administrator, after a thorough review of the needs of the customer, (i.e. number of jobsites per day, City contract work, lack of mounting area on work vehicle, etc.), may issue a floating meter. At the time of issue, it will be necessary for the customer to complete and sign the "Floating Fire Hydrant Meter Agreement" which states the following:

- 1) The meter will be brought to the Meter Shop at 2797 Caminito Chollas, San Diego on the third week of each month for the monthly read by Meter Shop personnel.
- 2) Every other month the meter will be read and the backflow will be tested. This date will be determined by the start date of the agreement.

If any of the conditions stated above are not met the Meter Shop has the right to cancel the contract for floating meter use and close the account associated with the meter. The Meter Shop will also exercise the right to refuse the issuance of another floating meter to the company in question.

Any Fire Hydrant Meter using reclaimed water shall not be allowed use again with any potable water supply. The customer shall incur the cost of replacing the meter and backflow device in this instance.

CITY OF SAN DIEGO CALIFORNIA DEPARTMENT INSTRUCTIONS	NUMBER DI 55.27	DEPARTMENT Water Department
SUBJECT FIRE HYDRANT METER PROGRAM (FORMERLY: CONSTRUCTION METER PROGRAM)	PAGE 9 OF 10	EFFECTIVE DATE October 15, 2002
	SUPERSEDES DI 55.27	DATED April 21, 2000

7. **FEE AND DEPOSIT SCHEDULES**

- 7.1 **Fees and Deposit Schedules:** The fees and deposits, as listed in the Rate Book of Fees and Charges, on file with the Office of the City Clerk, are based on actual reimbursement of costs of services performed, equipment and materials. These deposits and fees will be amended, as needed, based on actual costs. Deposits, will be refunded at the end of the use of the fire hydrant meter, upon return of equipment in good working condition and all outstanding balances on account are paid. Deposits can also be used to cover outstanding balances.

All fees for equipment, installation, testing, relocation and other costs related to this program are subject to change without prior notification. The Mayor and Council will be notified of any future changes.

8. **UNAUTHORIZED USE OF WATER FROM A HYDRANT**

- 8.1 Use of water from any fire hydrant without a properly issued and installed fire hydrant meter is theft of City property. Customers who use water for unauthorized purposes or without a City of San Diego issued meter will be prosecuted.
- 8.2 If any unauthorized connection, disconnection or relocation of a fire hydrant meter, or other connection device is made by anyone other than authorized Water Department personnel, the person making the connection will be prosecuted for a violation of San Diego Municipal Code, Section 67.15. In the case of a second offense, the customer's fire hydrant meter shall be confiscated and/or the deposit will be forfeited.
- 8.3 Unauthorized water use shall be billed to the responsible party. Water use charges shall be based on meter readings, or estimates when meter readings are not available.
- 8.4 In case of unauthorized water use, the customer shall be billed for all applicable charges as if proper authorization for the water use had been obtained, including but not limited to bi-monthly service charges, installation charges and removal charges.

CITY OF SAN DIEGO CALIFORNIA DEPARTMENT INSTRUCTIONS	NUMBER DI 55.27	DEPARTMENT Water Department
SUBJECT FIRE HYDRANT METER PROGRAM (FORMERLY: CONSTRUCTION METER PROGRAM)	PAGE 10 OF 10	EFFECTIVE DATE October 15, 2002
	SUPERSEDES DI 55.27	DATED April 21, 2000

- 8.5 If damage occurs to Water Department property (i.e. fire hydrant meter, backflow, various appurtenances), the cost of repairs or replacements will be charged to the customer of record (applicant).

Water Department Director

- Tabs: 1. Fire Hydrant Meter Application
2. Construction & Maintenance Related Activities With No Return To Sewer
3. Notice of Discontinuation of Service

APPENDIX

Administering Division: Customer Support Division

Subject Index: Construction Meters
Fire Hydrant
Fire Hydrant Meter Program
Meters, Floating or Vehicle Mounted
Mobile Meter
Program, Fire Hydrant Meter

Distribution: DI Manual Holders



Application for Fire Hydrant Meter (EXHIBIT A)

(For Office Use Only)

NS REQ	FAC#
DATE	BY

METER SHOP (619) 527-7449

Meter Information

Application Date	Requested Install Date:
------------------	-------------------------

Fire Hydrant Location: (Attach Detailed Map//Thomas Bros. Map Location or Construction drawing.) <u>Zip:</u>	T.B.	G.B. (CITY USE)
Specific Use of Water:		
Any Return to Sewer or Storm Drain, if so, explain:		
Estimated Duration of Meter Use: <input type="text"/>	<input type="checkbox"/>	Check Box if Reclaimed Water

Company Information

Company Name:			
Mailing Address:			
City:	State:	Zip:	Phone: ()
*Business license#		*Contractor license#	
A Copy of the Contractor's license OR Business License is required at the time of meter issuance.			
Name and Title of Billing Agent: <small>(PERSON IN ACCOUNTS PAYABLE)</small>			Phone: ()
Site Contact Name and Title:			Phone: ()
Responsible Party Name:			Title:
Cal ID#			Phone: ()
Signature:		Date:	
<small>Guarantees Payment of all Charges Resulting from the use of this Meter. Insures that employees of this Organization understand the proper use of Fire Hydrant Meter</small>			

Fire Hydrant Meter Removal Request	Requested Removal Date:
Provide Current Meter Location if Different from Above:	
Signature:	Title: Date:
Phone: ()	Pager: ()

<input type="checkbox"/> City Meter	<input type="checkbox"/> Private Meter
Contract Acct #:	Deposit Amount: \$ 936.00 Fees Amount: \$ 62.00
Meter Serial #	Meter Size: 05 Meter Make and Style: 6-7
Backflow #	Backflow Size: Backflow Make and Style:
Name:	Signature: Date:

WATER USES WITHOUT ANTICIPATED CHARGES FOR RETURN TO SEWER

Auto Detailing
Backfilling
Combination Cleaners (Vactors)
Compaction
Concrete Cutters
Construction Trailers
Cross Connection Testing
Dust Control
Flushing Water Mains
Hydro Blasting
Hydro Seeing
Irrigation (for establishing irrigation only; not continuing irrigation)
Mixing Concrete
Mobile Car Washing
Special Events
Street Sweeping
Water Tanks
Water Trucks
Window Washing

Note:

1. If there is any return to sewer or storm drain, then sewer and/or storm drain fees will be charges.

Date

Name of Responsible Party
Company Name and Address
Account Number: _____

Subject: Discontinuation of Fire Hydrant Meter Service

Dear Water Department Customer:

The authorization for use of Fire Hydrant Meter # _____, located at *(Meter Location Address)* ends in 60 days and will be removed on or after *(Date Authorization Expires)*. Extension requests for an additional 90 days must be submitted in writing for consideration 30 days prior to the discontinuation date. If you require an extension, please contact the Water Department, or mail your request for an extension to:

City of San Diego
Water Department
Attention: Meter Services
2797 Caminito Chollas
San Diego, CA 92105-5097

Should you have any questions regarding this matter, please call the Fire Hydrant Hotline at (619) _____ - _____.

Sincerely,

Water Department

APPENDIX C

MATERIALS TYPICALLY ACCEPTED BY CERTIFICATE OF COMPLIANCE

MATERIALS TYPICALLY ACCEPTED BY CERTIFICATE OF COMPLIANCE

1. Soil amendment
2. Fiber mulch
3. PVC or PE pipe up to 16 inch diameter
4. Stabilizing emulsion
5. Lime
6. Preformed elastomeric joint seal
7. Plain and fabric reinforced elastomeric bearing pads
8. Steel reinforced elastomeric bearing pads
9. Waterstops (Special Condition)
10. Epoxy coated bar reinforcement
11. Plain and reinforcing steel
12. Structural steel
13. Structural timber and lumber
14. Treated timber and lumber
15. Lumber and timber
16. Aluminum pipe and aluminum pipe arch
17. Corrugated steel pipe and corrugated steel pipe arch
18. Structural metal plate pipe arches and pipe arches
19. Perforated steel pipe
20. Aluminum underdrain pipe
21. Aluminum or steel entrance tapers, pipe downdrains, reducers, coupling bands and slip joints
22. Metal target plates
23. Paint (traffic striping)
24. Conductors
25. Painting of electrical equipment
26. Electrical components
27. Engineering fabric
28. Portland Cement
29. PCC admixtures
30. Minor concrete, asphalt
31. Asphalt (oil)
32. Liquid asphalt emulsion
33. Epoxy

APPENDIX D

SAMPLE CITY INVOICE WITH CASH FLOW FORECAST

WBS #:	B18108
Date Submitted:	10/10/2018
NTP Date:	3/23/2018
Final Statement of WD Date:	5/23/2020
Contract #:	K-XX-XXXX-XXX-X
Contract Amount:	\$5,617,000

Construction Cash Flow Forecast
 "Sewer and Water Group Job 965 (W)"

Year	January	February	March	April	May	June	July	August	September	October	November	December
2018				15,000	25,000	52,000	52,000	100,000	10,000	100,000	100,000	100,000
2019	10,000	10,000	85,000	58,000	100,000	100,000	100,000	100,000	100,000	100,000	1,000,000	1,000,000
2020	100,000	100,000	100,000	1,000,000	1,000,000							
2021												
2022												
2023												
2024												
2025												

SAMPLE REFERENCE

APPENDIX E
SITE MAPS PACKAGE

TABLE OF CONTENTS	
PAGE NO.	DESCRIPTION
2-4	CONTRACTOR'S RESPONSABILITIES / CONSTRUCTION STORM PROTECTION NOTES / PERMANENT STORM WATER BMP CATEGORY
5-7	KEY / LOCATION MAP
8-9	VICINITY MAP
10-20	GIS SITE MAPS/CURB RAMP LOCATION
21-23	SURVEY MONUMENT SHEET
24-65	AS-BUILT RECORD DRAWINGS

I. CONTRACTOR'S RESPONSIBILITIES
CONSTRUCTION STORM WATER PROTECTION NOTES
PERMANENT STORM WATER BMP CATEGORY

CONTRACTOR'S RESPONSIBILITIES

1. PURSUANT TO SECTION 4216 OF THE GOVERNMENT CODE, AT LEAST 2 WORKING DAYS PRIOR TO EXCAVATION, YOU MUST CONTACT THE REGIONAL NOTIFICATION CENTER UNDERGROUND SERVICE ALERT OF SOUTHERN CALIFORNIA AND OBTAIN AN INQUIRY IDENTIFICATION NUMBER.
2. NOTIFY SDG&E AT LEAST 10 WORKING DAYS PRIOR TO EXCAVATING WITHIN 10' OF SDG&E UNDERGROUND HIGH VOLTAGE TRANSMISSION POWER LINES. (69 KV & HIGHER)
3. THE LOCATIONS OF EXISTING BUILDINGS AS SHOWN ON THE PLAN ARE APPROXIMATE.
4. STORM DRAIN INLETS SHALL REMAIN FUNCTIONAL AT ALL TIMES DURING CONSTRUCTION.
5. UNLESS OTHERWISE NOTED AS PREVIOUSLY POTHOLED (PH), ELEVATIONS SHOWN ON THE PROFILE FOR EXISTING UTILITIES ARE BASED ON A SEARCH OF THE AVAILABLE RECORD INFORMATION ONLY AND ARE SOLELY FOR THE CONTRACTOR'S CONVENIENCE. THE CITY DOES NOT GUARANTEE THAT IT HAS REVIEWED ALL AVAILABLE DATA. THE CONTRACTOR SHALL POTHOLE ALL EXISTING UTILITIES EITHER SHOWN ON THE PLANS OR MARKED IN THE FIELD IN ACCORDANCE WITH THE SPECIFICATIONS SECTION 402-UTILITIES.
6. EXISTING UTILITY CROSSING AS SHOWN ON THE PLANS ARE APPROXIMATE AND ARE NOT REPRESENTATIVE OF ACTUAL LENGTH AND LOCATION OF CONFLICT AREAS. SEE PLAN VIEW.

CONSTRUCTION STORM WATER PROTECTION NOTES

1. TOTAL SITE DISTURBANCE AREA – 0.69 (ACRES)
HYDROLOGIC UNIT & WATERSHED - PENASQUITOS/ MISSION BAY WMA
2. HYDROLOGIC SUBAREA NAME & NO. - MIRAMAR HSA/906.40
3. THE CONTRACTOR SHALL COMPLY WITH THE REQUIREMENTS OF THE
 - MINOR WPCP
THE PROJECT IS SUBJECT TO MUNICIPAL SEPARATE STORM SEWER SYSTEM (MS4)
PERMIT NO. R9-2013-000I AS AMENDED BY R9-2015-000I AND R9-2015-0100x
 - x
 WPCP
THE PROJECT IS SUBJECT TO MUNICIPAL SEPARATE STORM SEWER SYSTEM (MS4)
PERMIT NO. R9-2013-000I AS AMENDED BY R9-2015-000I AND R9-2015-0100
 - SWPPP
THE PROJECT IS SUBJECT TO MUNICIPAL SEPARATE STORM SEWER SYSTEM (MS4)
PERMIT NO. R9-2013-000I AS AMENDED BY R9-2015-000I AND R9-2015-0100 AND
CONSTRUCTION GENERAL PERMIT (CGP) ORDER 2009-0009-DWQ AS AMENDED BY
ORDER 2010-0014-DWQ AND 2012-0006-DWQ
TRADITIONAL: RISK LEVEL I 2 30
LUP: RISK TYPE I 2 3

3. CONSTRUCTION SITE PRIORITY
ASBS HIGH MEDIUM LOW

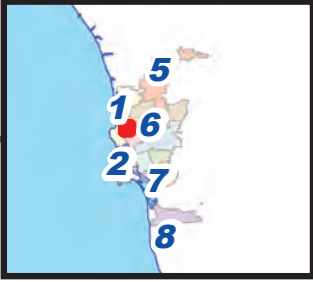
PERMANENT STORM WATER BMP CATEGORY:

- PRIORITY DEVELOPMENT PROJECT
- STANDARD DEVELOPMENT PROJECT
- PDP EXEMPT
- NOT SUBJECT TO PERMANENT STORM WATER REQUIREMENTS

II. KEY/LOCATION MAP

UNIVERSITY CITY IMPROV 2

KEY MAP

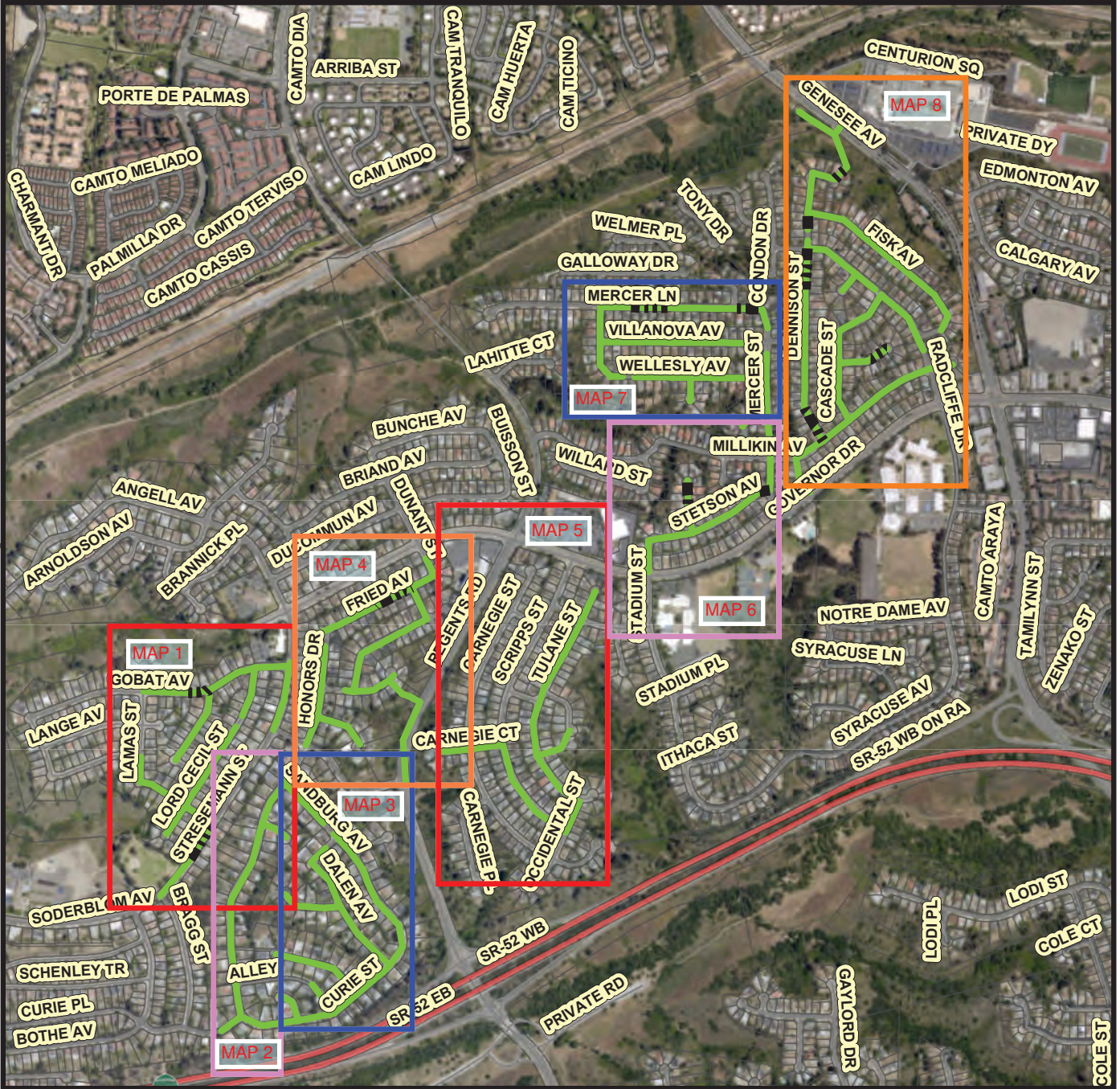


SENIOR ENGINEER
 REX NARVAEZ
 (619) 533-5217

PROJECT MANAGER
 RONALD FAMORCAN
 (619) 533-6902

PROJECT ENGINEER
 SAHIRA DAWOD
 (619) 533-5266

FOR QUESTIONS ABOUT THIS PROJECT
 Call: 619-533-4207
 Email: engineering@sandiego.gov



Legend

- Point_Repair
- Proposed Sewer Main Rehabilitation

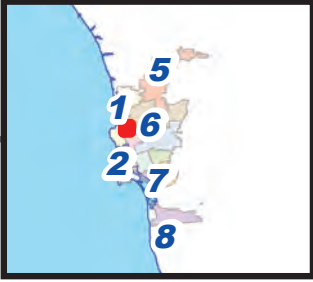


NO SCALE

THIS MAP/DATA IS PROVIDED WITHOUT WARRANTY OF ANY KIND, EITHER EXPRESS OR IMPLIED, INCLUDING, BUT NOT LIMITED TO, THE IMPLIED WARRANTIES OR MERCHANTABILITY AND FITNESS FOR A PARTICULAR PURPOSE. Note: This product may contain information reproduced with permission granted by RAND MCNALLY & COMPANY. It is unlawful to copy or reproduce all or any part thereof, whether for personal use or resale, without the prior, written permission of RAND MCNALLY & COMPANY.

UNIVERSITY CITY IMPROV 2

LOCATION MAP

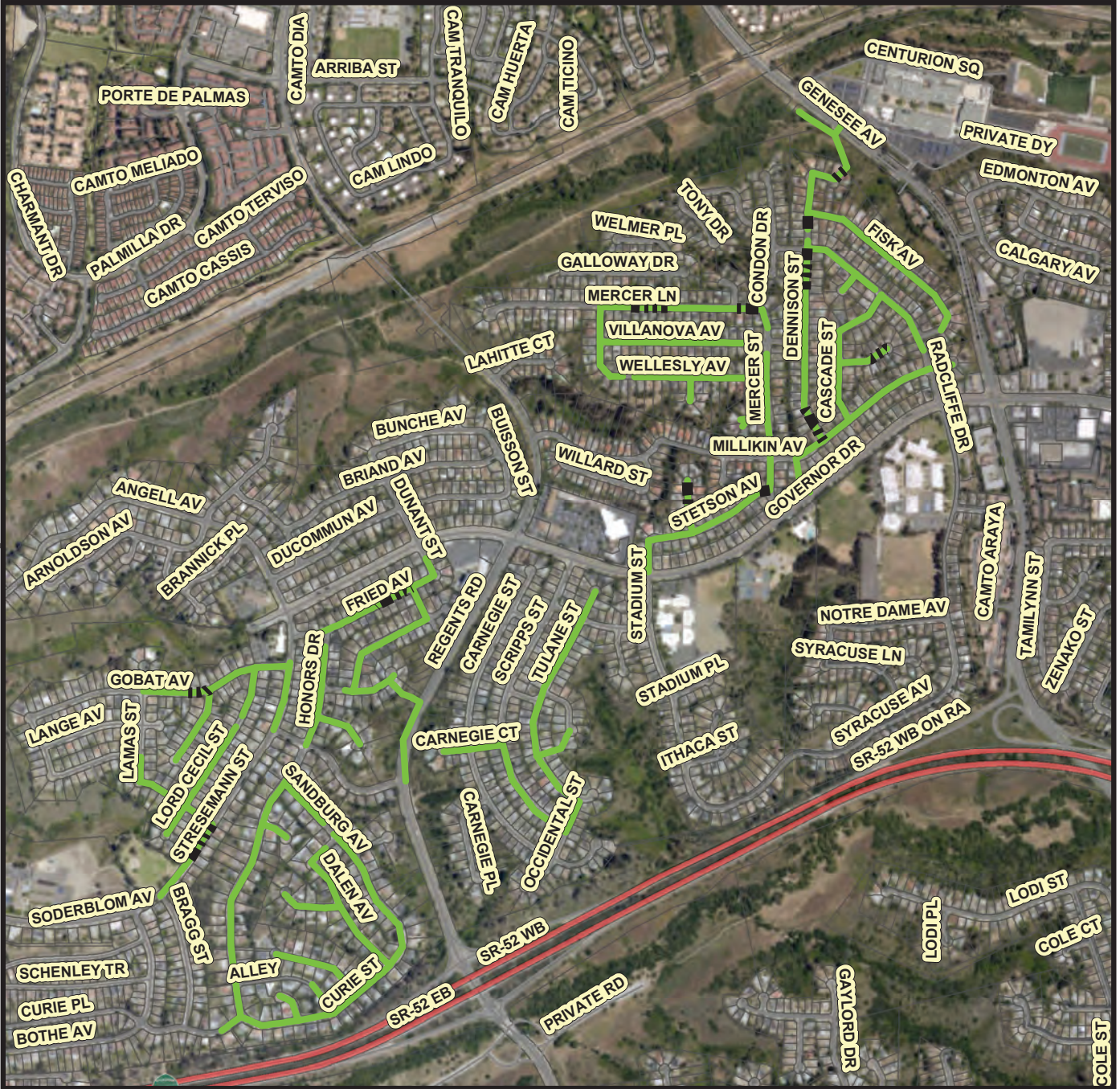


SENIOR ENGINEER
 REX NARVAEZ
 (619) 533-5217

PROJECT MANAGER
 RONALD FAMORCAN
 (619) 533-6902

PROJECT ENGINEER
 SAHIRA DAWOD
 (619) 533-5266

FOR QUESTIONS ABOUT THIS PROJECT
 Call: 619-533-4207
 Email: engineering@sandiego.gov



Legend

- Point_Repair
- Proposed Sewer Main Rehabilitation



NO SCALE

THIS MAP/DATA IS PROVIDED WITHOUT WARRANTY OF ANY KIND, EITHER EXPRESS OR IMPLIED, INCLUDING, BUT NOT LIMITED TO, THE IMPLIED WARRANTIES OR MERCHANTABILITY AND FITNESS FOR A PARTICULAR PURPOSE. Note: This product may contain information reproduced with permission granted by RAND MCNALLY & COMPANY. It is unlawful to copy or reproduce all or any part thereof, whether for personal use or resale, without the prior, written permission of RAND MCNALLY & COMPANY.

III. VICINITY MAP



Engineering & Capital Projects

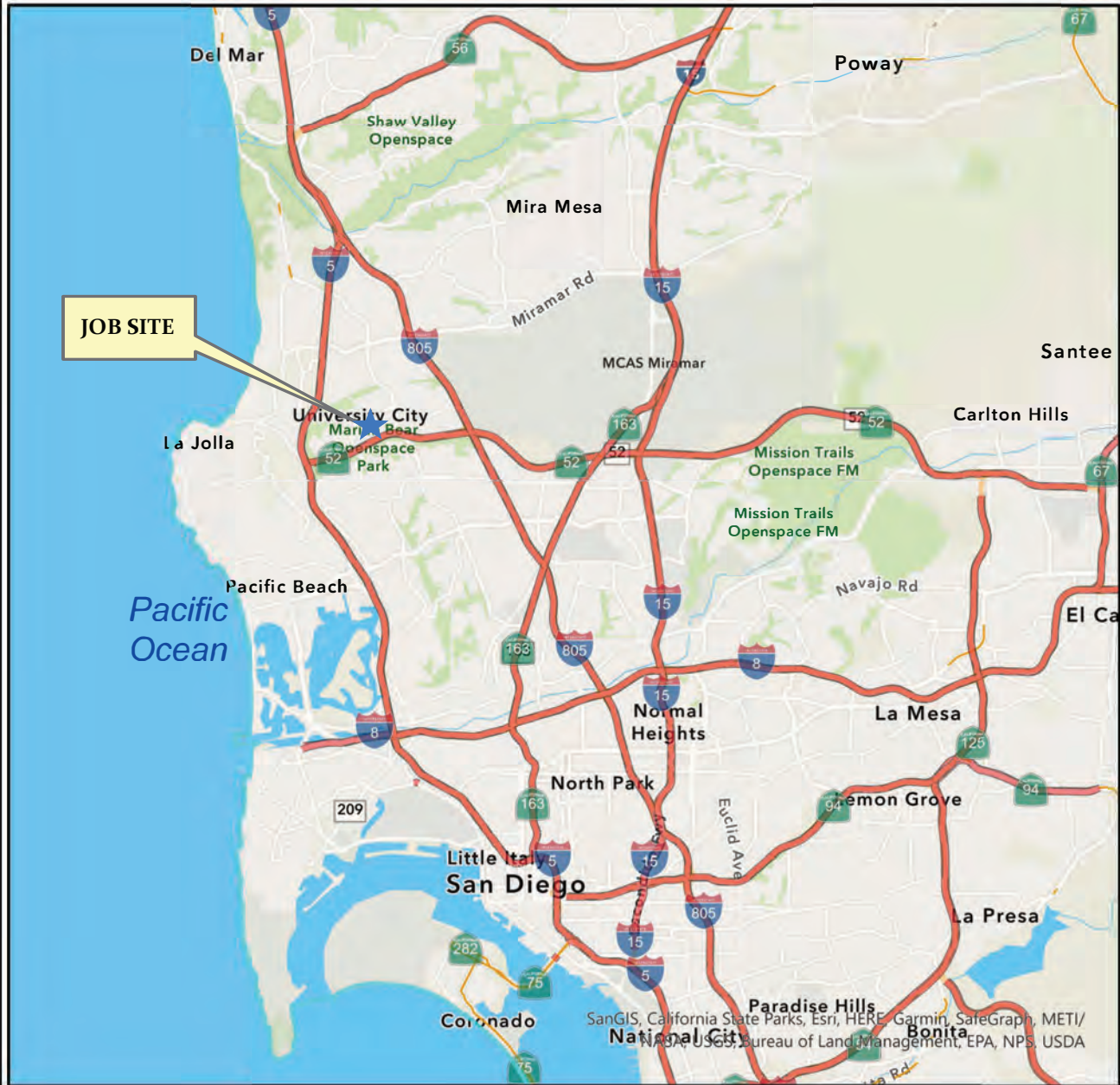
University City Improv 2

SENIOR ENGINEER
REX NARVAEZ
(619) 533-5217

PROJECT MANAGER
RONALD FAMORCAN
(619) 533-6902

PROJECT ENGINEER
SAHIRA DAWOD
(619) 533-5256

FOR QUESTIONS ABOUT THIS PROJECT
Call: (619) 533-4207
Email: engineering@sandiego.gov



VICINITY MAP



COMMUNITY NAME: University
Date: 2/27/2023

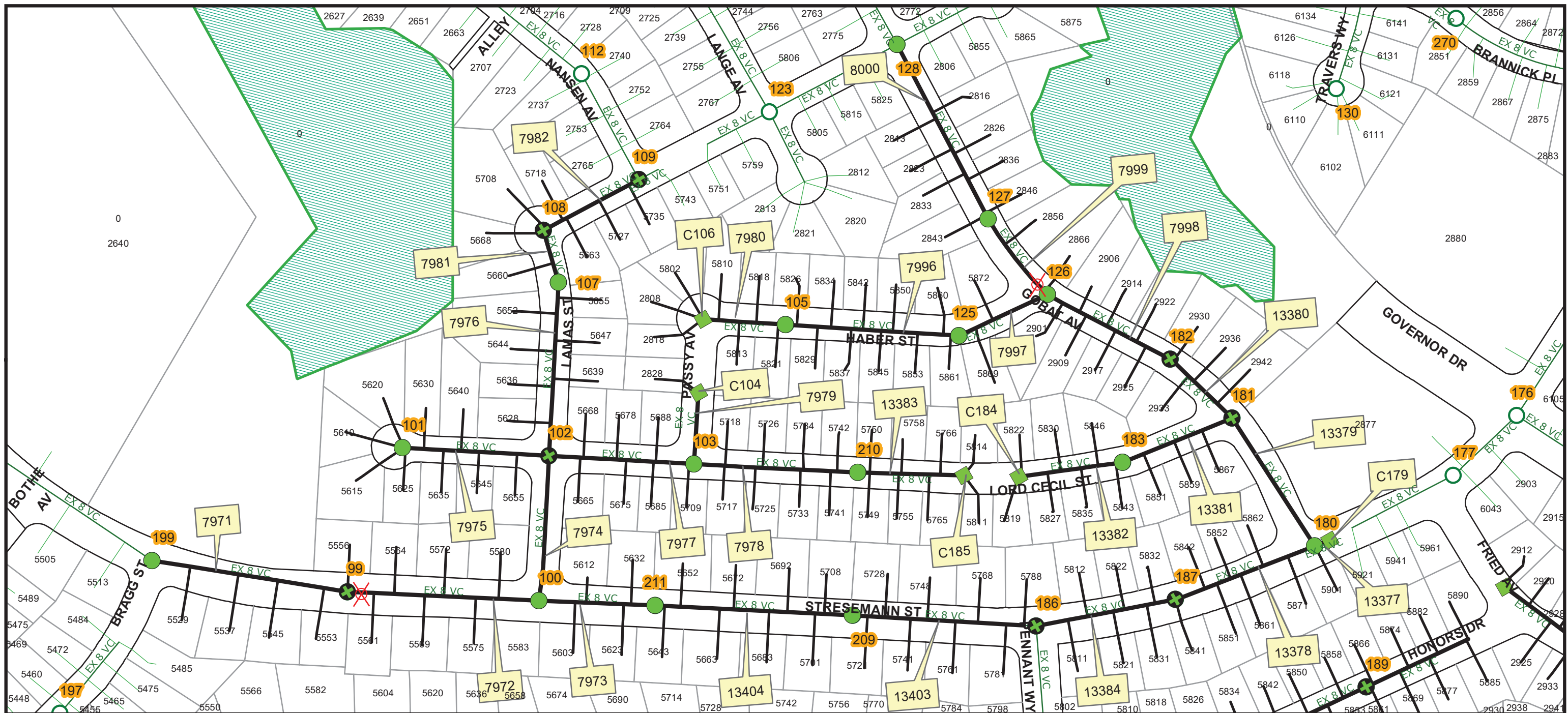
COUNCIL DISTRICT: 1

WBS NO: B21044 (S)



THIS MAP/DATA IS PROVIDED WITHOUT WARRANTY OF ANY KIND, EITHER EXPRESS OR IMPLIED, INCLUDING, BUT NOT LIMITED TO, THE IMPLIED WARRANTIES OR MERCHANTABILITY AND FITNESS FOR A PARTICULAR PURPOSE. Note: This product may contain information reproduced with permission from the SANDAG Regional Information System which cannot be reproduced without the written permission of SANDAG. This product may contain information reproduced with permission granted by RAND MCNALLY & COMPANY to SanGIS. This map is copyrighted by RAND MCNALLY & COMPANY. It is unlawful to copy or reproduce all or any part thereof, whether for personal use or resale, without the prior, written permission of RAND MCNALLY & COMPANY.

GIS SITE MAPS



THIS MAP/DATA IS PROVIDED WITHOUT WARRANTY OF ANY KIND, EITHER EXPRESS OR IMPLIED, INCLUDING, BUT NOT LIMITED TO, THE IMPLIED WARRANTIES OR MERCHANTABILITY AND FITNESS FOR A PARTICULAR PURPOSE. Note: This product may contain information from the SANDAG Regional Information System which cannot be reproduced without the written permission of SANDAG. This product may contain information reproduced with permission granted by RAND McNALLY & COMPANY to SanGIS. This map is copyrighted by RAND McNALLY & COMPANY. It is unlawful to copy or reproduce all or any part thereof, whether for personal use or resale, without the prior, written permission of RAND McNALLY & COMPANY

SEE MAP 2



SEE MAP 4

Legend

- Install Cleanout
- MH Rehab_
- + MH Repair_Rehab
- Proposed Sewer Main Rehabilitation
- Proposed Lateral Rehabilitation
- MHPA
- Existing Plugs
- Existing Mains
- Existing Laterals
- ⊗ Point Repair
- 123 Manhole ID Number
- C123 Cleanout
- 12345 FSN (Facility Sequence Number)

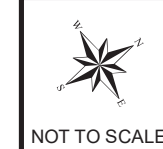
Note:
 1. Contractor to televise each scoped pipe before lining to determine the most current condition and see if the point repairs are needed."
 2. All liners to be used are CIPP.

SENIOR ENGINEER REX NARVAEZ 619-533-5217
 PROJECT MANAGER RONALD FAMORCAN 619-533-6902
 PROJECT ENGINEER SAHIRA DAWOD 619-533-5266

FOR QUESTIONS ABOUT THIS PROJECT Call: (619) 533-4207
 Email: engineering@sandiego.gov

UNIVERSITY CITY IMPROV 2 PIPELINE REHABILITATION

STRESEMANN ST, LAMAS ST, LORD CECIL ST, PASSY AV, HABER ST, GOBAT AVE



WBS# B-21044

MAP NO. 1 of 8

NOT TO SCALE

COMMUNITY NAME: University
 Date: 6/13/2023

COUNCIL DISTRICT: 1

SEE MAP 1



SEE MAP 4

THIS MAP/DATA IS PROVIDED WITHOUT WARRANTY OF ANY KIND, EITHER EXPRESS OR IMPLIED, INCLUDING, BUT NOT LIMITED TO, THE IMPLIED WARRANTIES OR MERCHANTABILITY AND FITNESS FOR A PARTICULAR PURPOSE. Note: This product may contain information from the SANDAG Regional Information System which cannot be reproduced without the written permission of SANDAG. This product may contain information reproduced with permission granted by RAND McNALLY & COMPANY to SanGIS. This map is copyrighted by RAND McNALLY & COMPANY. It is unlawful to copy or reproduce all or any part thereof, whether for personal use or resale, without the prior, written permission of RAND McNALLY & COMPANY

SEE MAP 3



Legend

- Install Cleanout
- MH Rehab_
- + MH Repair_Rehab
- Proposed Lateral Rehabilitation
- Proposed Sewer Main Rehabilitation
- MHPA
- Existing Plugs
- Existing Mains
- Existing Laterals
- 123 Manhole ID Number
- C123 Cleanout
- 12345 FSN (Facility Sequence Number)

Note:
 1. Contractor to televise each scoped pipe before lining to determine the most current condition and see if the point repairs are needed."
 2. All liners to be used are CIPP.

SENIOR ENGINEER REX NARVAEZ 619-533-5217
 PROJECT MANAGER RONALD FAMORCAN 619-533-6902
 PROJECT ENGINEER SAHIRA DAWOD 619-533-5266

FOR QUESTIONS ABOUT THIS PROJECT Call: (619) 533-4207
 Email: engineering@sandiego.gov

UNIVERSITY CITY IMPROV 2 PIPELINE REHABILITATION

HONORS DR, HONORS CT, CURIE PL,
CURIE ST, SANDBURG AV

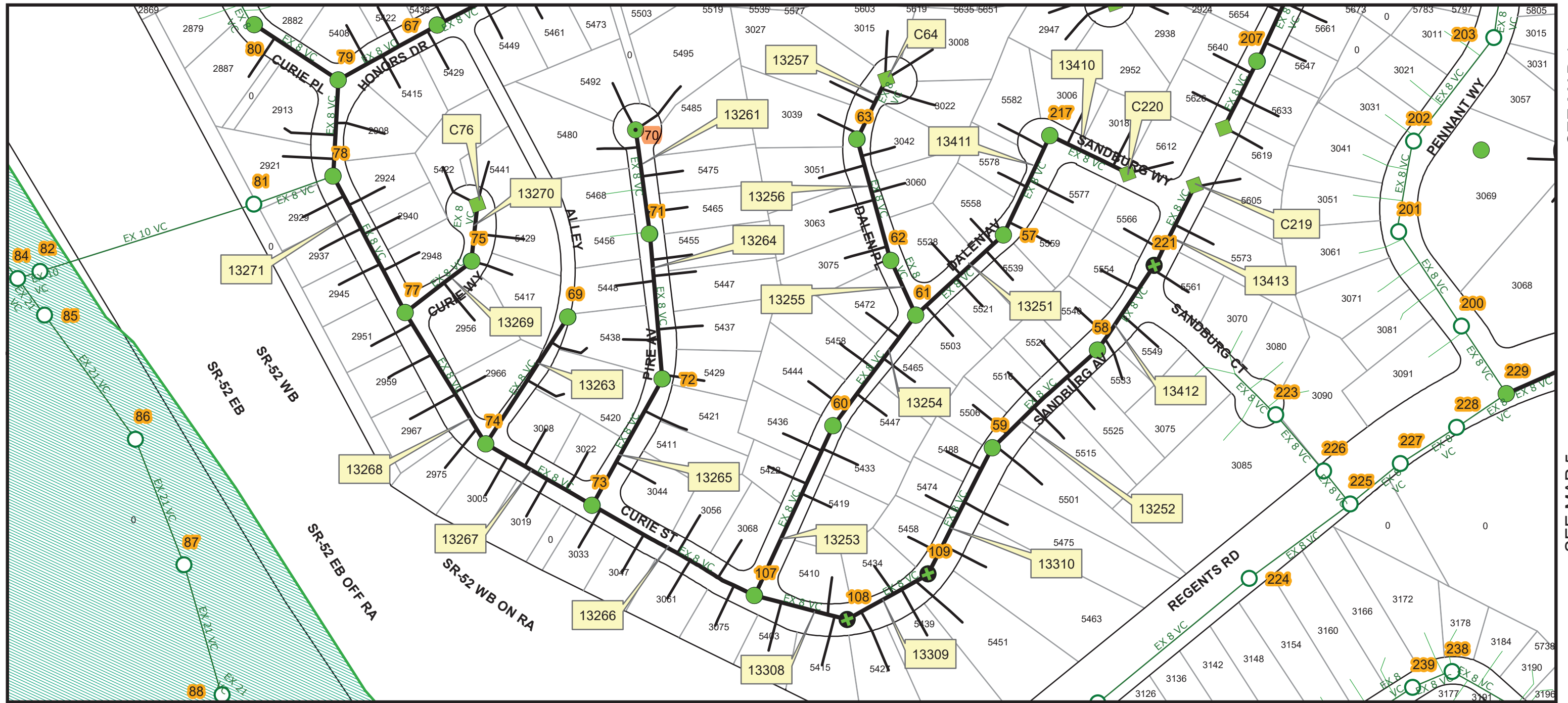


WBS#
B-21044

MAP NO.
2 of 8

COMMUNITY NAME: University
Date: 6/13/2023
University City Improv 2 (S)

COUNCIL DISTRICT: 1



SEE MAP 4

SEE MAP 5

THIS MAP/DATA IS PROVIDED WITHOUT WARRANTY OF ANY KIND, EITHER EXPRESS OR IMPLIED, INCLUDING, BUT NOT LIMITED TO, THE IMPLIED WARRANTIES OR MERCHANTABILITY AND FITNESS FOR A PARTICULAR PURPOSE. Note: This product may contain information from the SANDAG Regional Information System which cannot be reproduced without the written permission of SANDAG. This product may contain information reproduced with permission granted by RAND McNALLY & COMPANY to SanGIS. This map is copyrighted by RAND McNALLY & COMPANY. It is unlawful to copy or reproduce all or any part thereof, whether for personal use or resale, without the prior, written permission of RAND McNALLY & COMPANY



Legend

- Install Cleanout
- MH Rehab_
- + MH Repair_ Rehab
- New MH
- Proposed Lateral Rehabilitation
- Proposed Sewer Main Rehabilitation
- MHPA
- Existing Plugs
- Existing Mains
- Existing Laterals
- 123 Manhole ID Number
- C123 Cleanout
- 12345 FSN (Facility Sequence Number)

Note:
 1. Contractor to televise each scoped pipe before lining to determine the most current condition and see if the point repairs are needed."
 2. All liners to be used are CIPP.
 3. At MH Repair_Rehab 108 protect in place existing 3/4" STL Gas Service.

SENIOR ENGINEER REX NARVAEZ 619-533-5217
 PROJECT MANAGER RONALD FAMORCAN 619-533-6902
 PROJECT ENGINEER SAHIRA DAWOD 619-533-5266

FOR QUESTIONS ABOUT THIS PROJECT Call: (619) 533-4207
 Email: engineering@sandiego.gov

UNIVERSITY CITY IMPROV 2 PIPELINE REHABILITATION

DALEN AV, DALEN PL, SANDBURG AV, PIRE AV, PRIVATE RD, CURIE ST, CURIE WAY, SANDBURG WAY

COMMUNITY NAME: University
 Date: 6/13/2023
 University City Improv 2 (S)

COUNCIL DISTRICT: 1

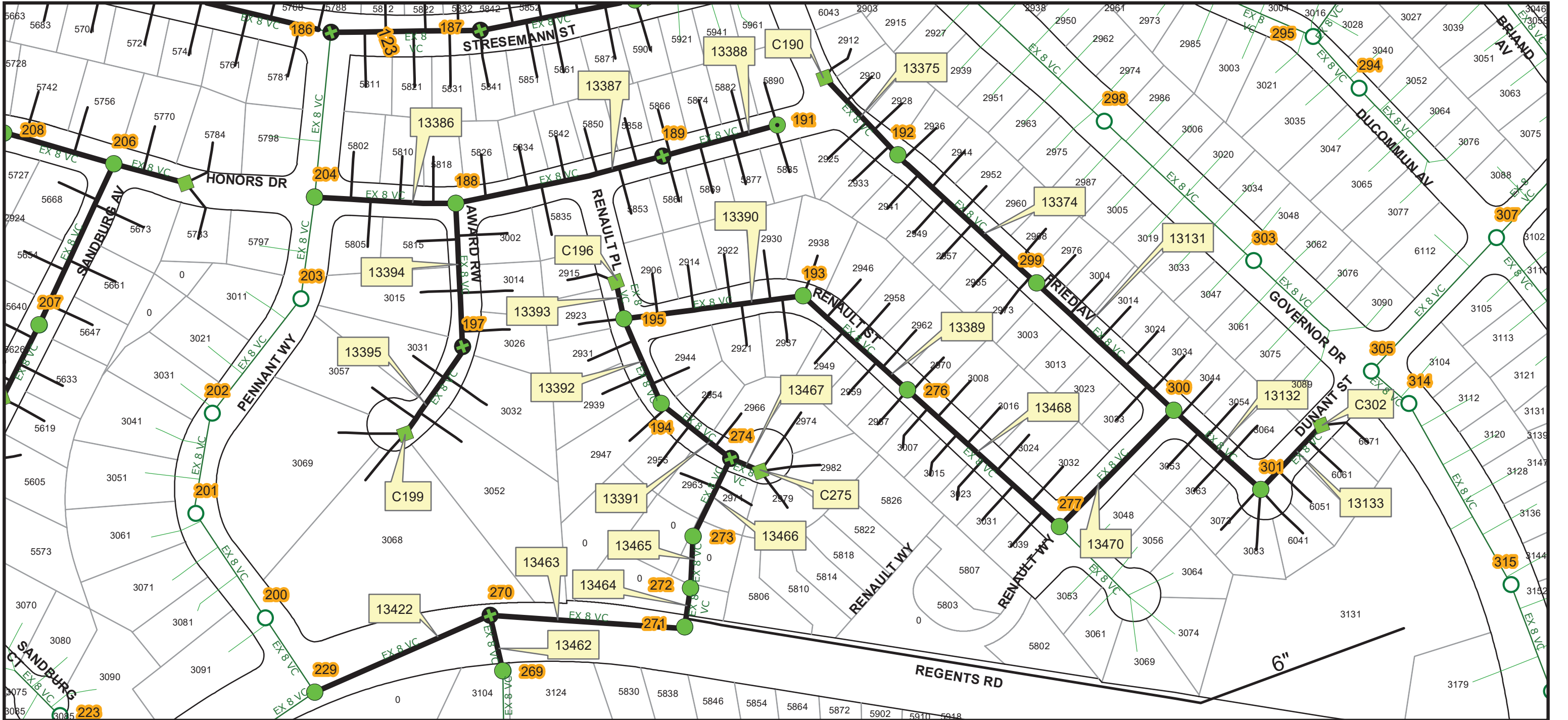


WBS# B-21044

MAP NO. 3 of 8

NOT TO SCALE

SEE MAP 1



SEE MAP 2

SEE MAP 5



THIS MAP/DATA IS PROVIDED WITHOUT WARRANTY OF ANY KIND, EITHER EXPRESS OR IMPLIED, INCLUDING, BUT NOT LIMITED TO, THE IMPLIED WARRANTIES OR MERCHANTABILITY AND FITNESS FOR A PARTICULAR PURPOSE. Note: This product may contain information from the SANDAG Regional Information System which cannot be reproduced without the written permission of SANDAG. This product may contain information reproduce with permission granted by RAND MCNALLY & COMPANY© to SanGIS. This map is copyrighted by RAND MCNALLY & COMPANY©. It is unlawful to copy or reproduce all or any part thereof, whether for personal use or resale, without the prior, written permission of RAND MCNALLY & COMPANY

Legend

- Install Cleanout
- MH Rehab_
- + MH Repair_Rehab
- ⊗ MH Replace
- New MH
- Proposed Lateral Rehabilitation
- Proposed Sewer Main Rehabilitation
- Existing Plugs
- Existing Mains
- Existing Laterals
- 123 Manhole ID Number
- C123 Cleanout
- 12345 FSN (Facility Sequence Number)

Note:
 1. Contractor to televise each scoped pipe before lining to determine the most current condition and see if the point repairs are needed."
 2. All liners to be used are CIPP.
 3. At MH Repair_Rehab 197 protect in place existing EUG.
 4. At MH Repair_Rehab 274 protect in place existing 3/4 STL Gas Joint Service.
 5. At new MH 191 pothole the existing Charter underground utility and coordinate with Charter if needed to relocate.

SENIOR ENGINEER REX NARVAEZ 619-533-5217
 PROJECT MANAGER RONALD FAMORCAN 619-533-6902
 PROJECT ENGINEER SAHIRA DAWOD 619-533-5266

FOR QUESTIONS ABOUT THIS PROJECT Call: (619) 533-4207
 Email: engineering@sandiego.gov

UNIVERSITY CITY IMPROV 2 PIPELINE REHABILITATION

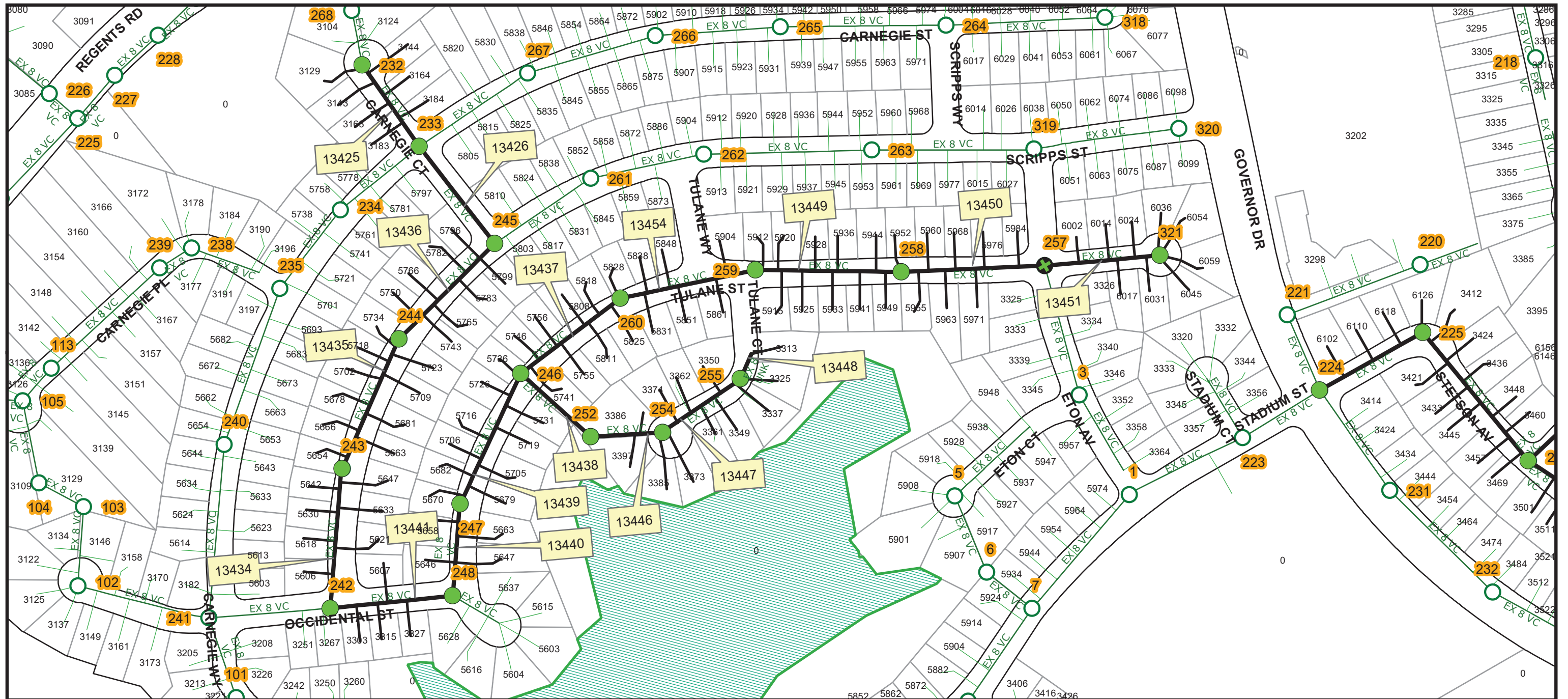
FRIED AV, DUTANT ST, HONORS DR, RENAULT ST, RENAULT PL, AWARD RW, REGENTS RD, EASEMENT, RENAULT WY

 NOT TO SCALE	WBS# B-21044	MAP NO. 4 of 8
------------------	-------------------------------	---------------------------------



COMMUNITY NAME: University
 Date: 6/13/2023
 University City Improv 2 (S)

COUNCIL DISTRICT: 1



SEE MAP 6

THIS MAP/DATA IS PROVIDED WITHOUT WARRANTY OF ANY KIND, EITHER EXPRESS OR IMPLIED, INCLUDING, BUT NOT LIMITED TO, THE IMPLIED WARRANTIES OR MERCHANTABILITY AND FITNESS FOR A PARTICULAR PURPOSE. Note: This product may contain information from the SANDAG Regional Information System which cannot be reproduced without the written permission of SANDAG. This product may contain information reproduced with permission granted by RAND MCNALLY & COMPANY© to SanGIS. This map is copyrighted by RAND MCNALLY & COMPANY©. It is unlawful to copy or reproduce all or any part thereof, whether for personal use or resale, without the prior, written permission of RAND MCNALLY & COMPANY



Legend

- MH Rehab_
 - + MH Repair_ Rehab
 - Proposed Lateral Rehabilitation
 - Proposed Sewer Main Rehabilitation
 - MHPA
 - Existing Plugs
 - Existing Mains
 - Existing Laterals
- 123 Manhole ID Number
- C123 Cleanout
- 12345 FSN (Facility Sequence Number)

Note:
 1. Contractor to televise each scoped pipe before lining to determine the most current condition and see if the point repairs are needed."
 2. All liners to be used are CIPP.

SENIOR ENGINEER REX NARVAEZ 619-533-5217
 PROJECT MANAGER RONALD FAMORCAN 619-533-6902
 PROJECT ENGINEER SAHIRA DAWOD 619-533-5266

FOR QUESTIONS ABOUT THIS PROJECT Call: (619) 533-4207
 Email: engineering@sandiego.gov

UNIVERSITY CITY IMPROV 2 PIPELINE REHABILITATION

CARNEGIE CT, SCRIPPS ST, TULANE ST, OCCIDENTAL ST, TULANE CT

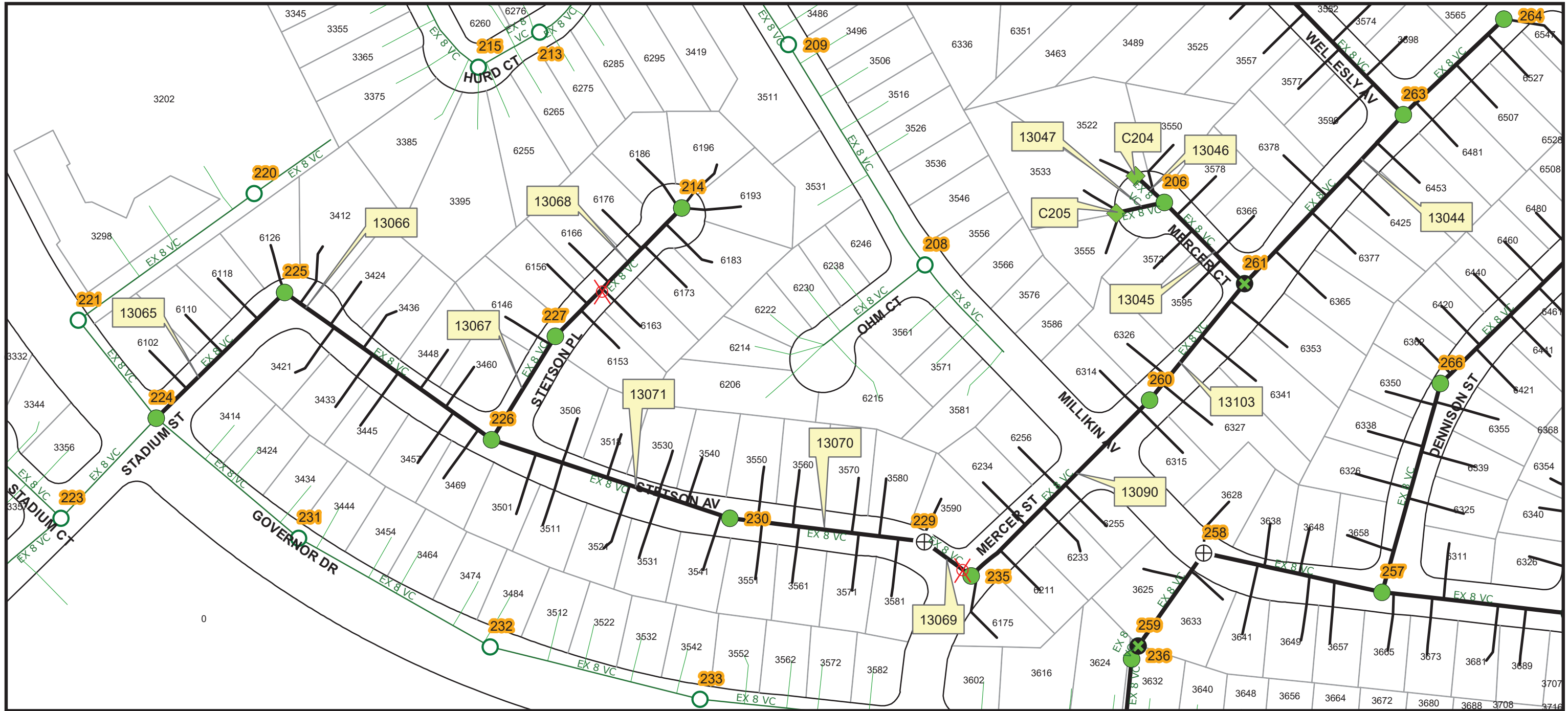
COMMUNITY NAME: University
 Date: 6/13/2023
 University City Improv 2 (S)

COUNCIL DISTRICT: 1



WBS# B-21044

MAP NO. 5 of 8



THIS MAP/DATA IS PROVIDED WITHOUT WARRANTY OF ANY KIND, EITHER EXPRESS OR IMPLIED, INCLUDING, BUT NOT LIMITED TO, THE IMPLIED WARRANTIES OR MERCHANTABILITY AND FITNESS FOR A PARTICULAR PURPOSE. Note: This product may contain information from the SANDAG Regional Information System which cannot be reproduced without the written permission of SANDAG. This product may contain information reproduced with permission granted by RAND McNALLY & COMPANY© to SanGIS. This map is copyrighted by RAND McNALLY & COMPANY©. It is unlawful to copy or reproduce all or any part thereof, whether for personal use or resale, without the prior, written permission of RAND McNALLY & COMPANY.



Legend

- Install Cleanout
- MH Rehab_
- ⊕ MH Repair_ Rehab
- ⊗ MH Replace
- Proposed Lateral Rehabilitation
- Proposed Sewer Main Rehabilitation
- ▨ MHPA
- Existing Plugs
- ⊗ Point Repair
- Existing Mains
- Existing Laterals
- 123 Manhole ID Number
- C123 Cleanout
- 12345 FSN (Facility Sequence Number)

Note:
 1. Contractor to televise each scoped pipe before lining to determine the most current condition and see if the point repairs are needed."
 2. All liners to be used are CIPP.
 3. At MH Repair_Rehab 261 protect in place existing 2" STL Gas Main.

SENIOR ENGINEER REX NARVAEZ 619-533-5217
 PROJECT MANAGER RONALD FAMORCAN 619-533-6902
 PROJECT ENGINEER SAHIRA DAWOD 619-533-5266

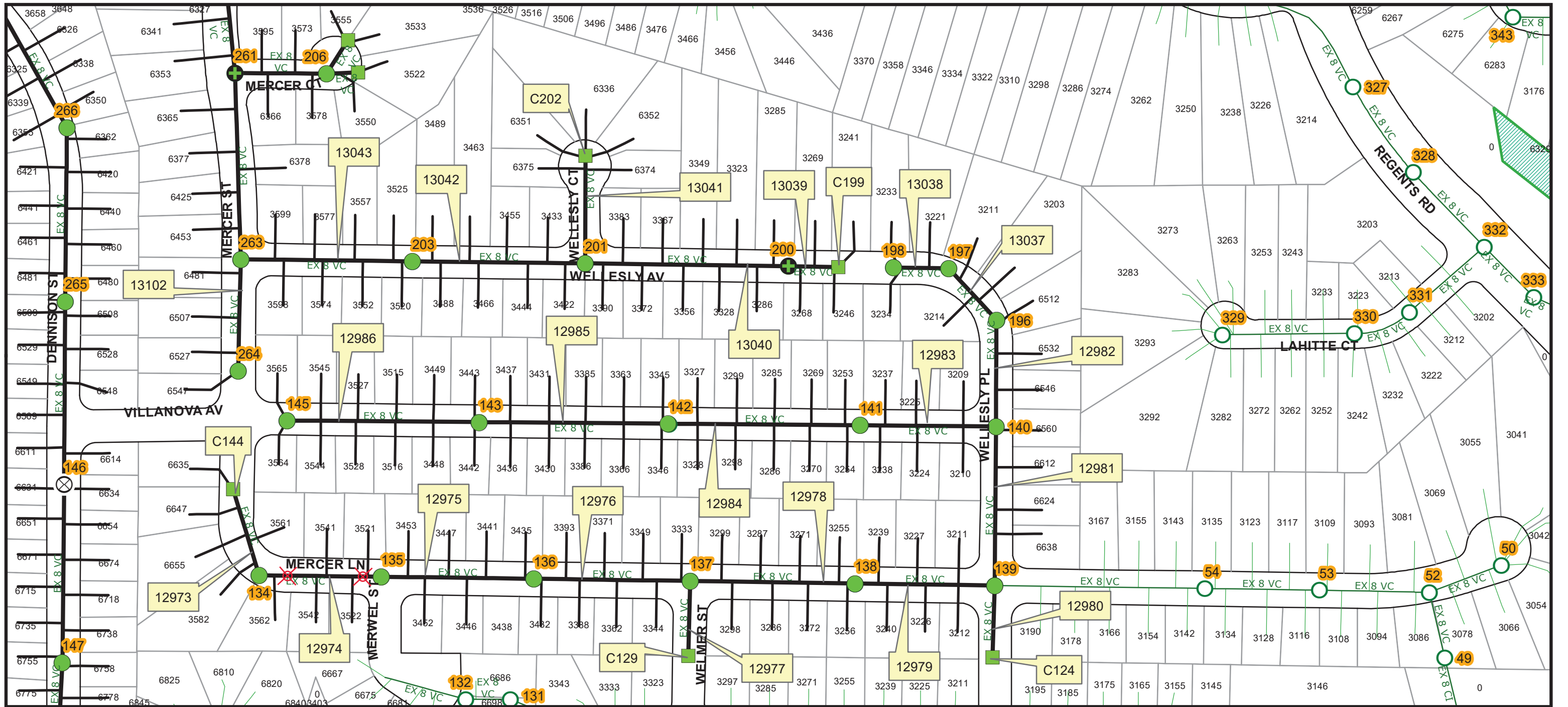
FOR QUESTIONS ABOUT THIS PROJECT Call: (619) 533-4207
 Email: engineering@sandiego.gov

UNIVERSITY CITY IMPROV 2 PIPELINE REHABILITATION

MERCER ST, MERCER CT, STADIUM ST,
STETSON AV, STETSON PL

 NOT TO SCALE	WBS# B-21044	MAP NO. 6 of 8
------------------	-------------------------------	---------------------------------





THIS MAP/DATA IS PROVIDED WITHOUT WARRANTY OF ANY KIND, EITHER EXPRESS OR IMPLIED, INCLUDING, BUT NOT LIMITED TO, THE IMPLIED WARRANTIES OR MERCHANTABILITY AND FITNESS FOR A PARTICULAR PURPOSE. Note: This product may contain information from the SANDAG Regional Information System which cannot be reproduced without the written permission of SANDAG. This product may contain information reproduced with permission granted by RAND McNALLY & COMPANY® to SanGIS. This map is copyrighted by RAND McNALLY & COMPANY®. It is unlawful to copy or reproduce all or any part thereof, whether for personal use or resale, without the prior, written permission of RAND McNALLY & COMPANY.



Legend

- Install Cleanout
- MH Rehab
- + MH Repair_Rehab
- ⊗ MH Replace
- Proposed Lateral Rehabilitation
- Proposed Sewer Main Rehabilitation
- MHPA
- Existing Plugs
- ⊗ Point Repair
- Existing Mains
- Existing Laterals
- Point Repair
- 123 Manhole ID Number
- C123 Cleanout
- 12345 FSN (Facility Sequence Number)

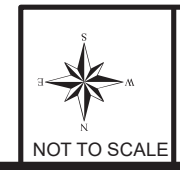
Note:
 1. Contractor to televise each scoped pipe before lining to determine the most current condition and see if the point repairs are needed."
 2. All liners to be used are CIPP.
 3. At MH Repair_Rehab 200 protect in place existing 3/4" STL Gas Service.

SENIOR ENGINEER REX NARVAEZ 619-533-5217
 PROJECT MANAGER RONALD FAMORCAN 619-533-6902
 PROJECT ENGINEER SAHIRA DAWOD 619-533-5266

FOR QUESTIONS ABOUT THIS PROJECT Call: (619) 533-4207
 Email: engineering@sandiego.gov

UNIVERSITY CITY IMPROV 2 PIPELINE REHABILITATION

MERCER ST, MERCER LN, WELMER ST, WELLESLY PL, VILLANOVO AV, WELLESLY AV, WELLESLY CT



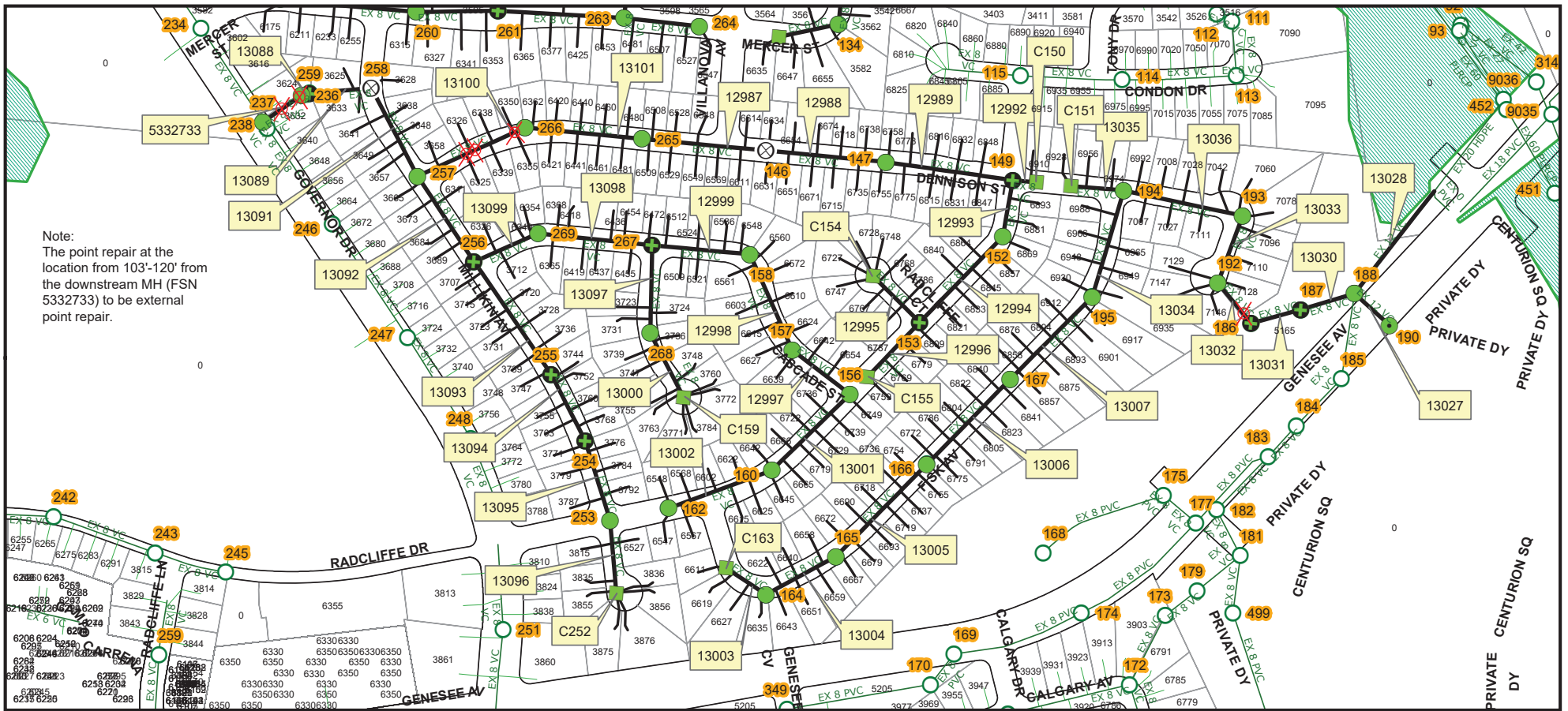
WBS# B-21044

MAP NO. 7 of 8

COMMUNITY NAME: University
 Date: 6/13/2023

COUNCIL DISTRICT: 1

SEE MAP 7



Note:
The point repair at the location from 103'-120' from the downstream MH (FSN 5332733) to be external point repair.

THIS MAP/DATA IS PROVIDED WITHOUT WARRANTY OF ANY KIND, EITHER EXPRESS OR IMPLIED, INCLUDING, BUT NOT LIMITED TO, THE IMPLIED WARRANTIES OR MERCHANTABILITY AND FITNESS FOR A PARTICULAR PURPOSE. Note: This product may contain information from the SANDAG Regional Information System which cannot be reproduced without the written permission of SANDAG. This product may contain information reproduced with permission granted by RAND McNALLY & COMPANY® to SanGIS. This map is copyrighted by RAND McNALLY & COMPANY®. It is unlawful to copy or reproduce all or any part thereof, whether for personal use or resale, without the prior, written permission of RAND McNALLY & COMPANY.



Legend

- Install Cleanout
- MH Rehab_
- ⊕ MH Repair_ Rehab
- ⊗ MH Replace
- New MH
- Proposed Lateral Rehabilitation
- Proposed Sewer Main Rehabilitation
- Manhole ID Number
- ▨ MHPA
- Existing Mains
- Existing Laterals
- ⊗ Point Repair
- C-123 Cleanout
- 12345 FSN (Facility Sequence Number)

COMMUNITY NAME: University
Date: 6/13/2023

COUNCIL DISTRICT: 1

- Note:
1. Contractor to televisc each scoped pipe before lining to determine the most current condition and see if the point repairs are needed."
2. All liners to be used are CIPP.
3. At New MH 190 pathhole the existing AT&T utility and coordinate with AT&T if needed to relocate.

SENIOR ENGINEER REX NARVAEZ 619-533-5217
PROJECT MANAGER RONALD FAMORCAN 619-533-6902
PROJECT ENGINEER SAHIRA DAWOD 619-533-5266

FOR QUESTIONS ABOUT THIS PROJECT Call: (619) 533-4207
Email: engineering@sandiego.gov

UNIVERSITY CITY IMPROV 2 PIPELINE REHABILITATION

DENNISON ST, RADCLIFFE DR, RADCLIFFE CT, CASCADE ST, CASCADE CT, FISK AV, EASEMENT, DENNISON PL, MILLIKIN AV, DENNISON ST, GOVERNOR DR

 NOT TO SCALE	WBS# B-21044	MAP NO. 8 of 8
------------------	------------------------	--------------------------



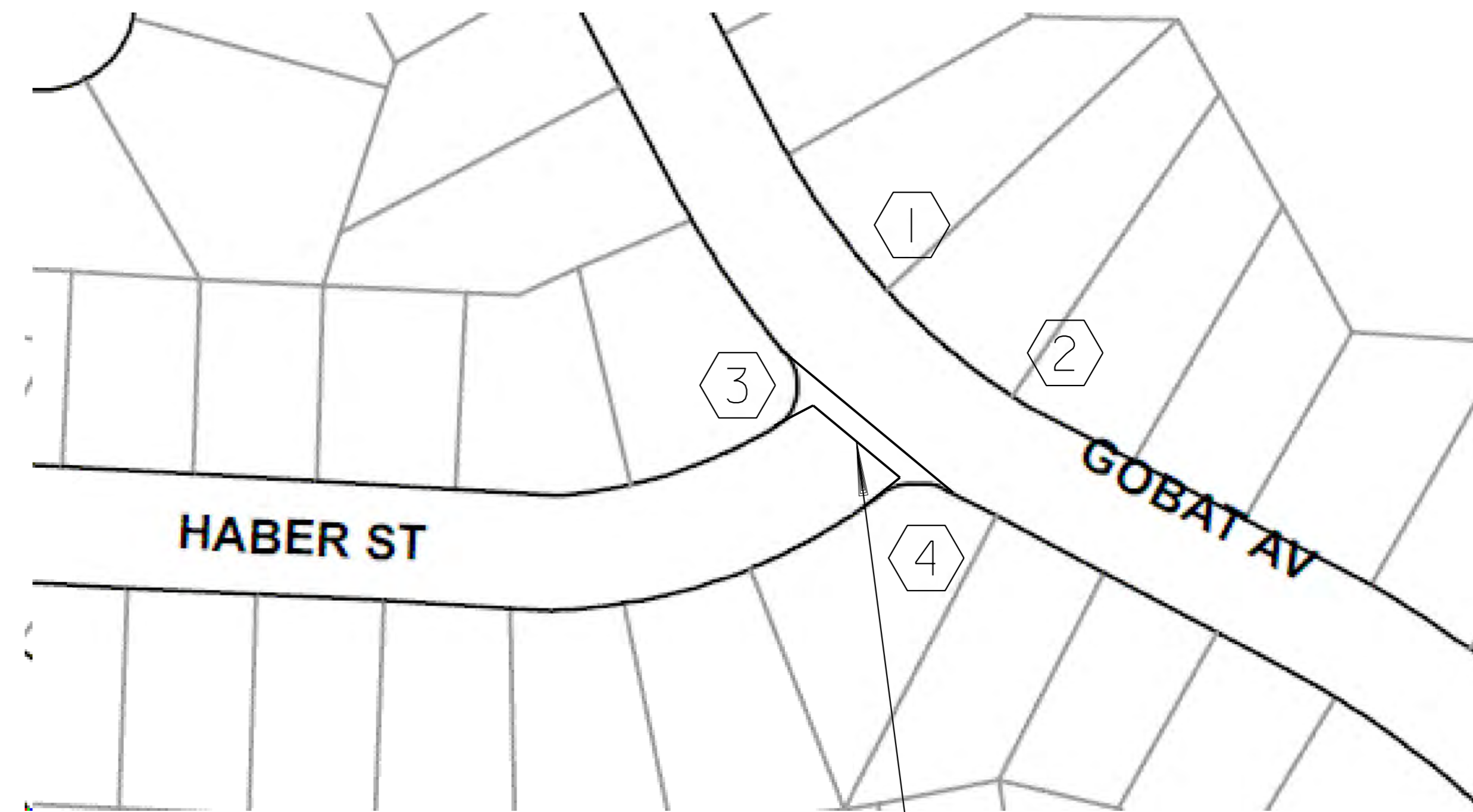
CURB RAMP LOCATION MAP

UNIVERSITY CITY IMPROV 2


CURB RAMP LOCATIONS

CURB RAMP NOTES TABLE

LOCATION NO.	CURB RAMP		APPROX. R/W	REPLACEMENT	NEW	HISTORIC STAMPS	SURVEY MARKER	BARRICADE TYPE	MISC SIGN	DETECTABLE WARNING TILES		REPLACE SPANDREL (SP) OR CONCRETE ALLEY APRON (CAA)	COMMENTS / MODIFICATIONS
	TYPE	CASE								STAINLESS STEEL	OTHER		
1	B		10'		X					X			PROVIDE LEVEL LANDING IN FRONT OF PRIVATE ENTRANCE. PROTECT IN PLACE CURB INLET.
2	B		10'		X					X			REQUIRES 4' SEPARATION AT BOTH SIDE OF THE DRIVEWAYS. PROTECT IN PLACE ELECTRICAL POLE. THE POLE CAN BE WITHIN THE RAMP FLARE. INSTALL SINGLE FLARE TO THE RIGHT OF CURB OPENING.
3	A		10'	X						X	X		
4	A		10'	X						X	X		PROTECT IN PLACE FIRE HYDRANT. RELOCATE TRAFFIC SIGN POLE AS NECESSARY PER SDM-104
5	A		10'		X					X			
6	C2		10'		X					X			REPLACE STREET SIGN POST PER SDM-104
7	B		10'		X					X			INSTALL SINGLE FLARE ON NORTH (DRIVEWAY) SIDE OF RAMP RUN.
8	B		10'		X					X			INSTALL SINGLE FLARE ON NORTH SIDE OF RAMP RUN.
9	B		10'		X					X			ENSURE 4' SEPARATION FROM ADJACENT DRIVEWAYS.
10	C2		10'		X					X	X		ENSURE 4' SEPARATION FROM ADJACENT DRIVEWAYS.
11	C2		10'		X					X			ENSURE 4' SEPARATION FROM ADJACENT DRIVEWAYS. REPLACE AND RELOCATE TRAFFIC SIGN POLE PER SDM-104. RELOCATE STOP LIMIT LINE BEFORE CURB RAMP. PROTECT IN PLACE THE EXISTING UNDERDRAIN PIPE (D-27), RELOCATE IF NEEDED.
12	C2		10'		X					X	X		
13	B		10'		X					X			
14	B		10'		X					X			ENSURE 4' SEPARATION FROM ADJACENT DRIVEWAY.
15	C2		10'	X						X	X		



MAP 1



REMOVE EXISTING CROSS GUTTER AND INSTALL NEW CROSS GUTTER PER SDG-157

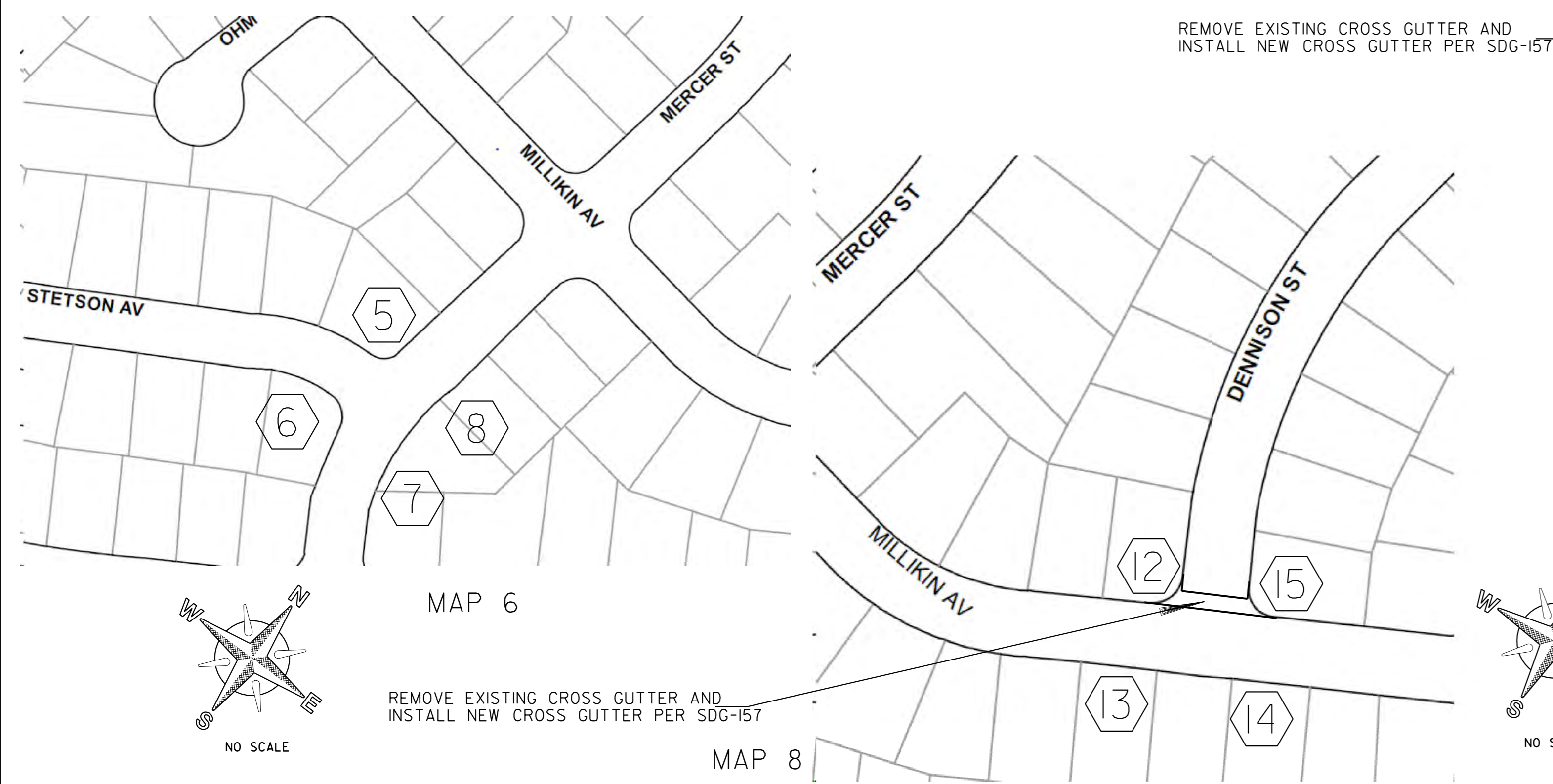
GENERAL CURB RAMP NOTES:

1. THE DETECTABLE WARNING TILES SHALL BE PER THE CITY'S APPROVED MATERIALS LIST.
2. CONTRACTOR MAY USE NON-STAINLESS MATERIAL PER CITY'S AML IF THE DWT HAS TO BE TRIMMED TO CONFORM TO THE CURB RAMP CONFIGURATION.
3. THE DESIGN OF THE CURB RAMP SHALL NOT AFFECT THE DRAINAGE PATTERN ON THE STREET.
4. CONTRACTOR SHALL REPLACE, LIFTED, DAMAGED OR MISSING SIDEWALK PANELS WITHIN THE ENTIRE CURB RETURN AND ALONG THE IMMEDIATE SIDEWALK AREAS LEADING TO THE CURB RETURN.
5. COUNTER SLOPES (CURB RAMP SLOPE PLUS STREET SLOPE) WHEN ADDED CANNOT EXCEED 13% WITH THE EXCEPTION OF A TYPE C2 AND C1. ADJUST THE SLOPE OF THE MAIN RAMP AND/OR STREET IF THE COUNTER SLOPE EXCEEDS 5.0%.
6. PROTECT AND KEEP ALL HISTORIC STAMPS WITHIN CORNER SIDEWALKS.
7. CONTRACTOR TO USE THE SAME EXISTING SIDEWALK CONCRETE COLOR ON THE SIDEWALK PANELS AND CURB RAMP. MATCH APPROVED COLOR PER COMMUNITY PLAN.
8. CONTRACTOR SHALL STAMP EACH CURB RAMP INSTALLED.

LEGEND

- ⑧ CURB RAMP NO's
- EX UTILITY POLE
- EX FIRE HYDRANT
- T EX TREE
- ↓ EX STREET SIGN
- ▲ EX CURB RAMP
- ◇ EX STREET LIGHT
- ⊕ PROP BARRICADE

PROPOSED CURB RAMPS PER STANDARD DRAWINGS:
 EXISTING HISTORICAL STAMP OR IMPRESSION PLACEMENT SDG-115
 DETECTABLE WARNING TILES SDG-130
 GENERAL CURB RAMP NOTES SDG-131
 CURB RAMP - TYPE A SDG-132
 CURB RAMP - TYPE B SDG-133
 DUAL CURB RAMPS SDG-134
 CURB RAMP - TYPE C1 AND C2 SDG-135
 CURB RAMPS - ADDITIONAL DETAILS SDG-136
 CURB RAMP - TYPE D SDG-137
 PEDESTRIAN ISLAND AND CUT-THROUGH DETAILS SDG-139
 PROTECTIVE RAILING AT CURB RAMPS SDG-140
 CONCRETE CURB, GUTTER, SIDEWALK AND PAVEMENT REMOVAL AND REPLACEMENT SDG-156


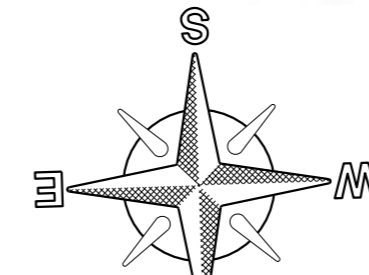
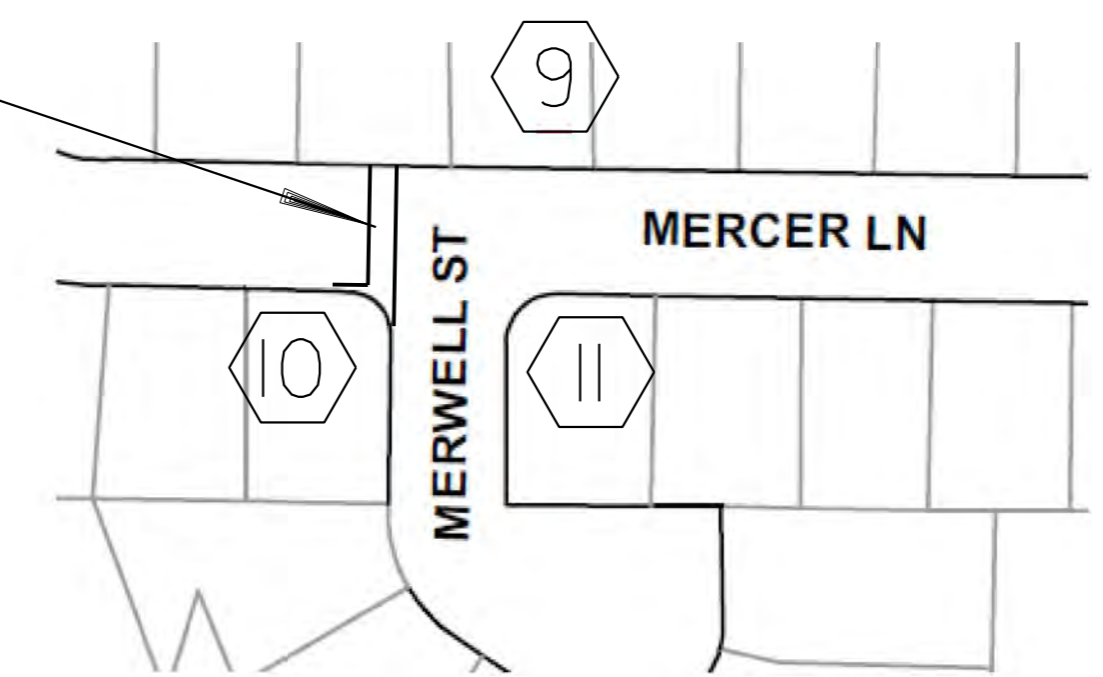


MAP 6

REMOVE EXISTING CROSS GUTTER AND INSTALL NEW CROSS GUTTER PER SDG-157

MAP 8

MAP 7



MAPS FOR THE CONSTRUCTION OF UNIVERSITY CITY IMPROV 2 CURB RAMP LOCATIONS

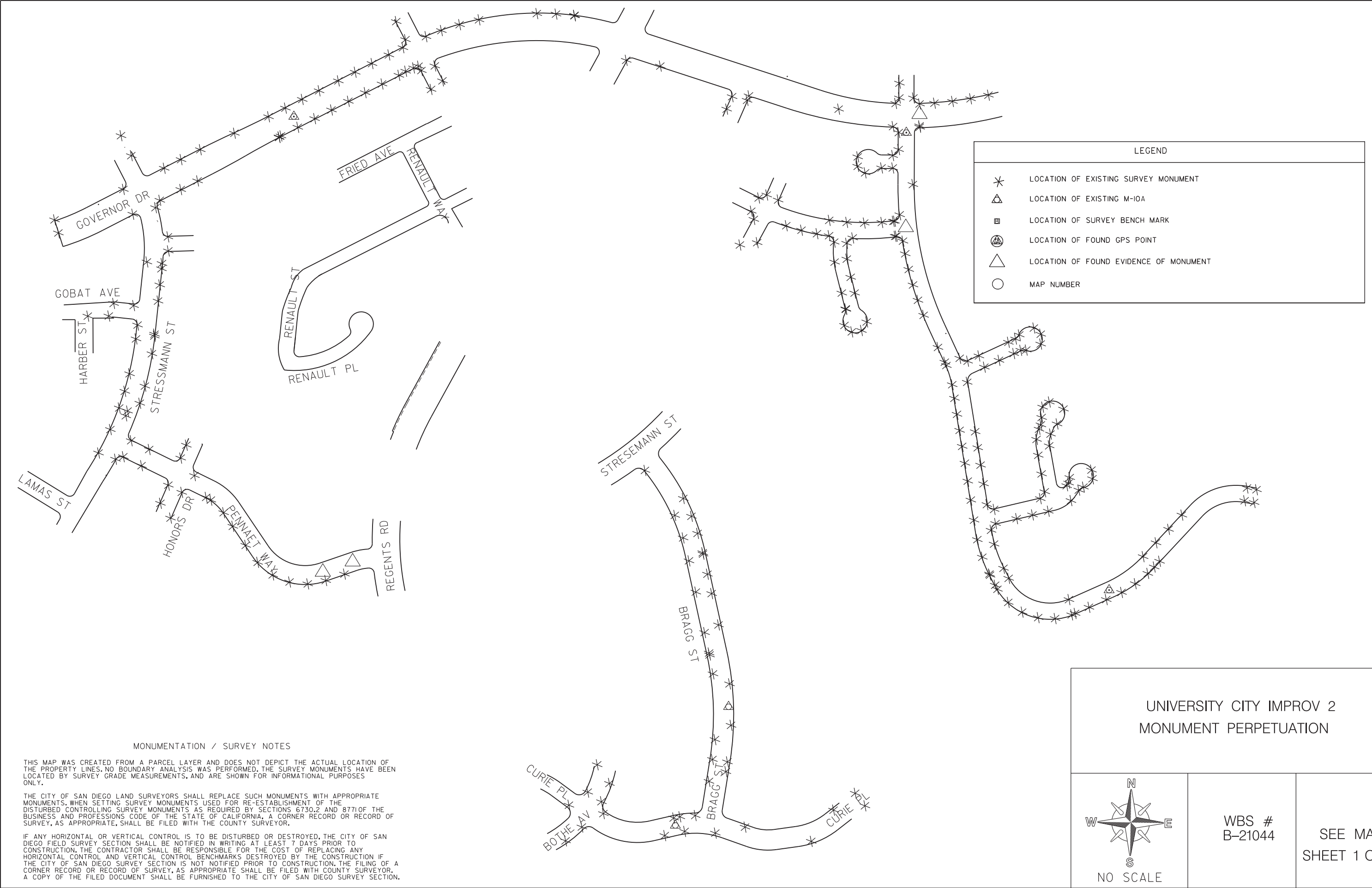


WBS # B-21044

MAP NO. 1 OF 1

CURB RAMP LOCATIONS

SURVEY MONUMENT SHEETS



LEGEND	
*	LOCATION OF EXISTING SURVEY MONUMENT
△	LOCATION OF EXISTING M-IOA
■	LOCATION OF SURVEY BENCH MARK
⊗	LOCATION OF FOUND GPS POINT
△	LOCATION OF FOUND EVIDENCE OF MONUMENT
○	MAP NUMBER

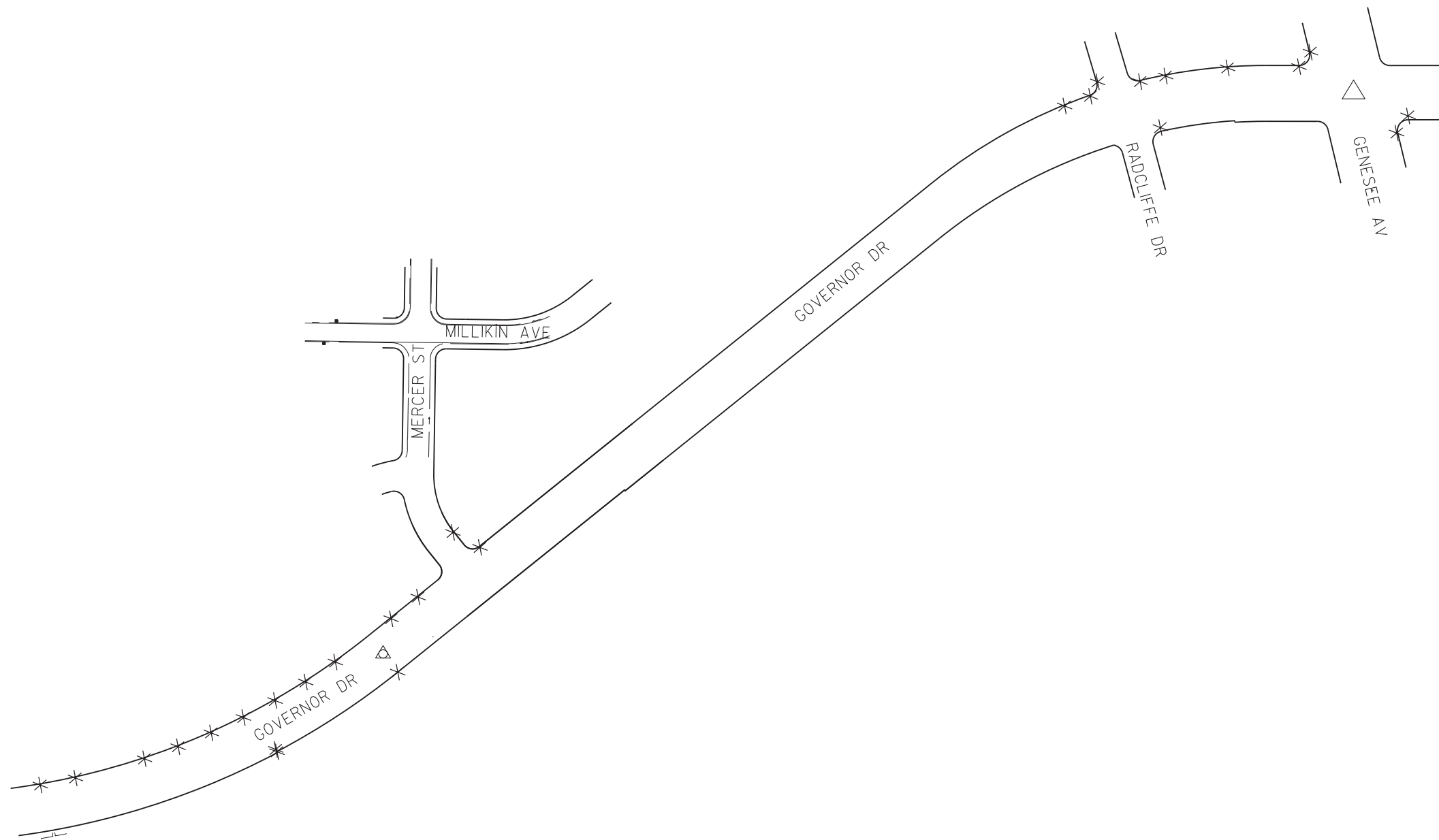
MONUMENTATION / SURVEY NOTES

THIS MAP WAS CREATED FROM A PARCEL LAYER AND DOES NOT DEPICT THE ACTUAL LOCATION OF THE PROPERTY LINES. NO BOUNDARY ANALYSIS WAS PERFORMED. THE SURVEY MONUMENTS HAVE BEEN LOCATED BY SURVEY GRADE MEASUREMENTS, AND ARE SHOWN FOR INFORMATIONAL PURPOSES ONLY.

THE CITY OF SAN DIEGO LAND SURVEYORS SHALL REPLACE SUCH MONUMENTS WITH APPROPRIATE MONUMENTS. WHEN SETTING SURVEY MONUMENTS USED FOR RE-ESTABLISHMENT OF THE DISTURBED CONTROLLING SURVEY MONUMENTS AS REQUIRED BY SECTIONS 6730.2 AND 8771 OF THE BUSINESS AND PROFESSIONS CODE OF THE STATE OF CALIFORNIA, A CORNER RECORD OR RECORD OF SURVEY, AS APPROPRIATE, SHALL BE FILED WITH THE COUNTY SURVEYOR.

IF ANY HORIZONTAL OR VERTICAL CONTROL IS TO BE DISTURBED OR DESTROYED, THE CITY OF SAN DIEGO FIELD SURVEY SECTION SHALL BE NOTIFIED IN WRITING AT LEAST 7 DAYS PRIOR TO CONSTRUCTION. THE CONTRACTOR SHALL BE RESPONSIBLE FOR THE COST OF REPLACING ANY HORIZONTAL CONTROL AND VERTICAL CONTROL BENCHMARKS DESTROYED BY THE CONSTRUCTION IF THE CITY OF SAN DIEGO SURVEY SECTION IS NOT NOTIFIED PRIOR TO CONSTRUCTION. THE FILING OF A CORNER RECORD OR RECORD OF SURVEY, AS APPROPRIATE SHALL BE FILED WITH COUNTY SURVEYOR. A COPY OF THE FILED DOCUMENT SHALL BE FURNISHED TO THE CITY OF SAN DIEGO SURVEY SECTION.

UNIVERSITY CITY IMPROV 2 MONUMENT PERPETUATION		
<p>NO SCALE</p>	<p>WBS # B-21044</p>	<p>SEE MAP SHEET 1 OF 2</p>



MONUMENTATION / SURVEY NOTES

THIS MAP WAS CREATED FROM A PARCEL LAYER AND DOES NOT DEPICT THE ACTUAL LOCATION OF THE PROPERTY LINES. NO BOUNDARY ANALYSIS WAS PERFORMED. THE SURVEY MONUMENTS HAVE BEEN LOCATED BY SURVEY GRADE MEASUREMENTS, AND ARE SHOWN FOR INFORMATIONAL PURPOSES ONLY.

THE CITY OF SAN DIEGO LAND SURVEYORS SHALL REPLACE SUCH MONUMENTS WITH APPROPRIATE MONUMENTS WHEN SETTING SURVEY MONUMENTS USED FOR RE-ESTABLISHMENT OF THE DISTURBED CONTROLLING SURVEY MONUMENTS AS REQUIRED BY SECTIONS 6730.2 AND 8771 OF THE BUSINESS AND PROFESSIONS CODE OF THE STATE OF CALIFORNIA. A CORNER RECORD OR RECORD OF SURVEY, AS APPROPRIATE, SHALL BE FILED WITH THE COUNTY SURVEYOR.

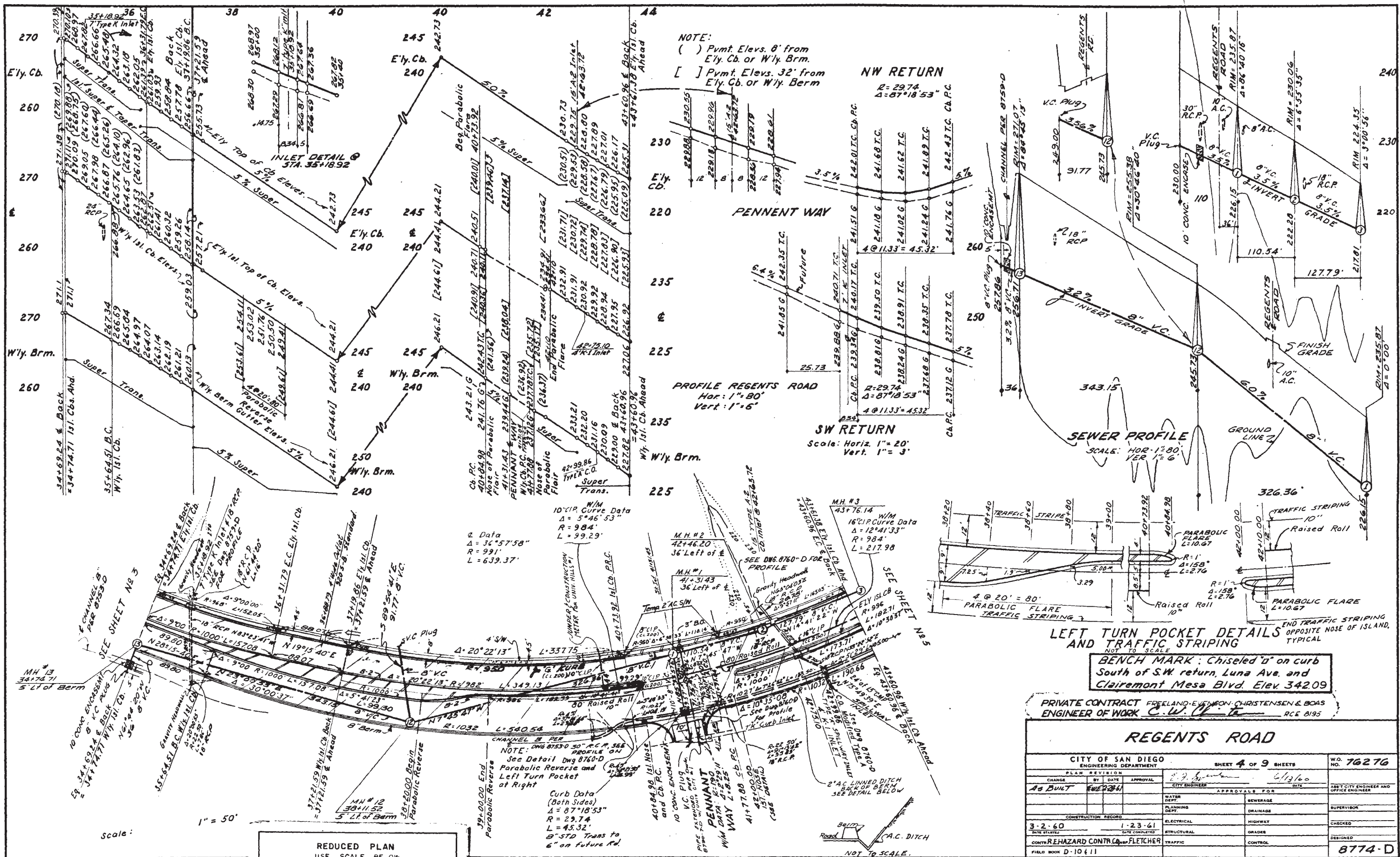
IF ANY HORIZONTAL OR VERTICAL CONTROL IS TO BE DISTURBED OR DESTROYED, THE CITY OF SAN DIEGO FIELD SURVEY SECTION SHALL BE NOTIFIED IN WRITING AT LEAST 7 DAYS PRIOR TO CONSTRUCTION. THE CONTRACTOR SHALL BE RESPONSIBLE FOR THE COST OF REPLACING ANY HORIZONTAL CONTROL AND VERTICAL CONTROL BENCHMARKS DESTROYED BY THE CONSTRUCTION IF THE CITY OF SAN DIEGO SURVEY SECTION IS NOT NOTIFIED PRIOR TO CONSTRUCTION. THE FILING OF A CORNER RECORD OR RECORD OF SURVEY, AS APPROPRIATE SHALL BE FILED WITH COUNTY SURVEYOR. A COPY OF THE FILED DOCUMENT SHALL BE FURNISHED TO THE CITY OF SAN DIEGO SURVEY SECTION.

LEGEND	
	LOCATION OF EXISTING SURVEY MONUMENT
	LOCATION OF EXISTING M-IOA
	LOCATION OF SURVEY BENCH MARK
	LOCATION OF FOUND GPS POINT
	LOCATION OF FOUND EVIDENCE OF MONUMENT
	MAP NUMBER

UNIVERSITY CITY IMPROV 2 MONUMENT PERPETUATION		
 NO SCALE	WBS # B-21044	SEE MAP SHEET 2 OF 2

MONUMENT PERPETUATION

AS-BUILT RECORD DRAWINGS



NOTE:
 () Pmnt. Elev. 0' from
 E'ly. Cb. or W'ly. Brm.
 [] Pmnt. Elev. 32' from
 E'ly. Cb. or W'ly. Brm.

NW RETURN
 R=29.74
 Δ=87°18'53"

SW RETURN
 Scale: Horiz. 1"=20'
 Vert. 1"=3'

SEWER PROFILE
 SCALE: HOR: 1"=80'
 VER: 1"=6'

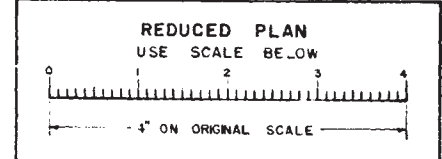
LEFT TURN POCKET DETAILS
 AND TRAFFIC STRIPING
 NOT TO SCALE

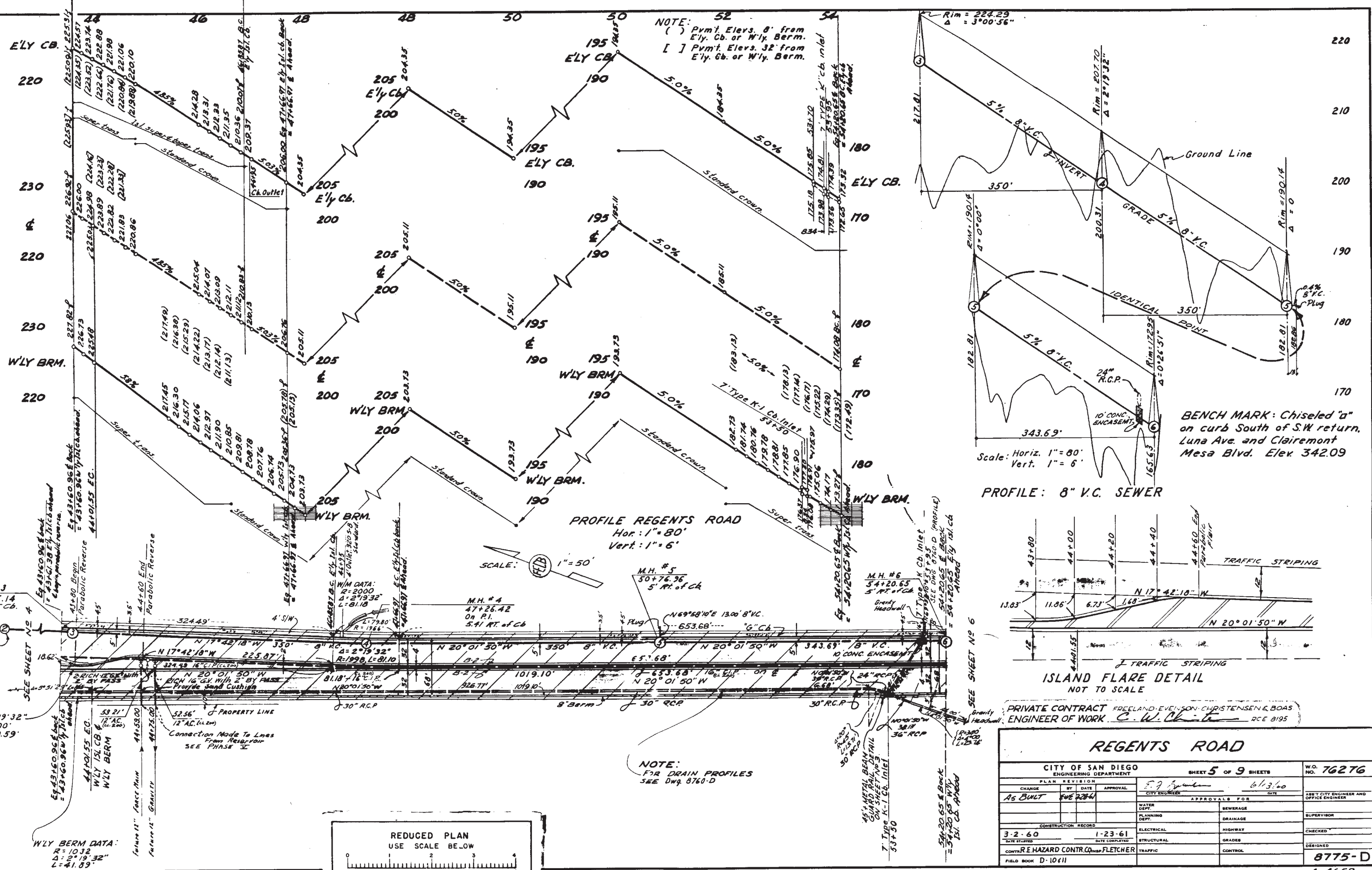
BENCH MARK: Chiseled 'd' on curb
 South of S.W. return, Luna Ave. and
 Clairemont Mesa Blvd. Elev. 342.09

PRIVATE CONTRACT FREELAND-EMMON-CHRISTENSEN & BOAS
 ENGINEER OF WORK C.W. Fletcher RCE 8195

REGENTS ROAD

CITY OF SAN DIEGO ENGINEERING DEPARTMENT		SHEET 4 OF 9 SHEETS		W.D. NO. 76276
PLAN REVISION				
CHANGE	BY	DATE	APPROVAL	
AS BUILT	FWP	2/26/61	[Signature]	6/13/60
APPROVALS FOR			DATE	
WATER DEPT.	SEWERAGE	PLANNING DEPT.	DRAINAGE	ABST. CITY ENGINEER AND OFFICE ENGINEER
CONSTRUCTION RECORD	ELECTRICAL	HIGHWAY	CHECKED	SUPERVISOR
3-2-60	1-23-61	STRUCTURAL	GRADES	
CONTR. REHAZARD CONTR. CO. & FLETCHER	TRAFFIC	CONTROL	DESIGNED	
FIELD BOOK D-10411				8774-D



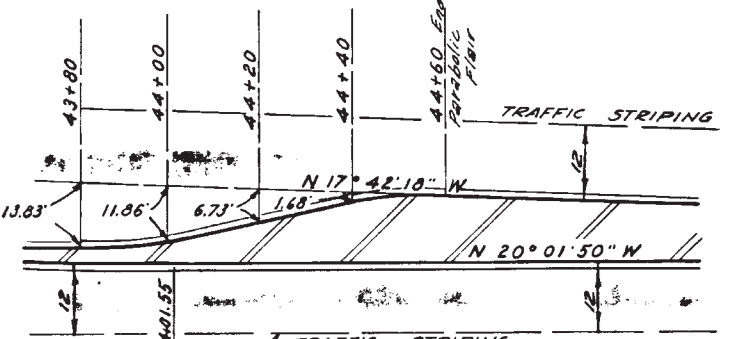


NOTE:
 () Pvm't. Elevs. 8' from E'ly. Cb. or W'ly. Berm.
 [] Pvm't. Elevs. 32' from E'ly. Cb. or W'ly. Berm.

PROFILE REGENTS ROAD
 Hor: 1" = 80'
 Vert: 1" = 6'

SCALE: 1" = 50'

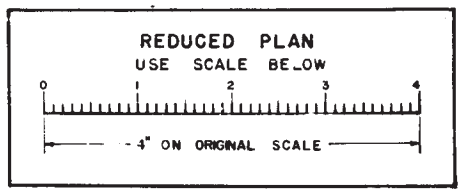
PROFILE: 8" V.C. SEWER



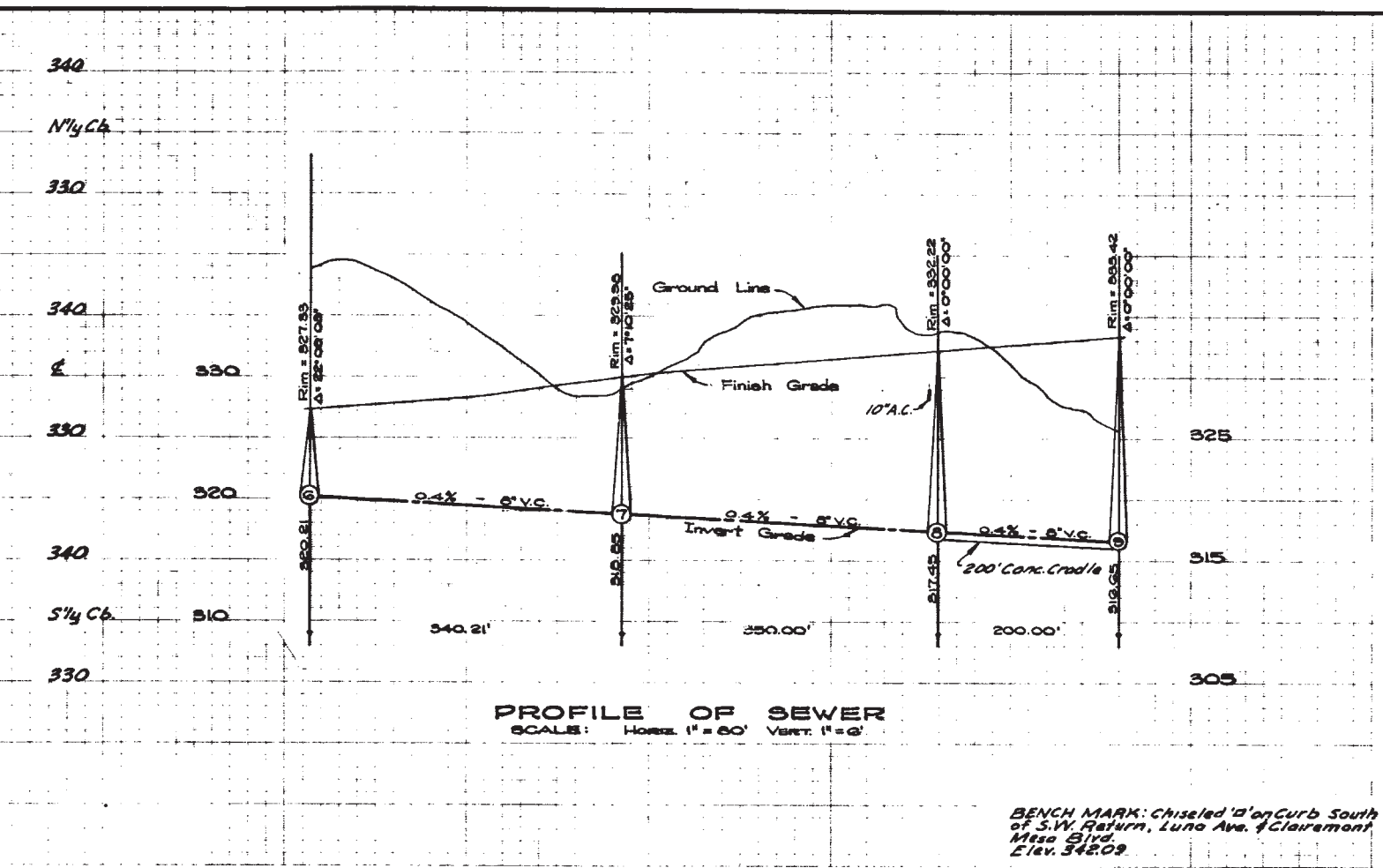
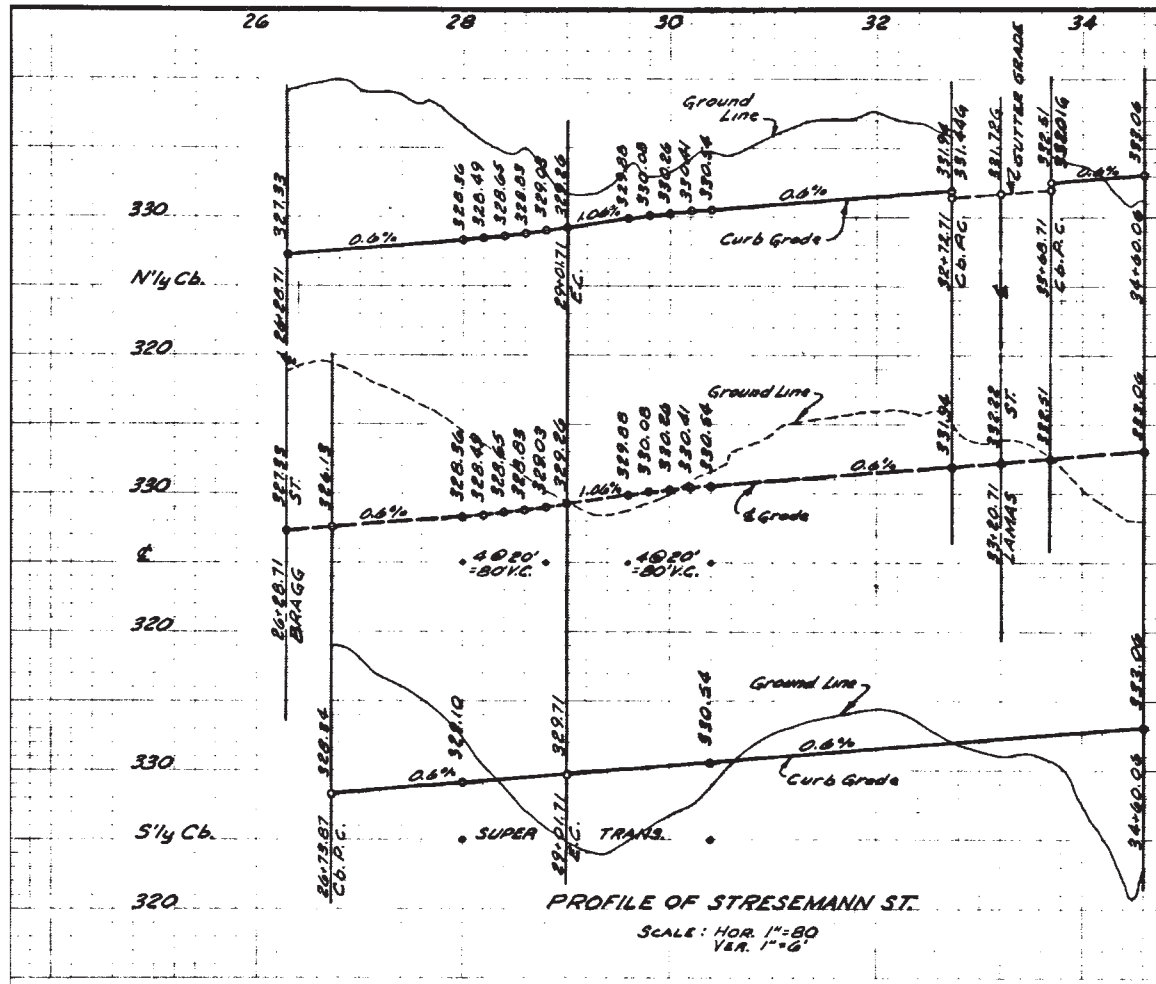
ISLAND FLARE DETAIL
 NOT TO SCALE

PRIVATE CONTRACT FREELAND-EVENSON-CHRISTENSEN & BOAS
 ENGINEER OF WORK *C.W. Christensen* RCE 8195

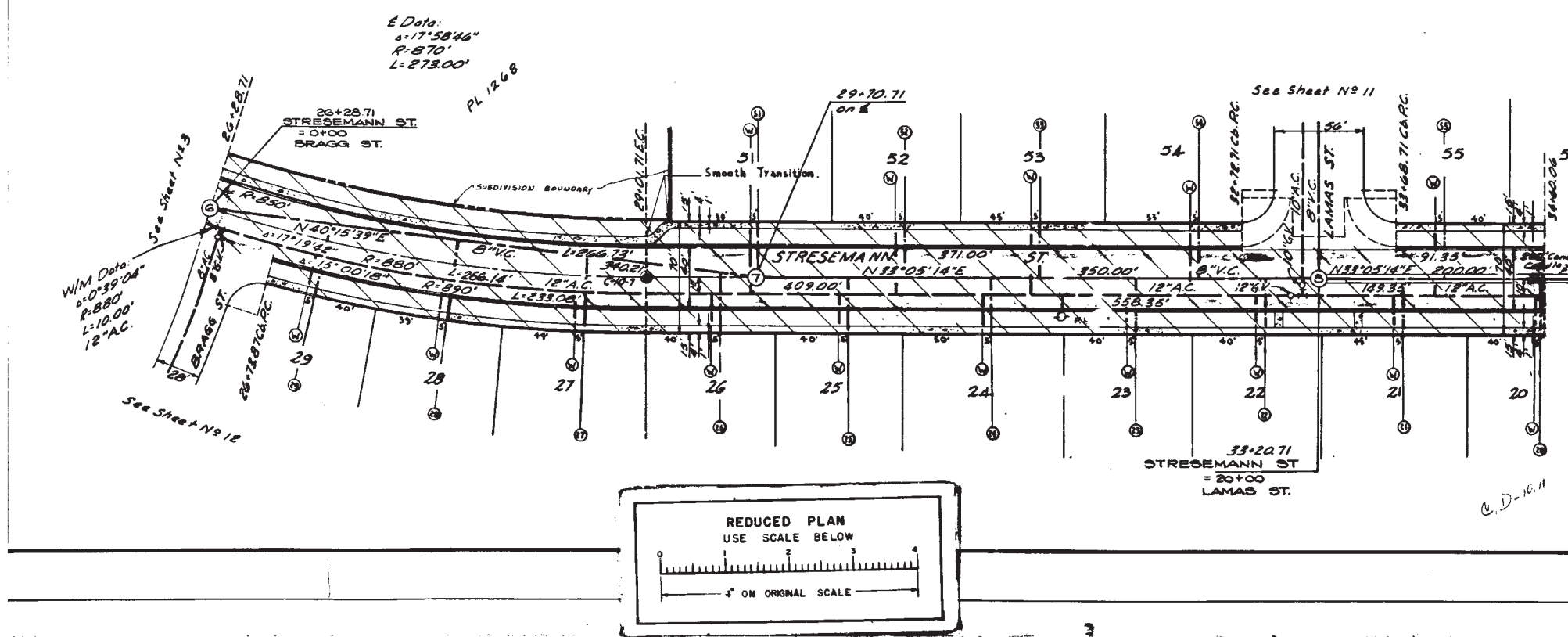
CITY OF SAN DIEGO ENGINEERING DEPARTMENT				SHEET 5 OF 9 SHEETS		W.O. NO. 76276
PLAN	REVISION	DATE	APPROVAL	DATE	DATE	DATE
AS BUILT	EVE 2004			6/13/60		
CONSTRUCTION RECORD			APPROVALS FOR			ASST. CITY ENGINEER AND OFFICE ENGINEER
DATE STARTED			DATE COMPLETED			SUPERVISOR
3-2-60			1-23-61			CHECKED
CONTR. R. HAZARD CONTR. CO. INC. FLETCHER			ELECTRICAL			DESIGNED
FIELD BOOK D-10411			HIGHWAY			
			STRUCTURAL			
			TRAFFIC			
			SEWERAGE			
			DRAINAGE			
			GRADES			
			CONTROL			
						8775-D



NOTE:
 FOR DRAIN PROFILES
 SEE DWG. 8760-D



BENCH MARK: Chiseled 'd' on Curb South of S.W. Return, Luna Ave. & Clairmont Mesa Blvd. Elev. 342.09



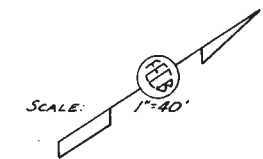
UNIVERSITY CITY UNIT NO. 1 **STRESEMANN ST.**

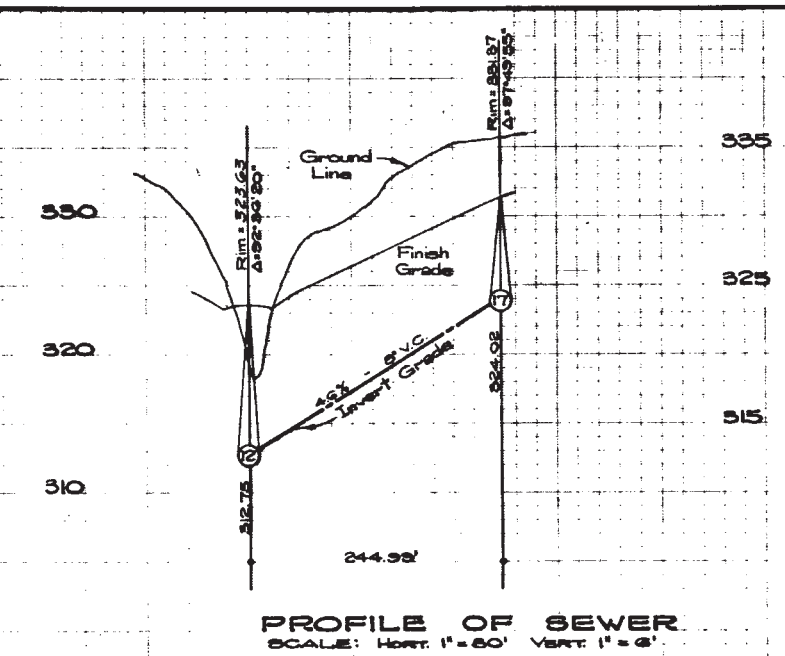
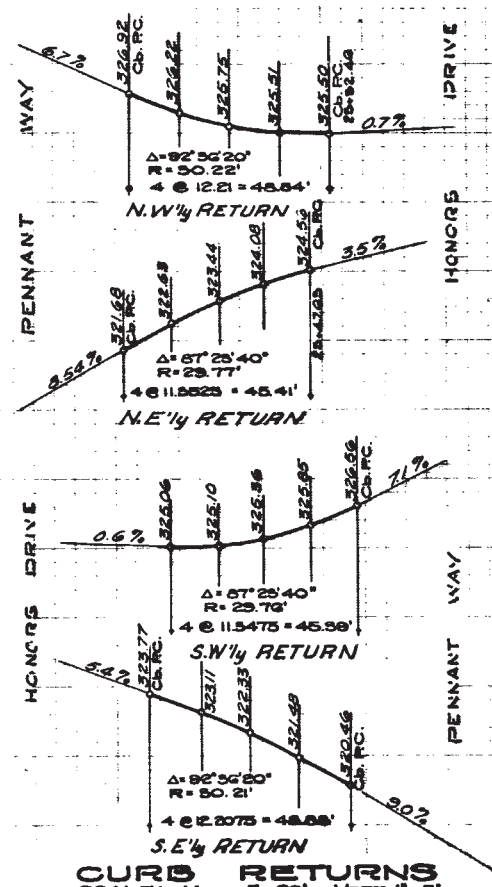
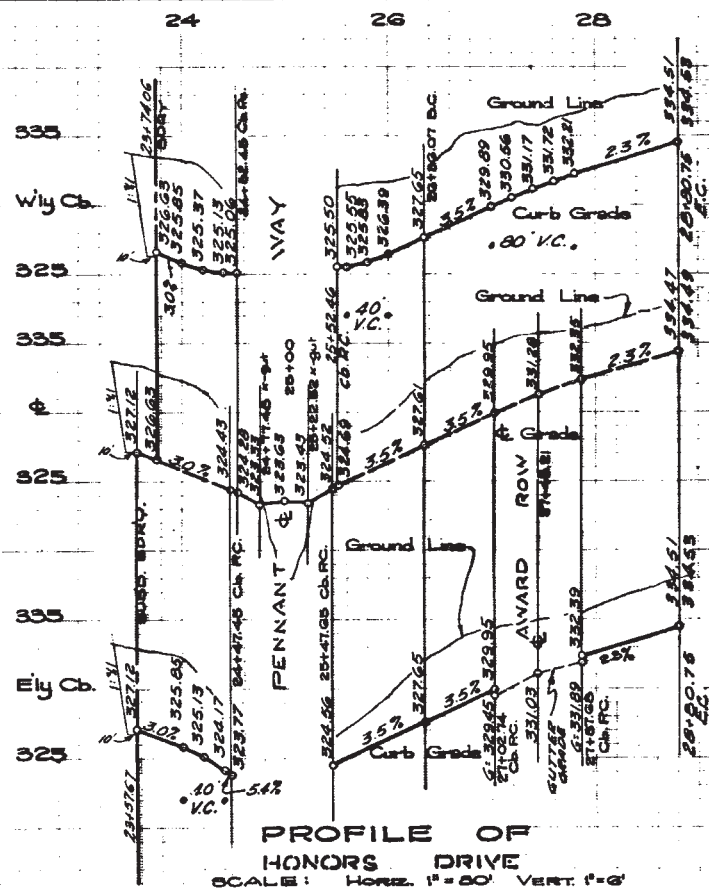
CITY OF SAN DIEGO ENGINEERING DEPARTMENT SHEET 4 OF 12 SHEETS W.O. NO. 76337

CHANGE	BY	DATE	APPROVAL	APPROVALS FOR
As Built	D.S.	9/16/60	E.F. [Signature]	June 1, 1960
CONSTRUCTION RECORD				APPROVALS FOR
DATE PLANNED	DATE COMPLETED	CONTRACTOR	ENGINEER	CITY
4-1-60	6-5-61	REHAZARD CONSTRUCTION COMPANY	FLETCHER	
FIELD BOOK C-106 D-10				

WATER DEPT.	SEWERAGE	SUPERVISOR
PLANNING DEPT.	DRAINAGE	CHECKED
ELECTRICAL	HIGHWAY	CHECKED
STRUCTURAL	GRADES	CHECKED
TRAFFIC	CONTROL	DESIGNED

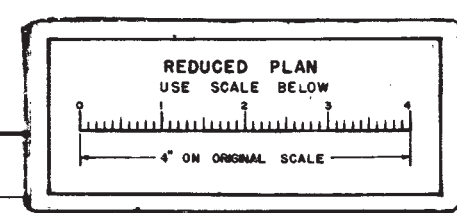
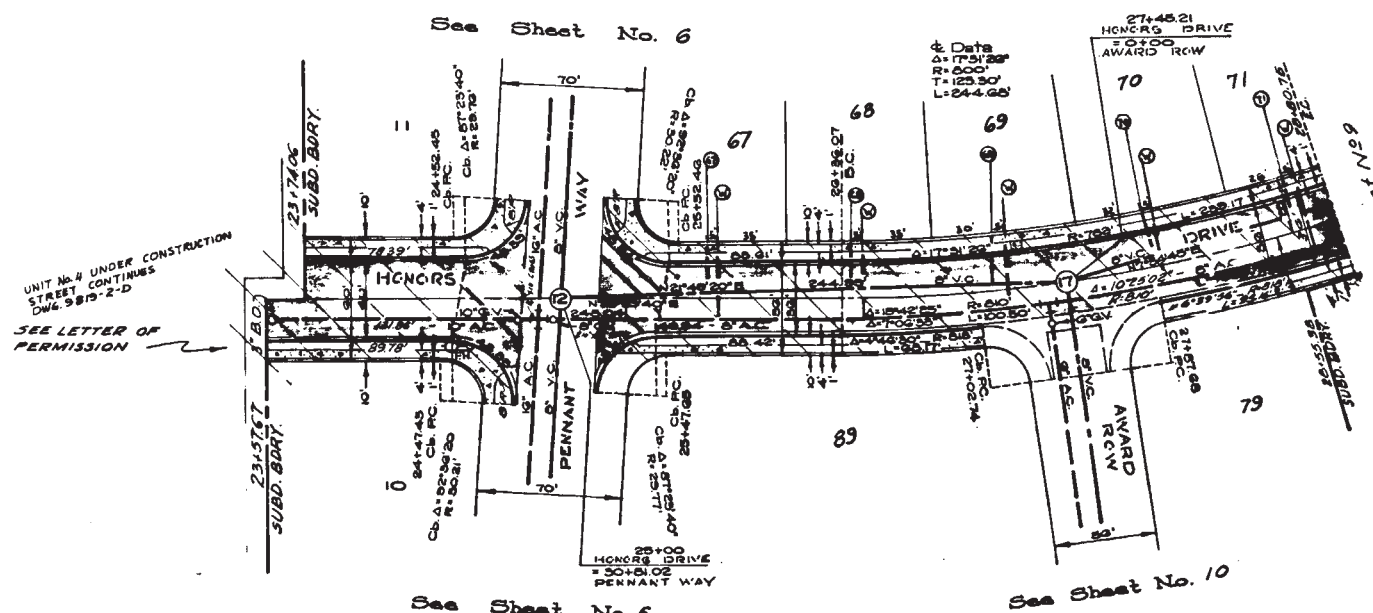
8798-4-D





BENCH MARK: Chiseled 'B' on Curb South of S.W. Return, Lugo Ave. & Clairmont Mesa Blvd. Elev. 3+2.09

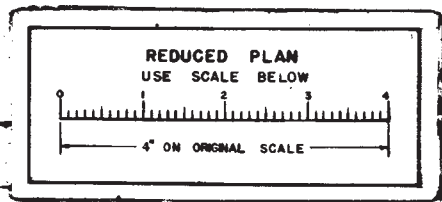
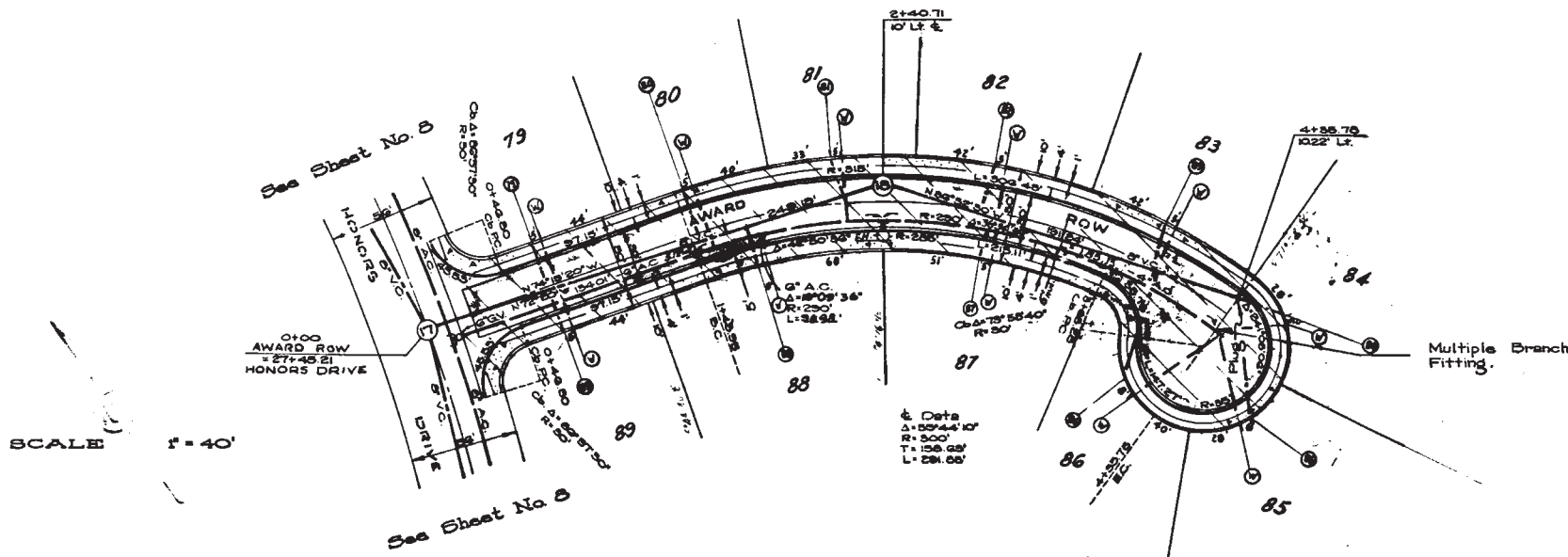
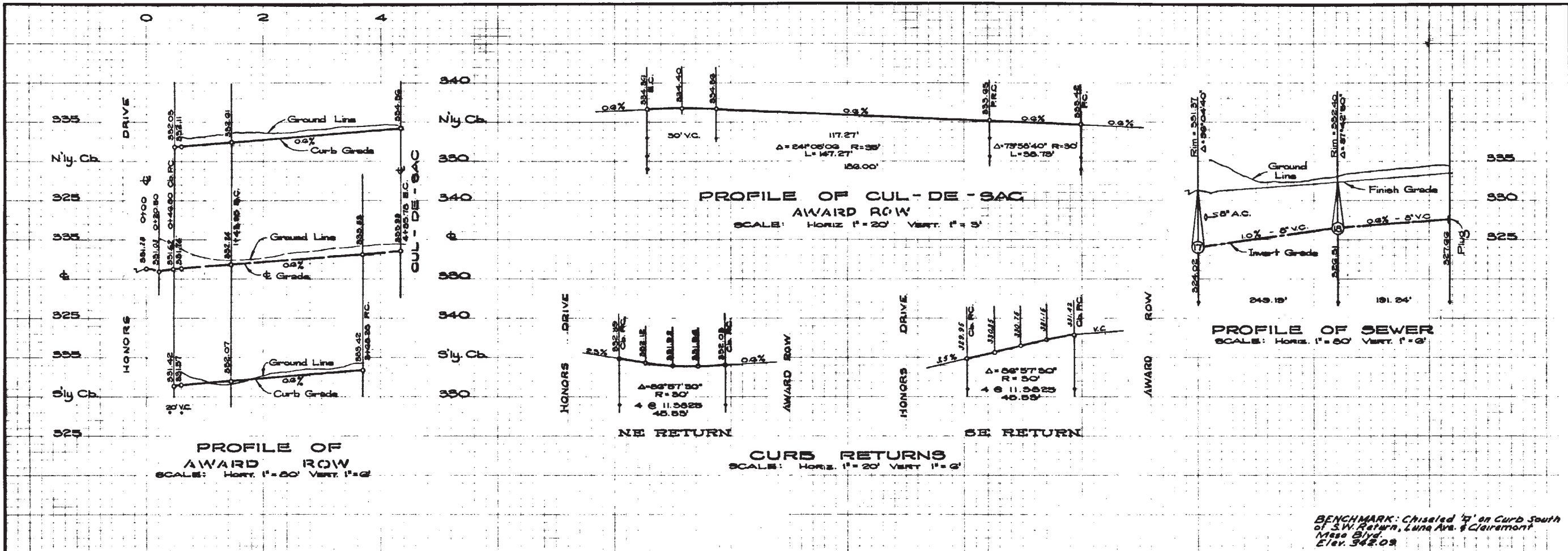
UNIVERSITY CITY UNIT NO. 4



CONTRA
C.W. [Signature]

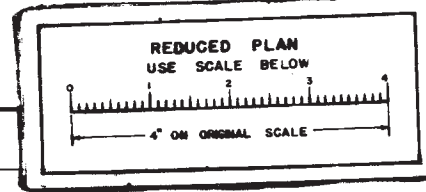
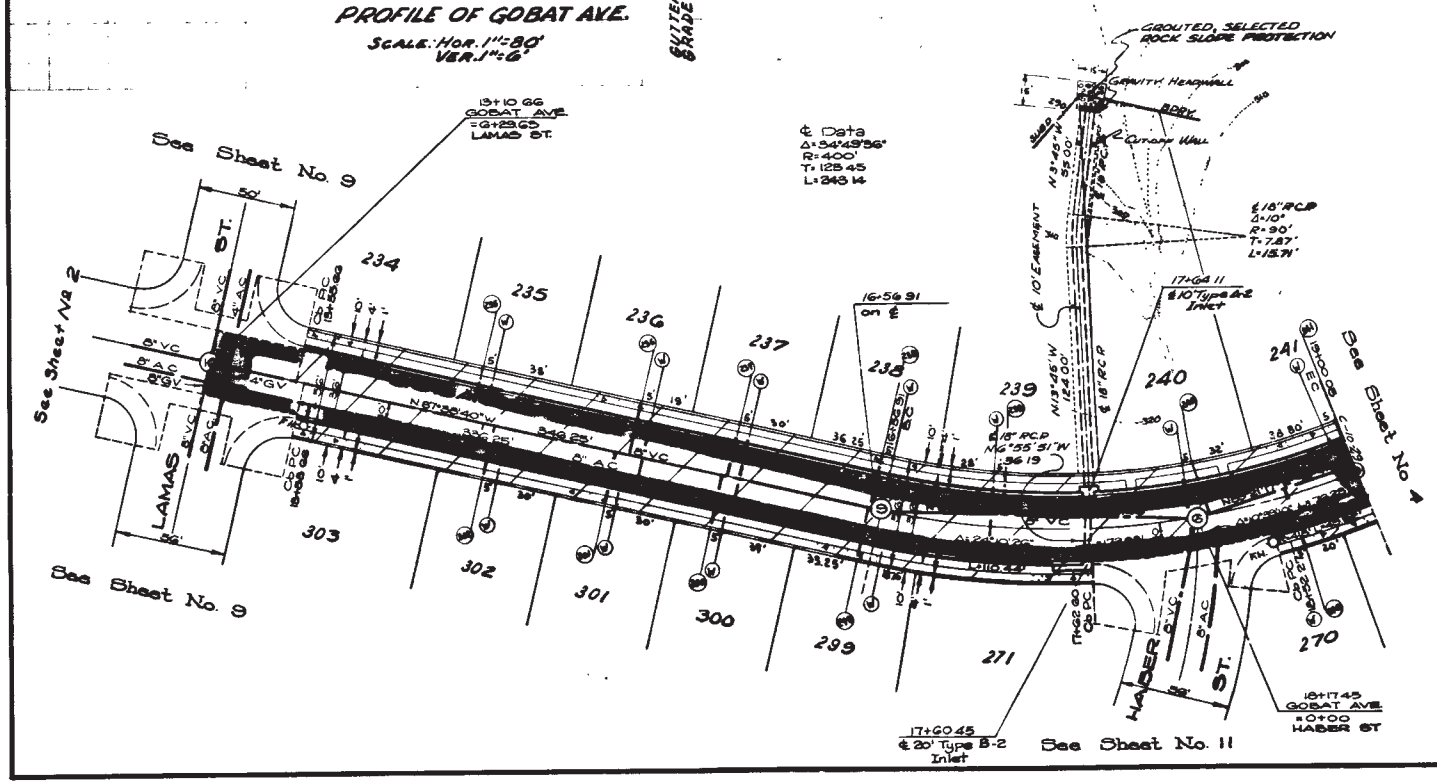
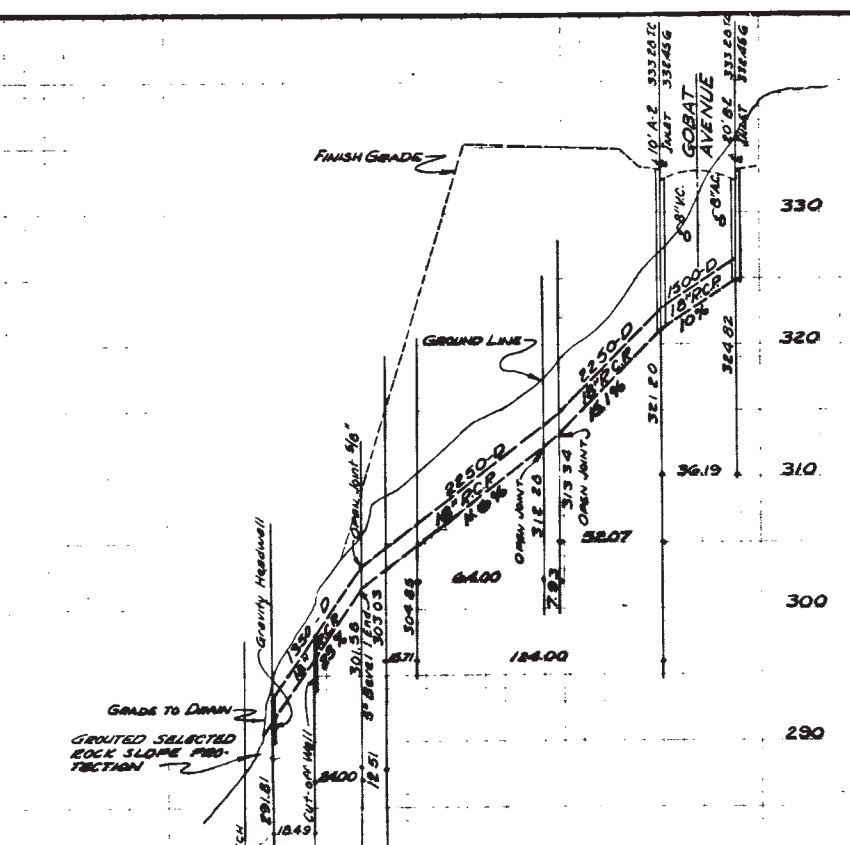
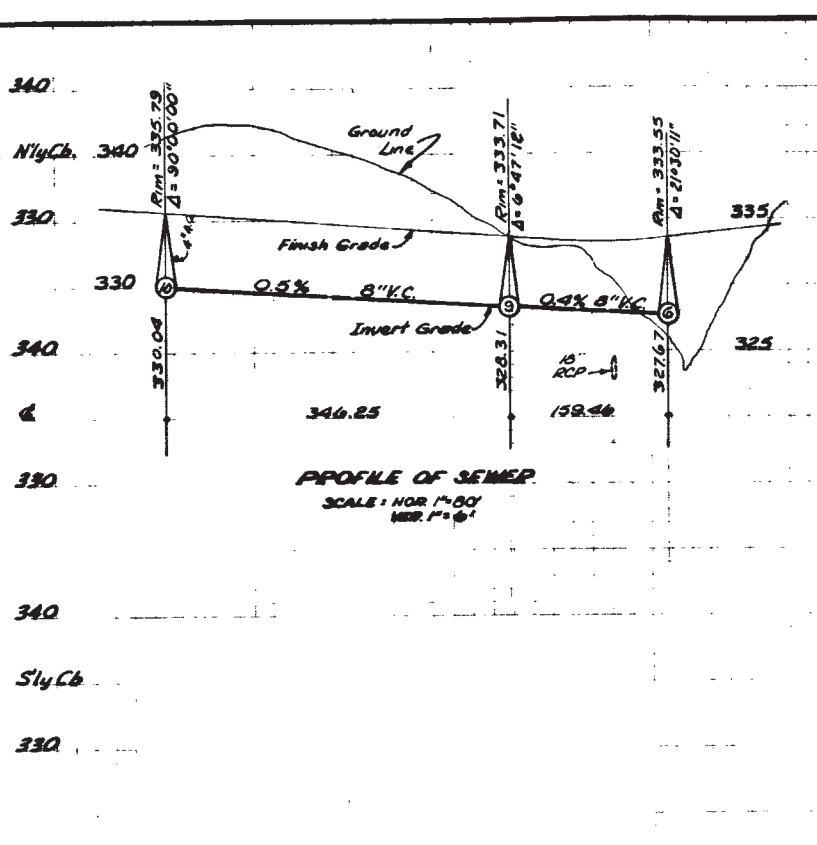
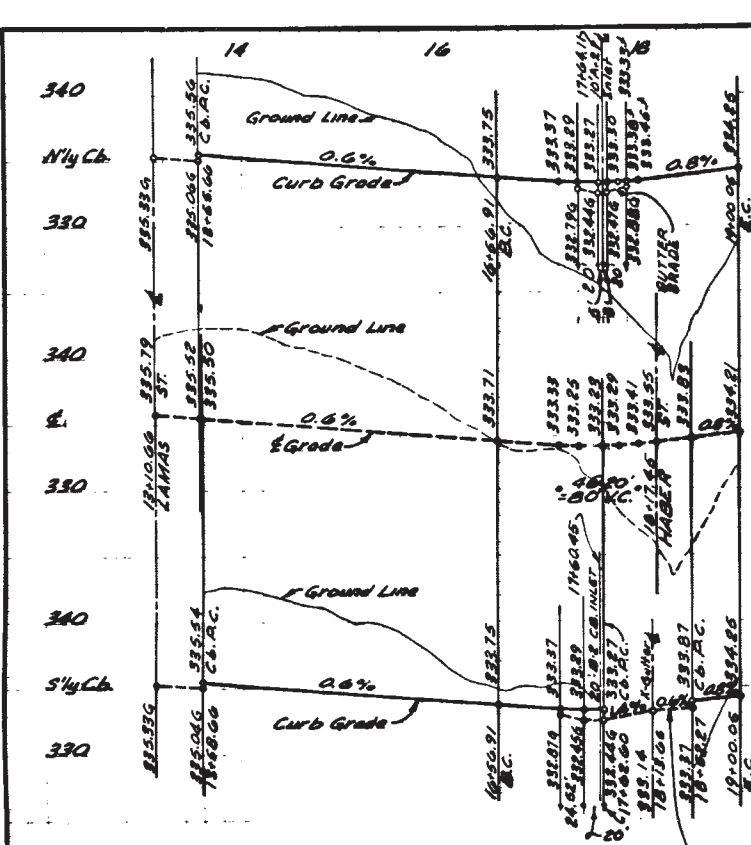
UNIVERSITY CITY UNIT No. 1		HONORS DRIVE	
CITY OF SAN DIEGO ENGINEERING DEPARTMENT		SHEET 3 OF 12 SHEETS	
W.D. NO. 76337			
PLAN REVISION		APPROVALS FOR DATE	
CHANGE	BY DATE APPROVAL	CITY ENGINEER	DATE
		[Signature]	June 1, 1960
CONSTRUCTION RECORD		APPROVALS FOR DATE	
DATE STARTED	DATE COMPLETED	PLANNING DEPT.	SEWERAGE
4-1-60	6-5-61	ELECTRICAL	HIGHWAY
CONTRACTOR: R. HAZARD CONTRS. CO., INC. FLETCHER		STRUCTURAL	GRADES
FIELD BOOK C-10 & D-10		TRAFFIC	CONTROL
		SUPERVISOR	
		CHECKED [Signature]	
		DESIGNED	
		8790-8D	

MICROFILMED
MAY 25 1963



UNIVERSITY CITY UNIT No. 1		AWARD ROW		NO. 76337
CITY OF SAN DIEGO ENGINEERING DEPARTMENT				SHEET 10 OF 12 SHEETS
CHANGE	BY	DATE	APPROVAL	APPROVALS FOR
As Built	D. J. [Signature]			
CONSTRUCTION RECORDS		APPROVALS FOR		
4-1-60	6-5-61	ELECTRICAL	SEWERAGE	
CONTR. REHAZARD CONTR. COMP. FLETCHER	TRAFFIC	STRUCTURAL	DRAINAGE	
FIELD BOOK C-10 1 D-10	CONTROL			
				DESIGNED 8790 10 D

MICROFILMED
A-4774
MAY 23 1963

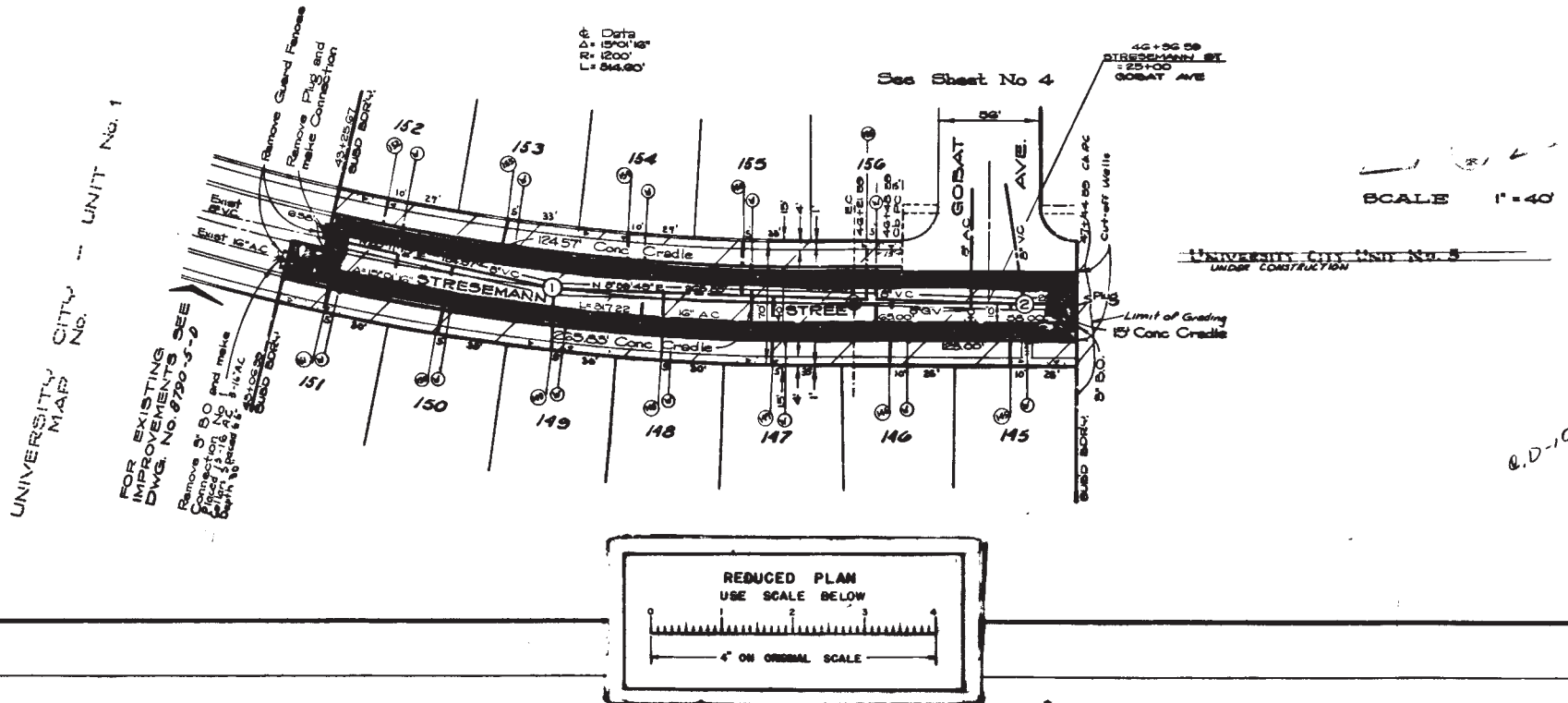
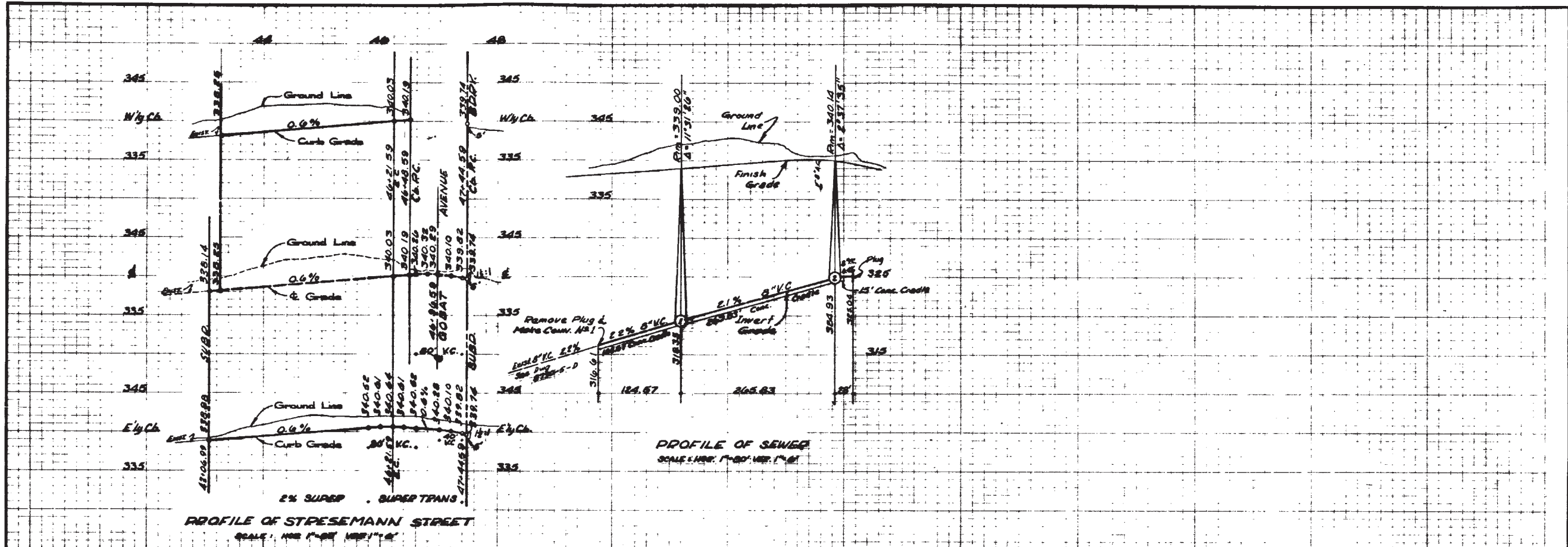


B.M. Chiseled on curb South end of Sw Return, Lumb Ave & Clearmont Mesa Blvd., Elev. 342.09.

UNIVERSITY CITY		GOBAT AVENUE	
UNIT No. 2		SHEET 3 OF 13 SHEETS	
CITY OF SAN DIEGO		NO. 76338	
ENGINEERING DEPARTMENT		DATE: July 8, 1960	
DESIGNED BY: <i>As Built</i>	DATE: 2/1/46	APPROVED BY: <i>[Signature]</i>	DATE: 7/8/60
CONSTRUCTION RECORD	8-30-61	APPROVALS FOR:	
WATER DEPT.		REVENUE	
PLANNING DEPT.		DRAINAGE	
ELECTRICAL		HIGHWAY	
STRUCTURAL		GRADES	
TRAFFIC CONTROL		CONTROL	
FIELD BOOK C-10, D-10			9694-3-D

MICROFILMED A4806

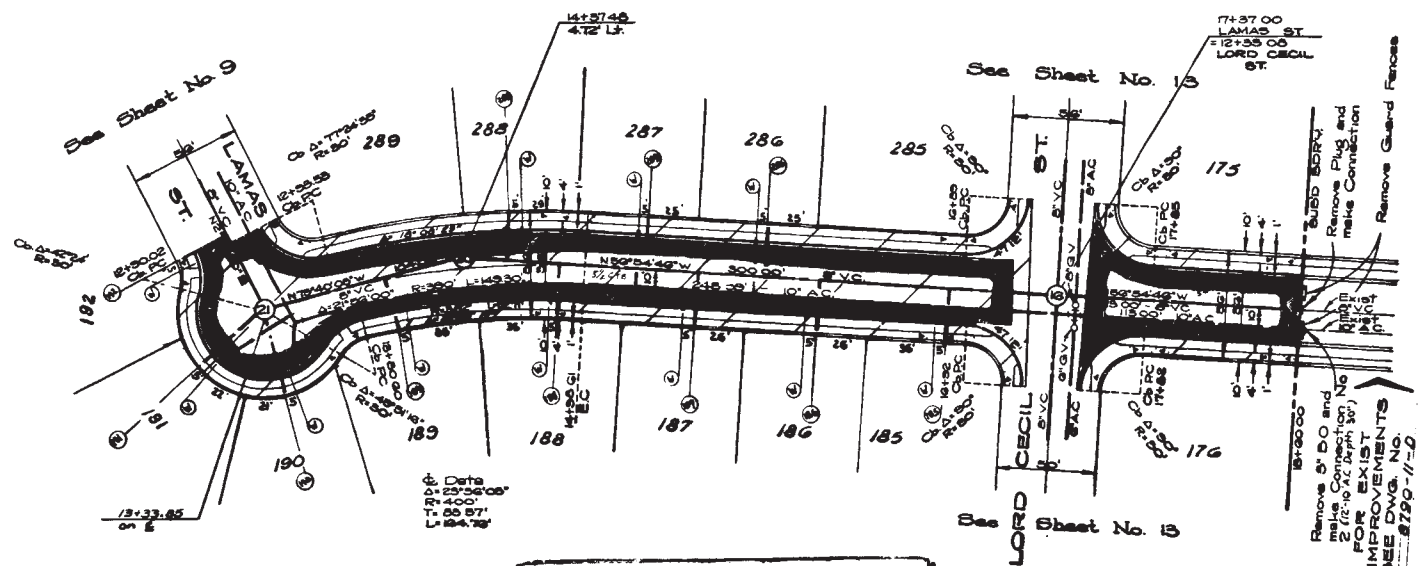
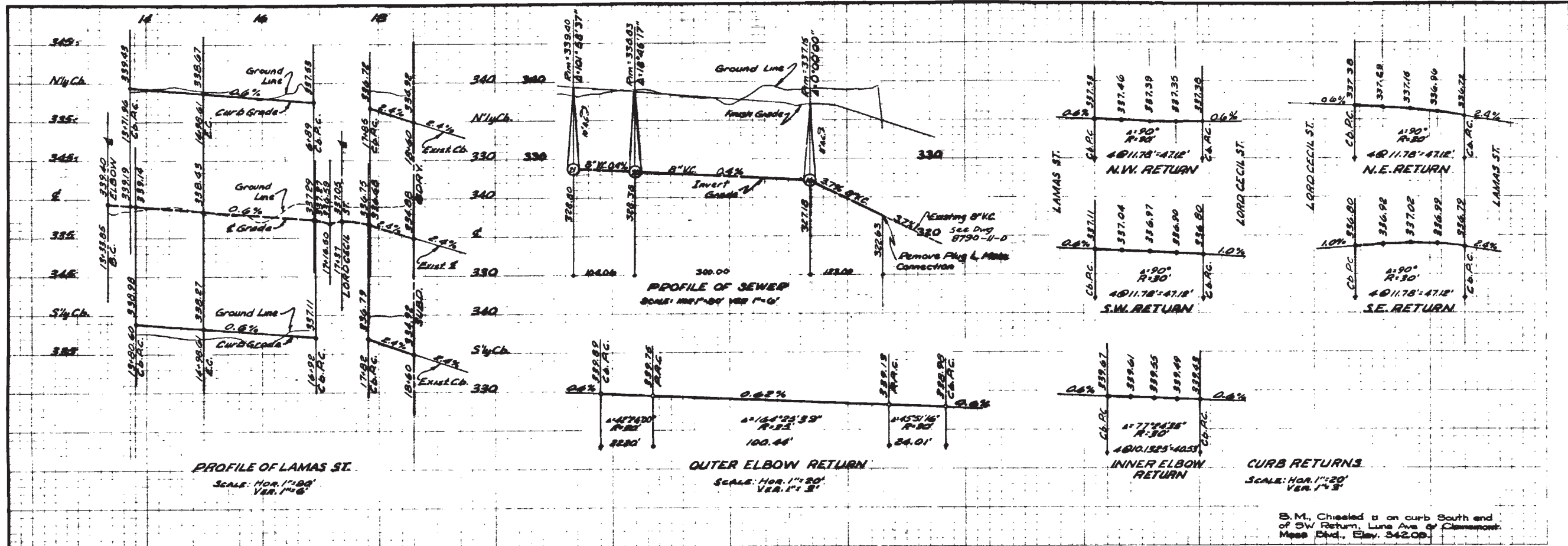
MAT 28 1965



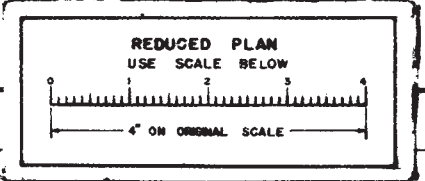
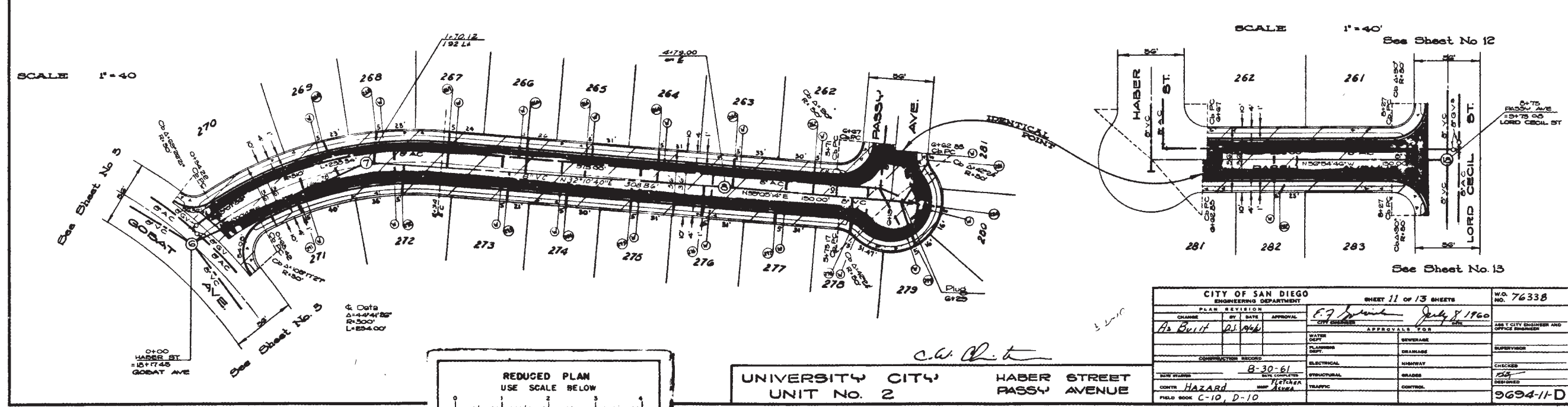
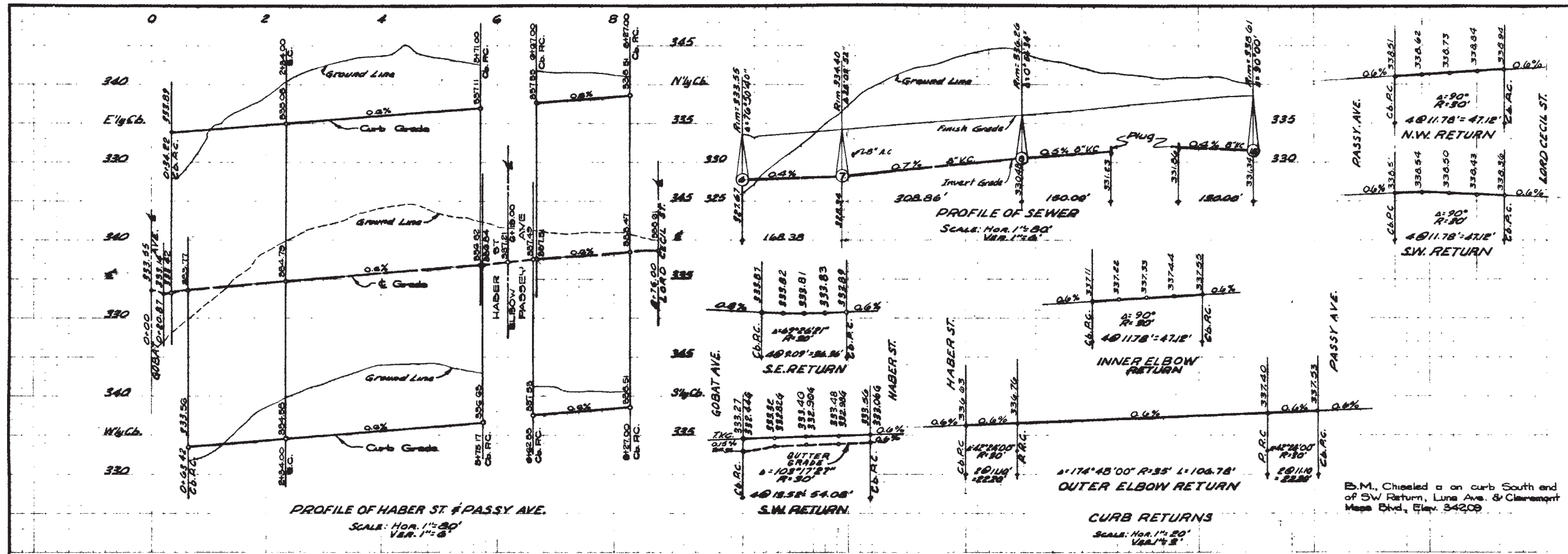
B.M. Chiseled on curb South end of SW Return, Luna Ave & Clemons Mesa Blvd., Elev. 542.09

UNIVERSITY CITY UNIT No. 2		STRESEMANN STREET	
CITY OF SAN DIEGO ENGINEERING DEPARTMENT		SHEET 5 OF SHEETS 13	W.D. 76338
PLANNING DEPT.	APPROVALS FOR	DATE	APPT CITY ENGINEER AND OFFICE ENGINEER
WATER DEPT.	SEWERAGE		SUPERVISOR
PLANNING DEPT.	SEWERAGE		CHECKED
CONSTRUCTION RECORDS	SEWERAGE		DESIGNED
DATE PLANNED 8-30-61	ELECTRICAL		
CONTR. HAZARD	STRUCTURAL		
FIELD BOOK C-10, D-10	TRAFFIC		
	CONTROL		

MICROFILMED A 4806
MAY 26 1963



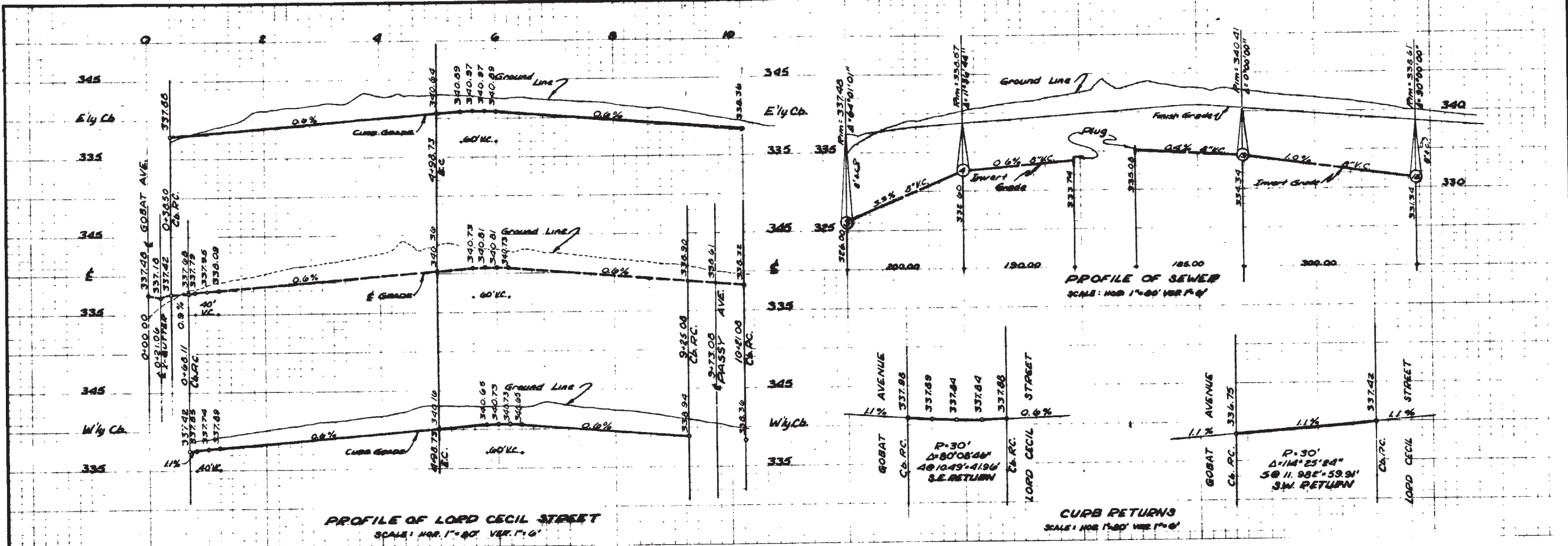
UNIVERSITY CITY UNIT No. 2		LAMAS STREET	
CITY OF SAN DIEGO ENGINEERING DEPARTMENT		SHEET 10 OF 13 SHEETS	
W.D. NO. 7633B			
PLAN REVISION		APPROVALS FOR	
CHANGE	BY DATE	APPROVAL	DATE
As Built	03/1961	<i>C. W. D. K.</i>	July 8, 1960
CONSTRUCTION RECORD		APPROVALS FOR	
DATE REVISION	BY	APPROVAL	DATE
CITY ENGINEER		CITY ENGINEER AND OFFICE ENGINEER	
DESIGNED		SUPERVISOR	
CHECKED		DESIGNED	
TRAFFIC		CONTROL	
8-30-61		9694-10-D	
HAZARD		A4806	
FIELD BOOK C-10, D-10		MICROFILMED	
		MAY 25 1963	
		INDEXED	



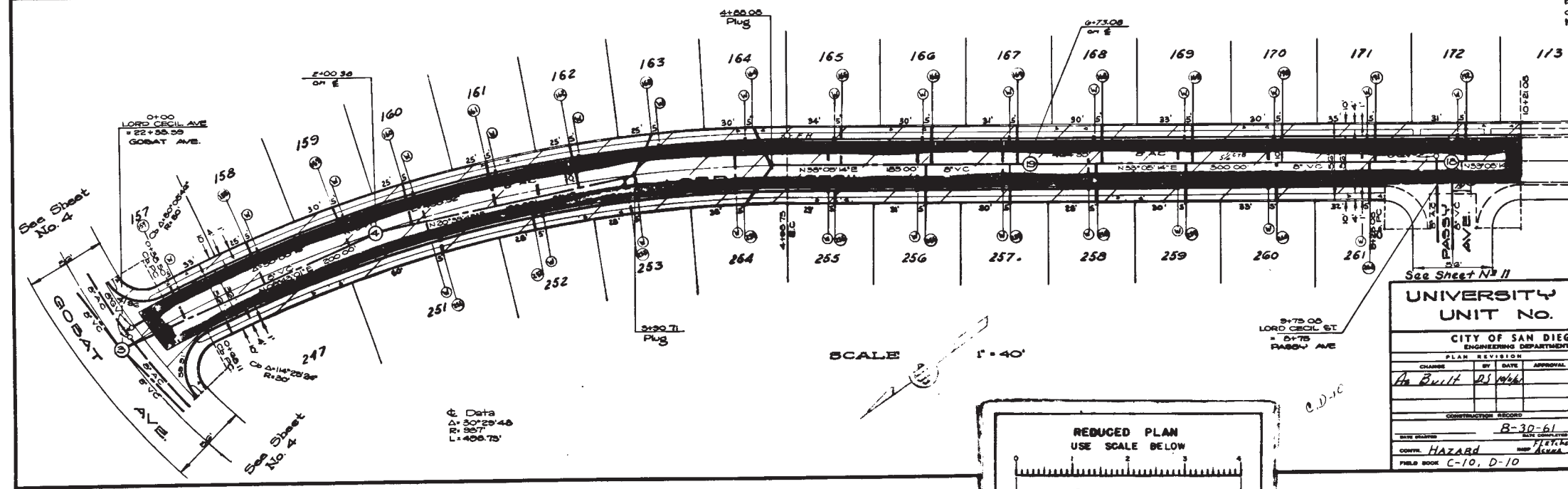
UNIVERSITY CITY
UNIT No. 2
HABER STREET
PASSY AVENUE

CITY OF SAN DIEGO ENGINEERING DEPARTMENT			SHEET 11 OF 13 SHEETS		W.D. NO. 76338
CHANGE	BY	DATE	APPROVAL		
As Built	AS	1946			
CONTRACTOR RECORD			APPROVALS FOR		
WATER DEPT.	PLANNING DEPT.	CONSTRUCTION	SEWERAGE	ROADWAY	SUPERVISOR
					CHECKED
					DESIGNED
					9694-11-D

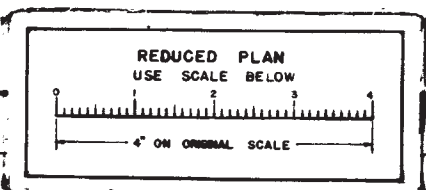
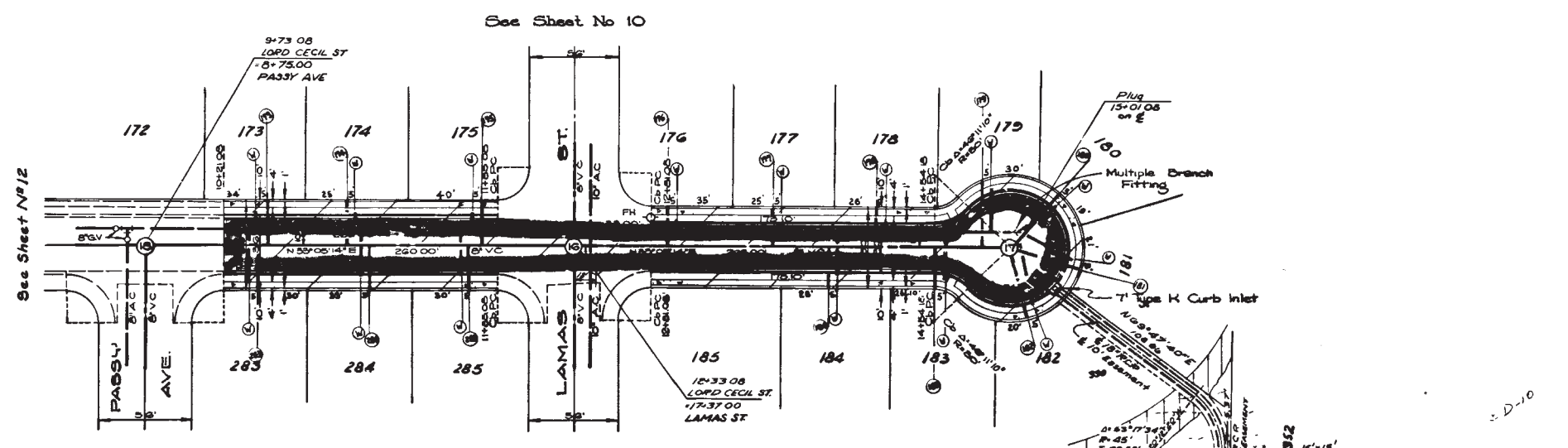
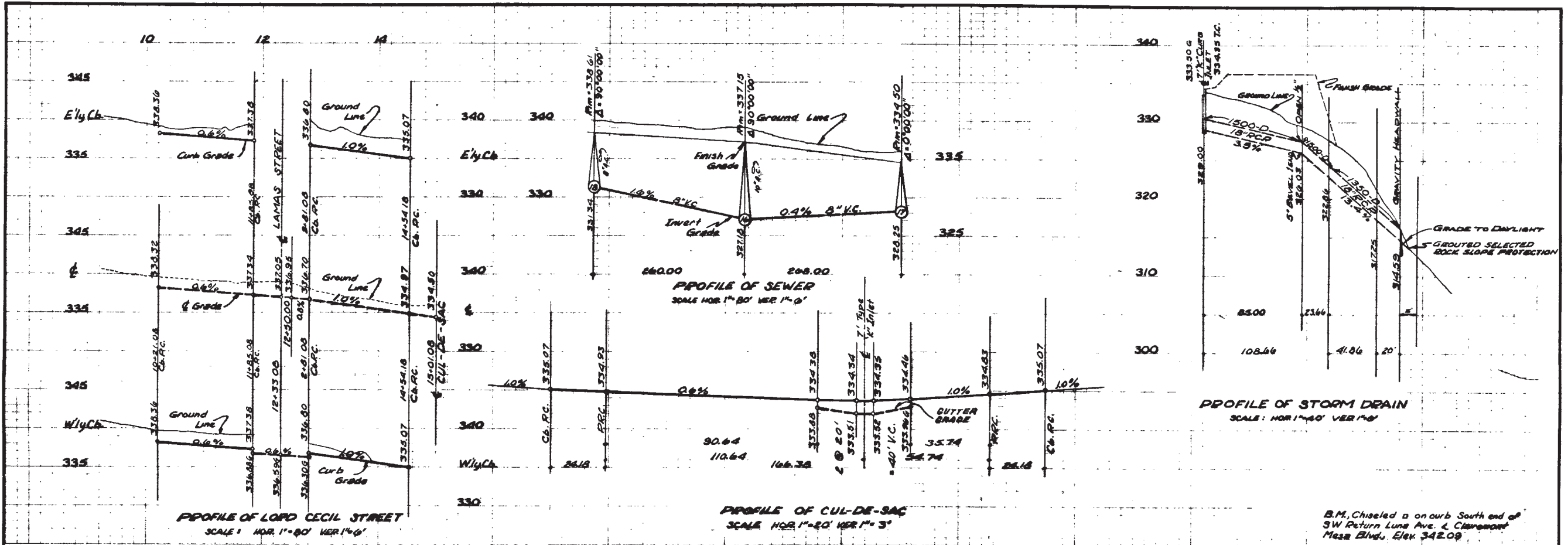
MICROFILMED
A480
MAY 23 1968



B.M. Checked on curb South end of SW Return, Luna Ave. & Claremont Mesa Blvd, Elev. 342.09



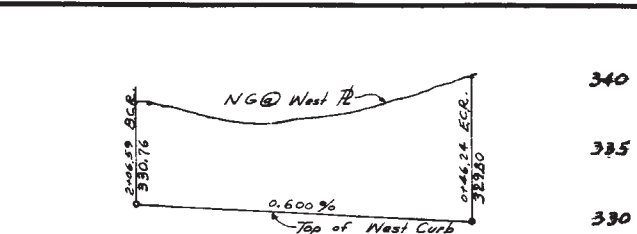
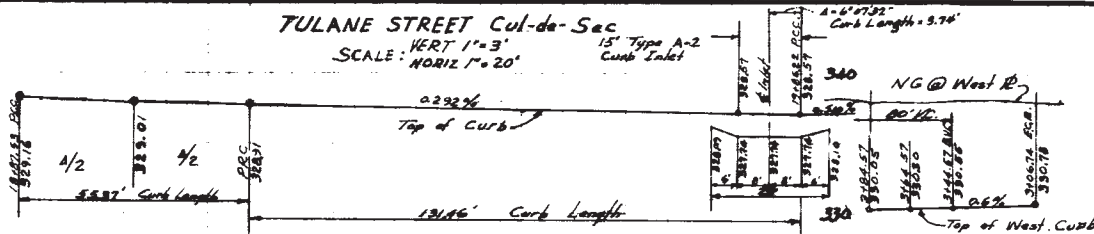
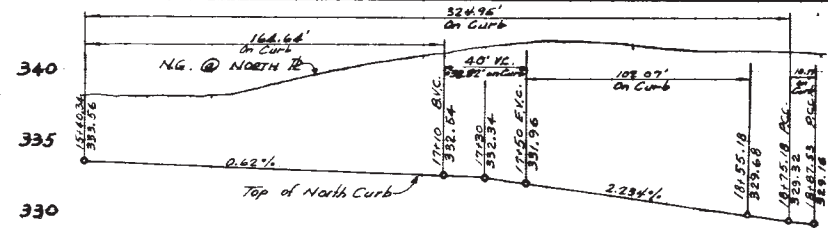
UNIVERSITY CITY		LORD CECIL STREET	
CITY OF SAN DIEGO		UNIT No. 2	
ENGINEERING DEPARTMENT		SHEET 12 OF 13 SHEETS	
PLAN REVISION		W.C. NO. 76338	
CHANGES	BY DATE	APPROVAL	DATE
As Built	RS 4/6	<i>E. J. Johnson</i>	July 8, 1960
CONSTRUCTION RECORD		APPROVALS FOR	
WATER	SEWERAGE	CITY ENGINEER AND OFFICE ENGINEER	
PLUMBING	DRAINAGE	SUPERVISOR	
CONCRETE	ROADWAY	CHECKED	
STRUCTURAL	GRADE	DESIGNED	
TRAFFIC	CONTROL	96942-D	
FIELD BOOK C-10, D-10		MICROFILMED	
		MAY 25 1969	



C.W.C.T.

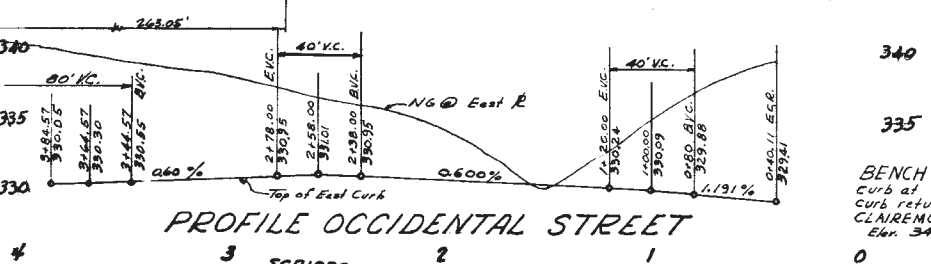
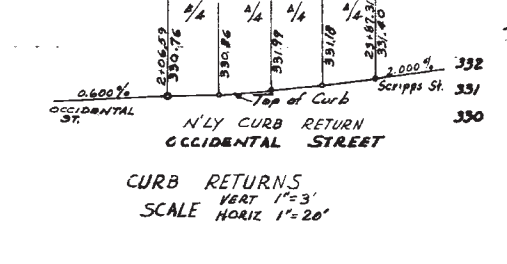
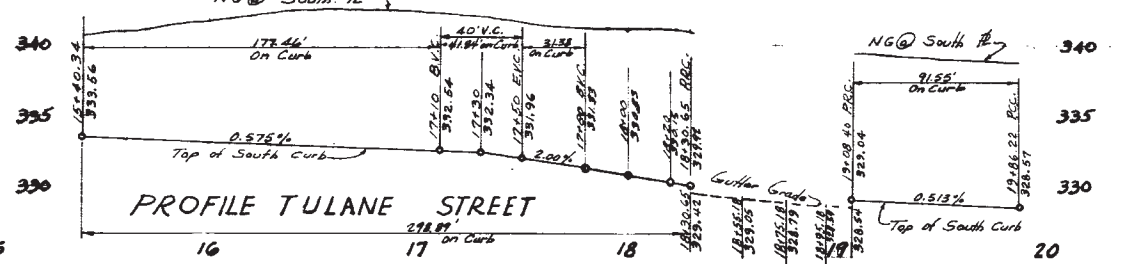
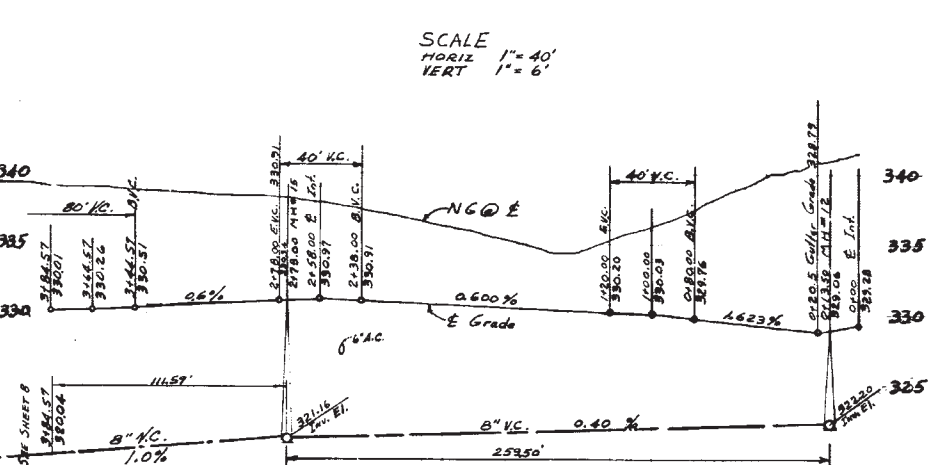
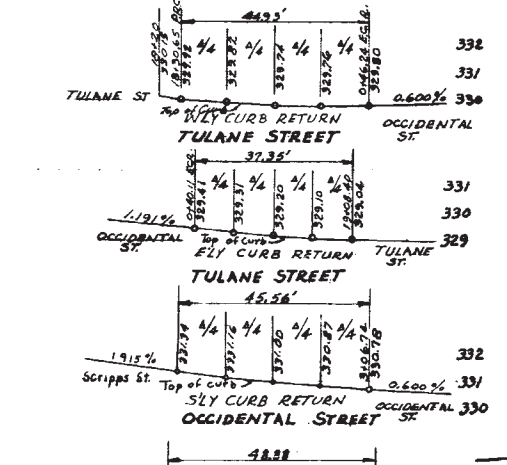
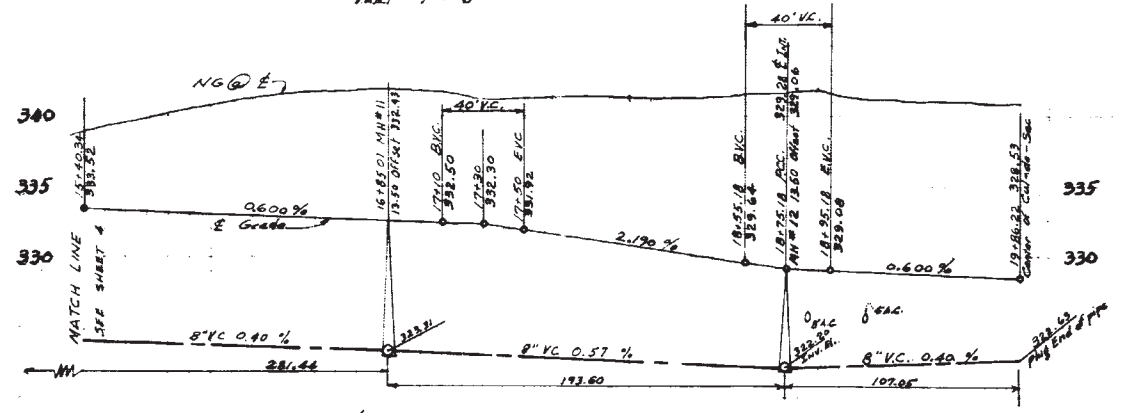
UNIVERSITY CITY		LORD CECIL STREET	
UNIT No. 2			
CITY OF SAN DIEGO		SHEET 13 OF 13 SHEETS	
ENGINEERING DEPARTMENT		W.D. 76338	
CHANGE	BY	DATE	APPROVAL
As Built	DS	10/16/61	<i>E.J. [Signature]</i>
CONSTRUCTION RECORD		APPROVALS FOR	
WATER DEPT.		SEWERAGE	SUPERVISOR
PLANNING DEPT.		DRAINAGE	CHECKED
ELECTRICAL		HIGHWAY	DESIGNED
STRUCTURAL		GRADES	DESIGNED
CONTR. HAZARD		TRAFFIC	CONTROL
FIELD BOOK C-10, D-10			

A4806
MICROFILMED
INDEXED

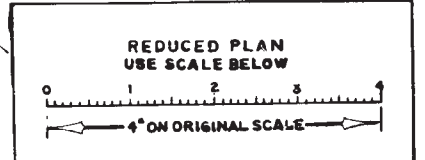
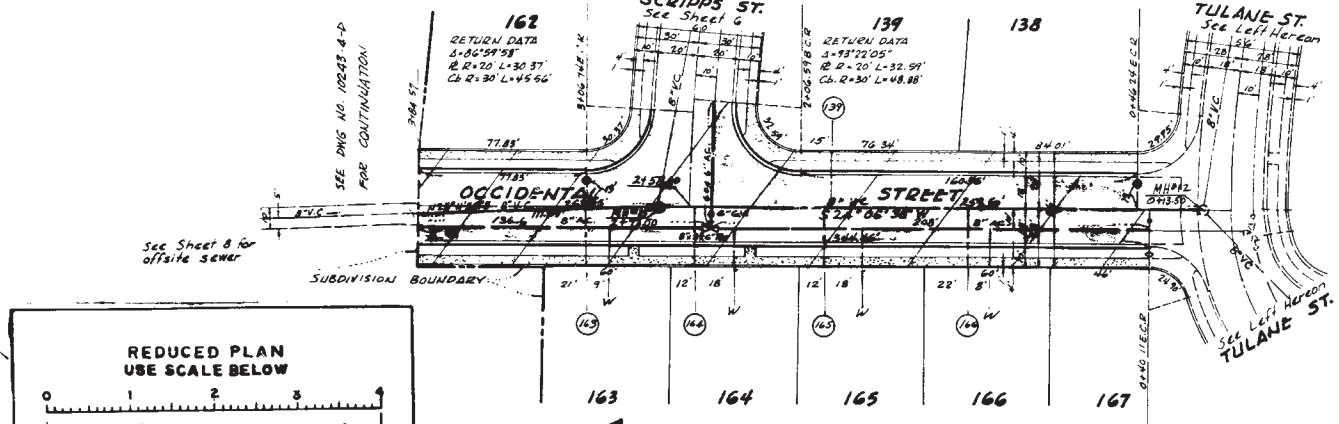
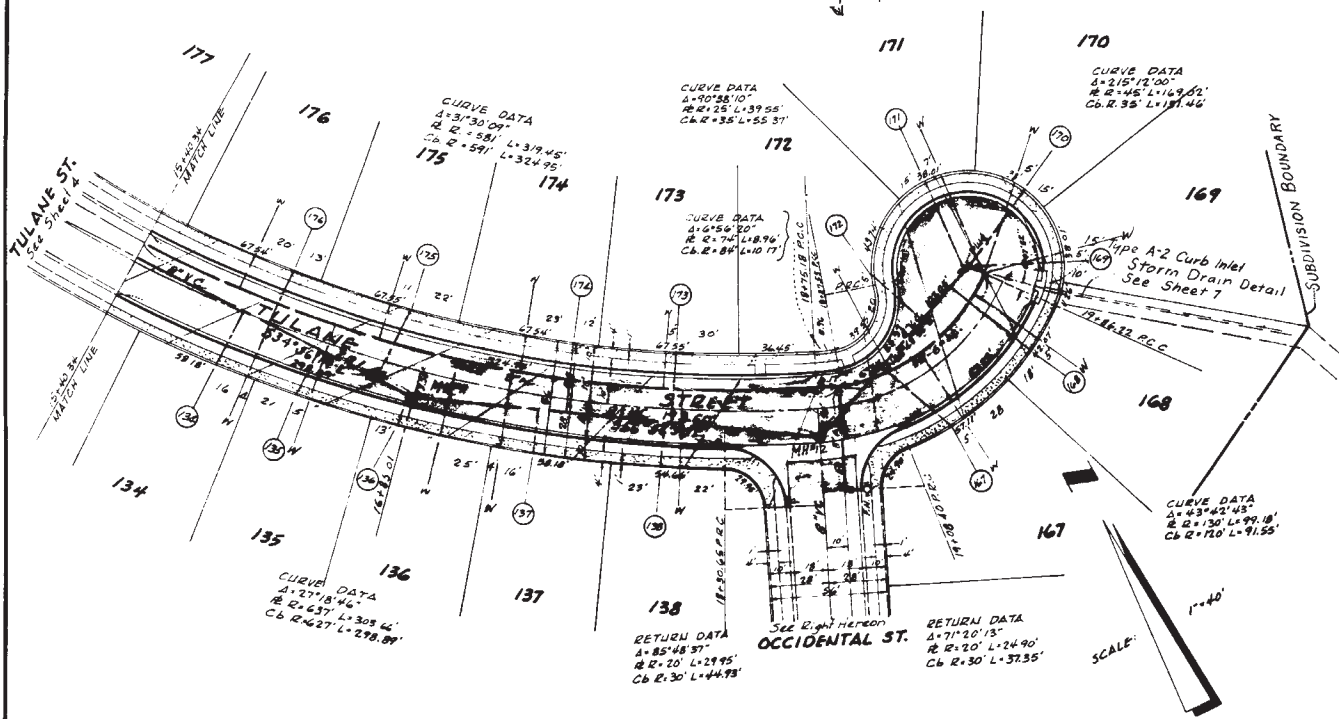


SCALE
HORIZ 1" = 40'
VERT 1" = 6'

SCALE
HORIZ 1" = 40'
VERT 1" = 6'

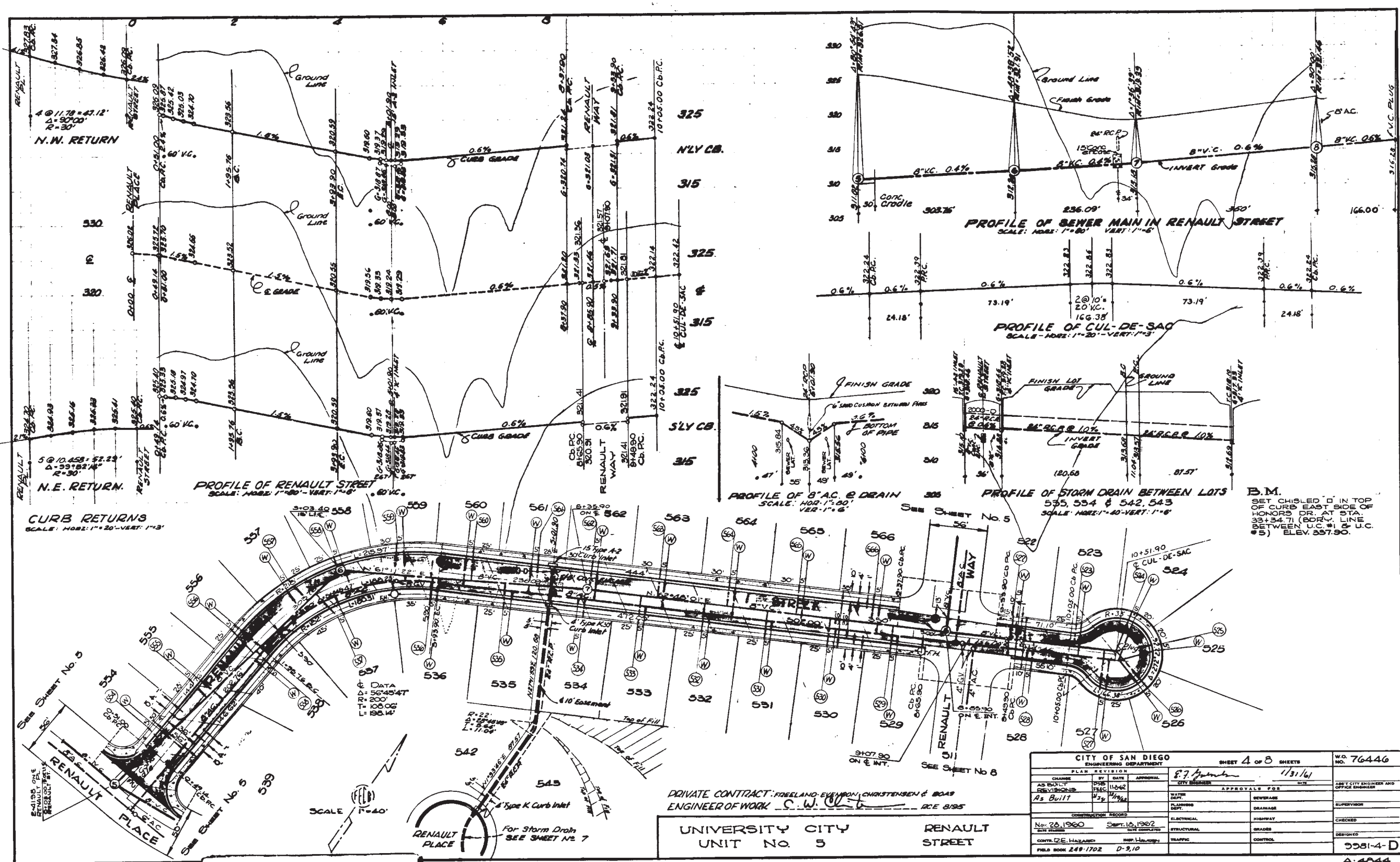


BENCH MARK Chaled 'X' on curb at South end of S.W. curb return at LUNA Ave & CLAREMONT MESA Blvd. Elev. 342.09



PLANS FOR THE IMPROVEMENT OF Occidental Street, Tulane Street IN UNIVERSITY HILLS UNIT No 2			
CITY OF SAN DIEGO ENGINEERING DEPARTMENT		SHEET 5 OF 8 SHEETS	
W.O. NO. 76390			
PLAN	REVISION	DATE	APPROVAL
As Built		3/5/62	
APPROVALS FOR		DATE	
CITY ENGINEER			
WATER DEPT.	SEWERAGE		
PLANNING DEPT.	DRAINAGE		
ELECTRICAL	HIGHWAY		
CONSTRUCTION RECORD	TRAFFIC		
DATE STARTED	DATE COMPLETED	DESIGNED	CHECKED
6/15/61	3/5/62	J. J. Cameron	J. J. Cameron
CONTR. Camaron	PREP. J. J. Cameron	DESIGNED	CHECKED
FIELD BOOK			
			9807-5 - D

PRIVATE CONTRACT JENNINGS ENGINEERING CO.
ENGINEER OF WORK

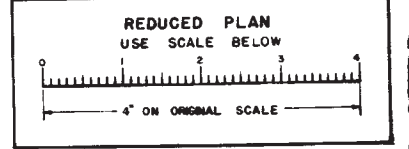


B.M.
 SET CHISEL 'D' IN TOP OF CURB EAST SIDE OF HONORS DR. AT STA. 33+34.71 (BDRY. LINE BETWEEN U.C.#1 & U.C.#5) ELEV. 557.90.

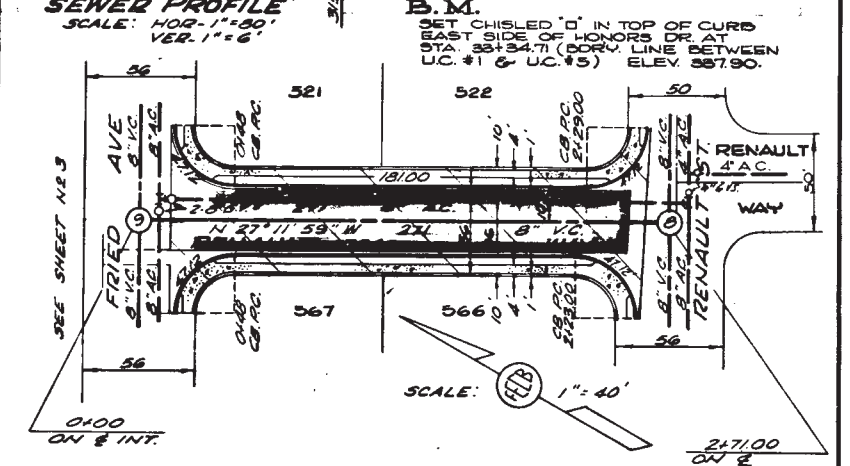
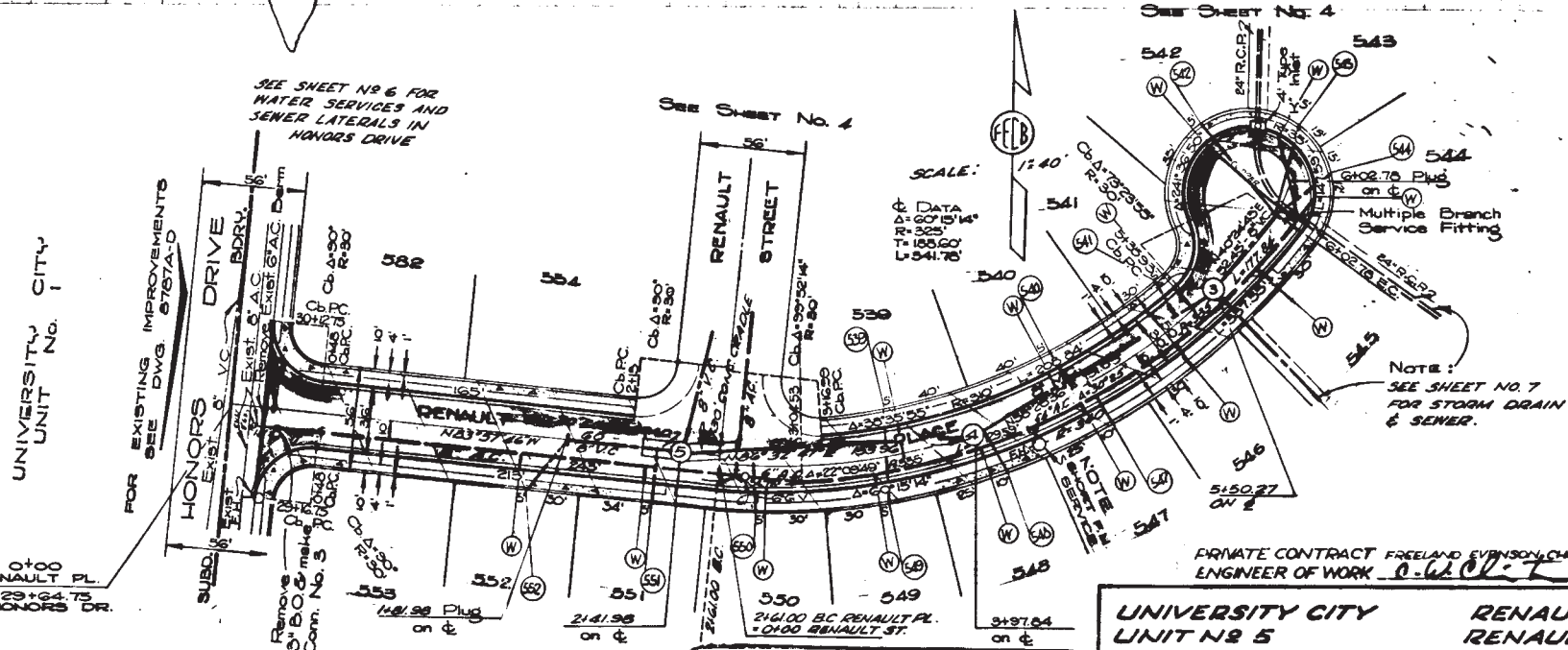
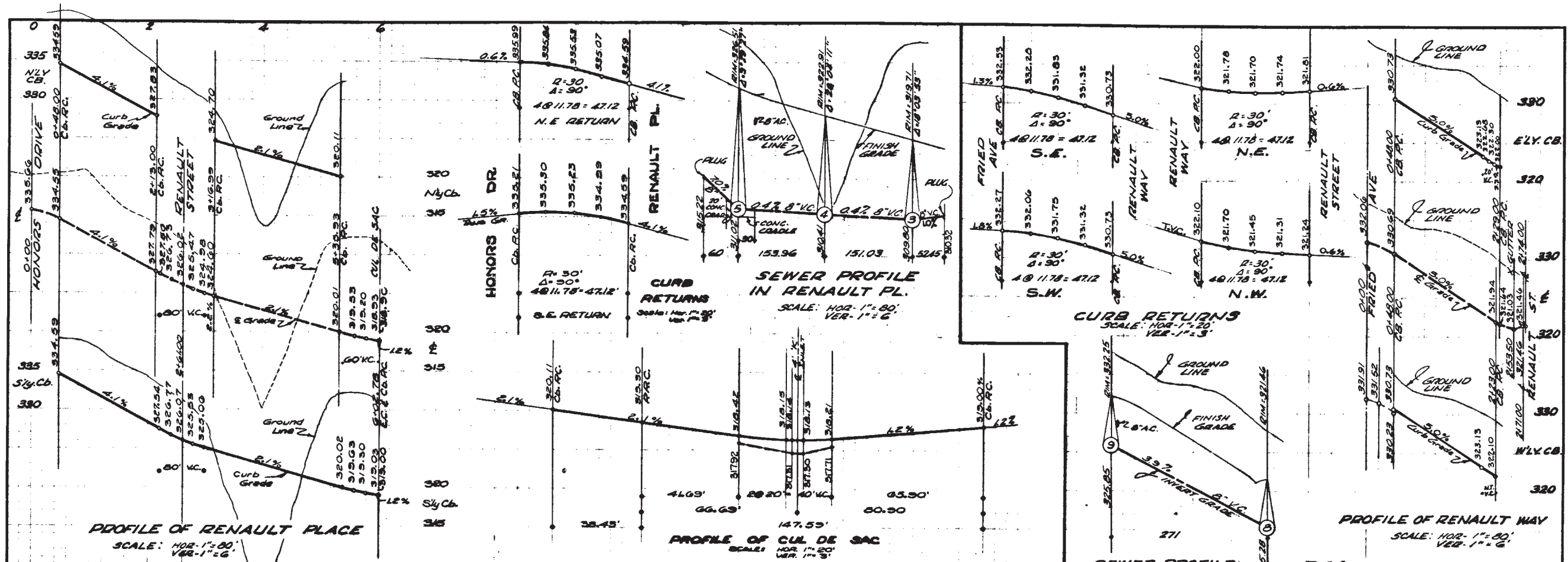
PRIVATE CONTRACT: FREELAND-EVENSON, CHRISTENSEN & BOAS
 ENGINEER OF WORK: C.W. [Signature] DCE 8195

UNIVERSITY CITY UNIT NO. 5 RENAULT STREET

CITY OF SAN DIEGO ENGINEERING DEPARTMENT				SHEET 4 OF 8 SHEETS		W.O. NO. 76446
PLAN REVISION			BY DATE		APPROVAL	
AS BUILT	DATE	BY	DATE	BY	DATE	APPROVAL
As Built	11-6-62	[Signature]	11-6-62	[Signature]	11/31/61	[Signature]
CONSTRUCTION RECORD			NOV. 26, 1960		SEPT. 10, 1962	
CONTRACT: HAZARD			SHEET NO. 1		SHEET NO. 2	
FIELD BOOK 249-1702			D-9, 10		D-9, 10	
APPROVALS FOR			APPROVALS FOR		APPROVALS FOR	
WATER DEPT.	SEWERAGE DEPT.	ELECTRICAL DEPT.	STREETS DEPT.	TRAFFIC DEPT.	DESIGNED	CONTROL
					3581-4-D	A-4844



MICROFILMED
 MAY 25 1968

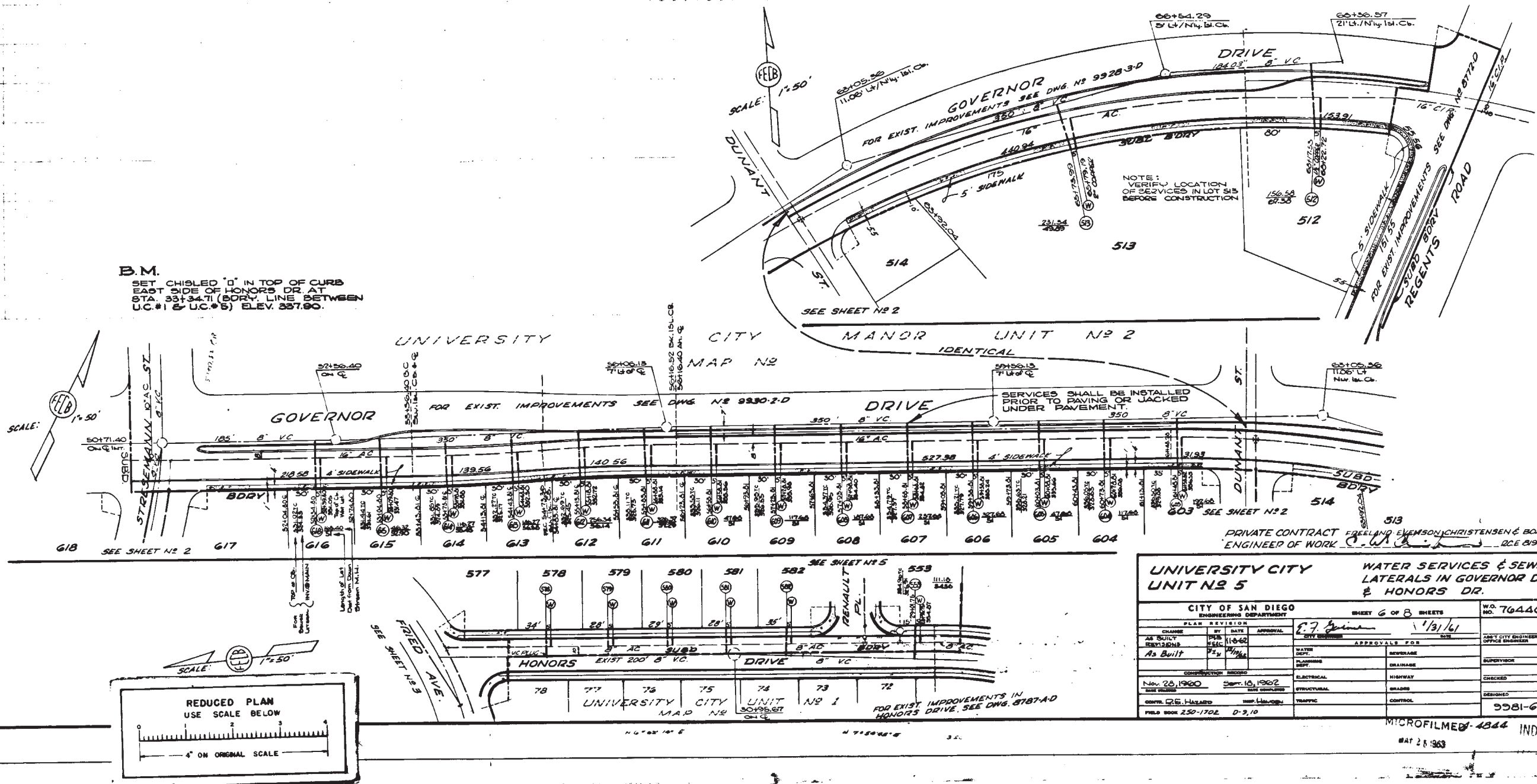


UNIVERSITY CITY UNIT NO. 5
 RENAULT PLACE
 RENAULT WAY

CITY OF SAN DIEGO ENGINEERING DEPARTMENT			SHEET 5 OF 8 SHEETS		W.D. NO. 76446
PLAN REVISION	BY	DATE	APPROVAL	DATE	
AS BUILT	PLC	11-6-62		11/31/61	
CONSTRUCTION RECORD	NOV 20, 1960	EMPT. 10, 1962			
DESIGNED	CHAS. E. HANCOCK	INSP. L. HANCOCK			
CHECKED					
APPROVED FOR					
SEWERAGE					
PLANNING					
ROADWAY					
TRAFFIC CONTROL					
DESIGNED					
					9981-5-D

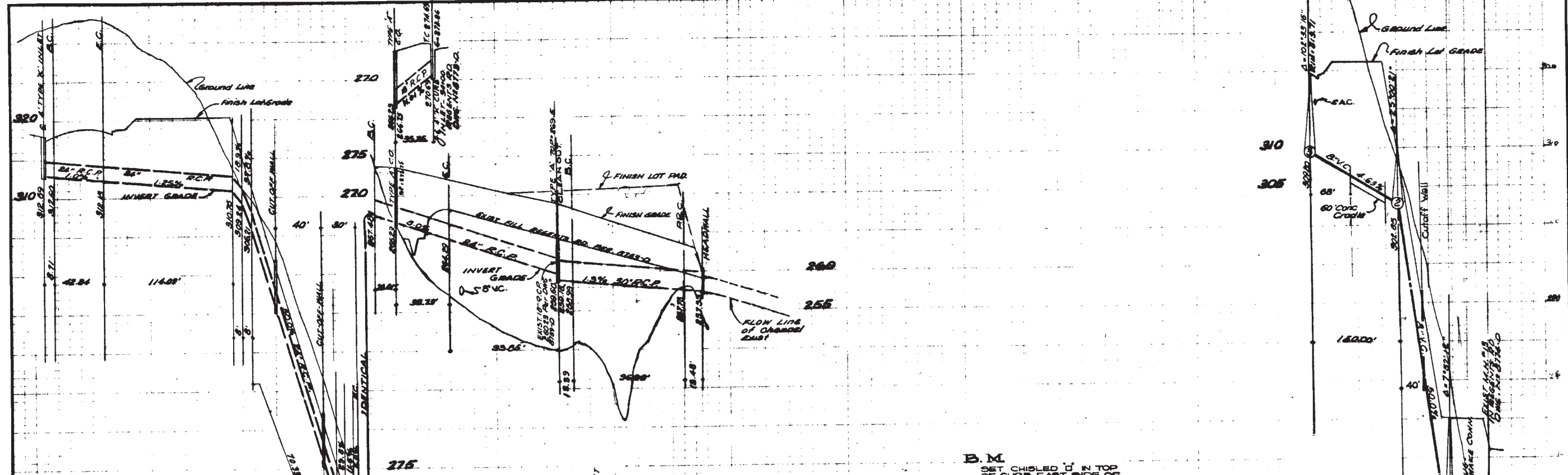
MICROFILMED A-4844 INDEXED

B.M.
 SET CHISELED "D" IN TOP OF CURB
 EAST SIDE OF HONORS DR AT
 STA 33+34.71 (BDY. LINE BETWEEN
 U.C.#1 & U.C.#5) ELEV. 327.90.



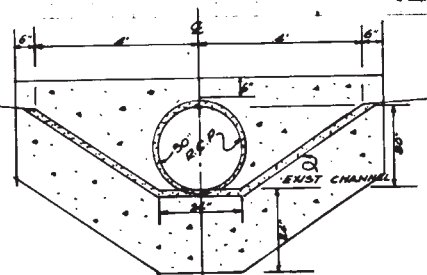
UNIVERSITY CITY			WATER SERVICES & SEWER		
UNIT NO 2			LATERALS IN GOVERNOR DR.		
UNIT NO 5			& HONORS DR.		
CITY OF SAN DIEGO ENGINEERING DEPARTMENT			SHEET 6 OF 8 SHEETS		W.O. NO. 76446
PLAN REVISION			APPROVALS FOR		
CHANGE	BY	DATE	APPROVAL	DATE	
AS SHOWN	PER	11-8-62			
As Built	FILED				
CONSTRUCTION REQUIRED			DESIGNED		
Nov. 20, 1960	FILED	Sept. 10, 1962	DESIGNED		
CONTR. C.E. HAZARD	FILED	Nov. 14, 1962	DESIGNED		
FIELD BOOK 250-1702	FILED	D-9, 10	DESIGNED		
			9581-G-D		

MICROFILMED-4844 INDEXED
 MAY 28 1963

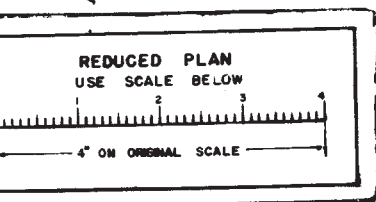
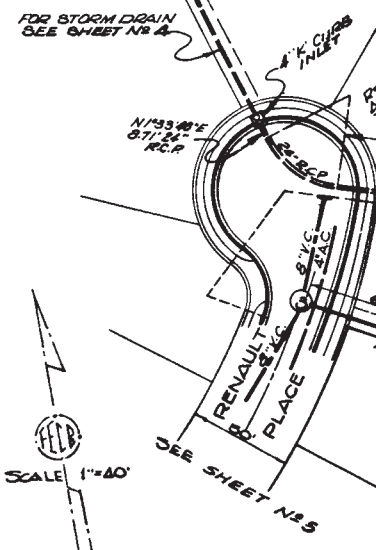


PROFILE OF STORM DRAIN
IN LOT 544
SCALE - HORIZ. 1"=40' - VERT. 1"=6'

PROFILE OF
SEWER MAIN
IN LOT 545 & 511
SCALE - HORIZ. 1"=60' - VERT. 1"=6'



DETAIL OF HEADWALL TO
EXISTING CHANNEL
NOT TO SCALE



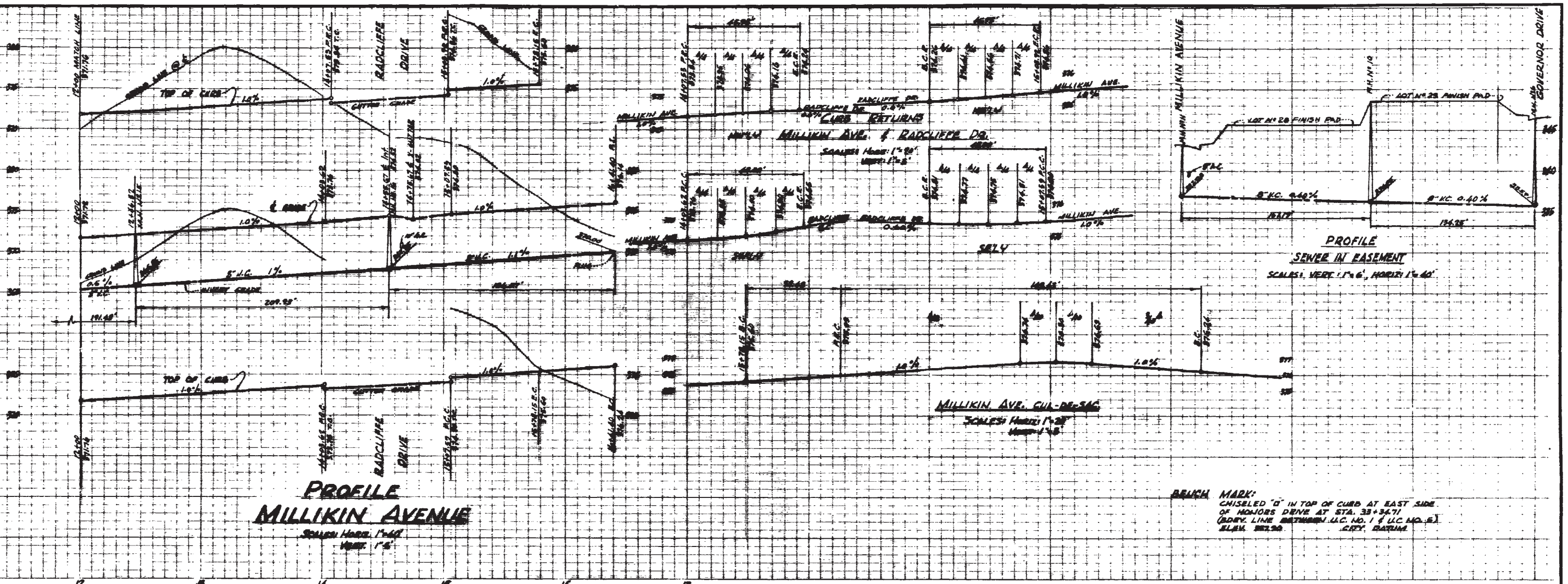
D.M.
SET CHIBLED 'D' IN TOP
OF CURB EAST SIDE OF
HONORS DR. AT STA.
33+34.71 (DOR.) LINE
BETWEEN U.C. #1 & U.C.
#5) ELEV. 287.90.

NOTE:
FOR IMPROVEMENTS OF REGENTS RD
STREETS GRADING & DRAINAGE
STREETS CHANNEL GRADES
STREETS-D STREET OPENING
STREETS-D, STREETS-D IMP PLANS.

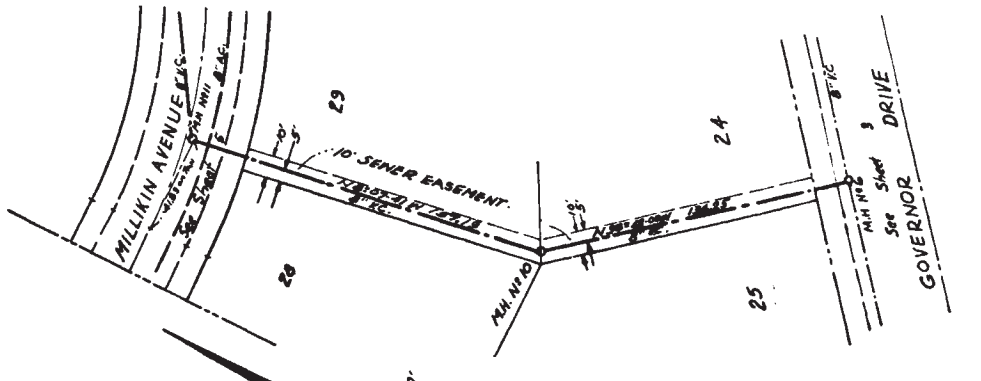
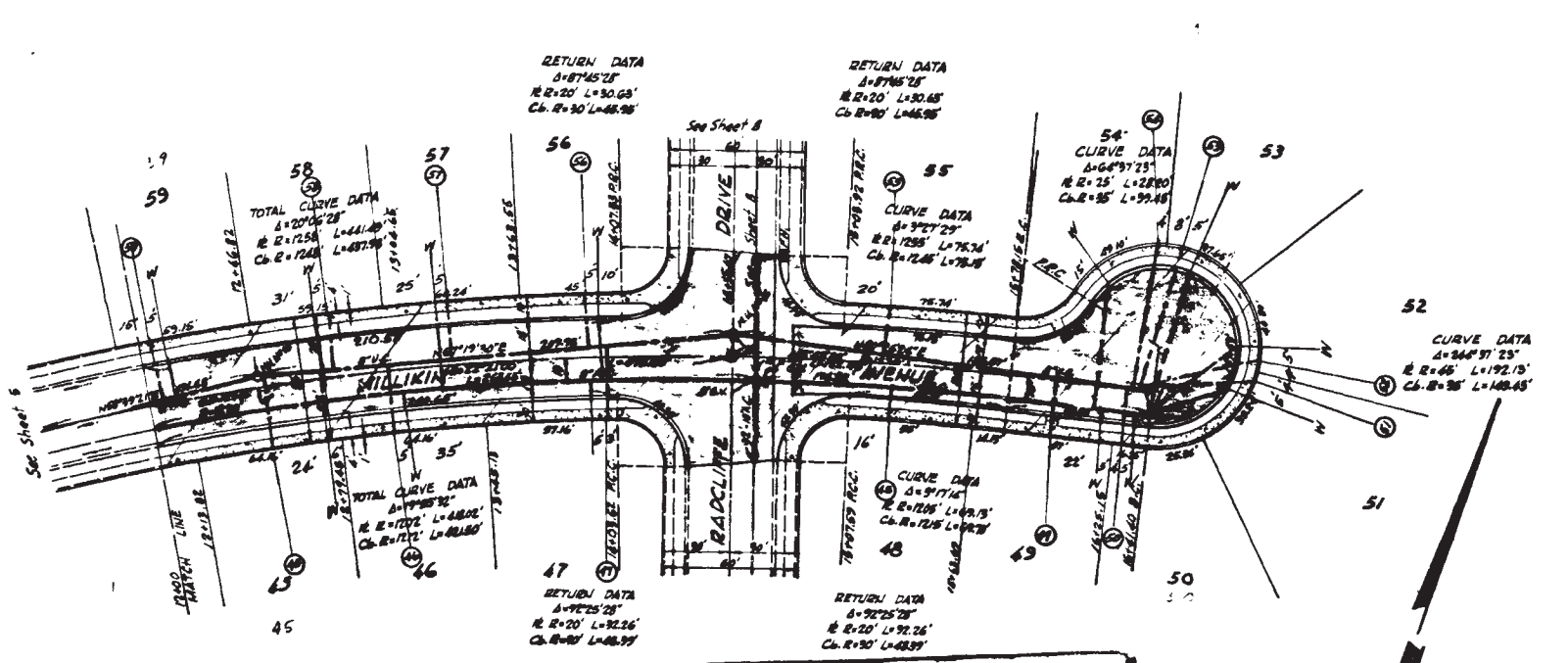
PRIVATE CONTRACT FREELAND, EVENSON, CHRISTENSEN & BOAS
ENGINEER OF WORK *C.W. Christensen* R.C.E. 8195

UNIVERSITY CITY STORM DRAIN UNIT No. 5 & SEWER		SHEET 7 OF 8 SHEETS		W.D. NO. 70446
CITY OF SAN DIEGO ENGINEERING DEPARTMENT				
PLAN REVISION		DATE		APPROVAL
CHANGES	BY	DATE	APPROVAL	
As Built	BY	11-5-62	<i>E.J. ...</i>	11/3/64
CONSTRUCTION RECORD		DATE		APPROVAL
Nov 28, 1960	BY	Sept 10, 1962	<i>E.J. ...</i>	
DESIGNED	CHECKED	DESIGNED	CHECKED	DESIGNED
CONTR. DE. HARLAND	INSP. L.L. ...	TRAFFIC	CONTROL	
FIELD BOOK 248-1702	D-9, 10			9581-7-D

MICROFILMED A-4844
INDEXED
MAY 23 1963
FEB 20 1961



BRANCH MARK:
 CHISELED "B" IN TOP OF CURB AT EAST SIDE OF MONJORS DRIVE AT STA. 33+34.71 (DRY LINE BETWEEN I.C. NO. 1 & I.C. NO. 2) ELEV. 252.90 C.P.Y. 12/28/48



PLANS FOR THE IMPROVEMENT OF
MILLIKIN AVENUE
 IN PANORAMA PARK UNIT No 1

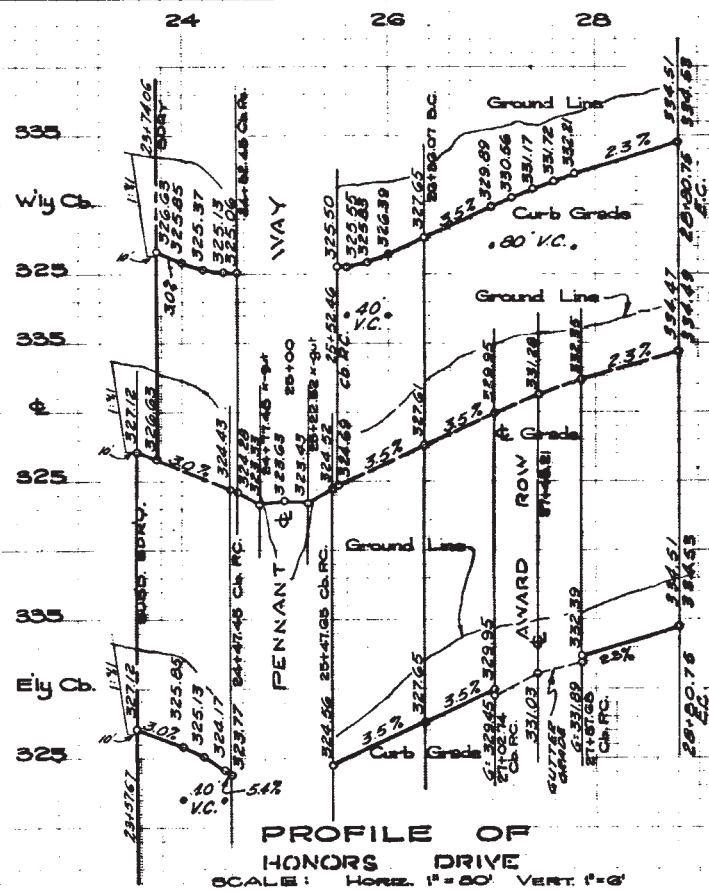
CITY OF SAN DIEGO
 ENGINEERING DEPARTMENT

SHEET 6 OF 9 SHEETS
 W.D. NO. 76532

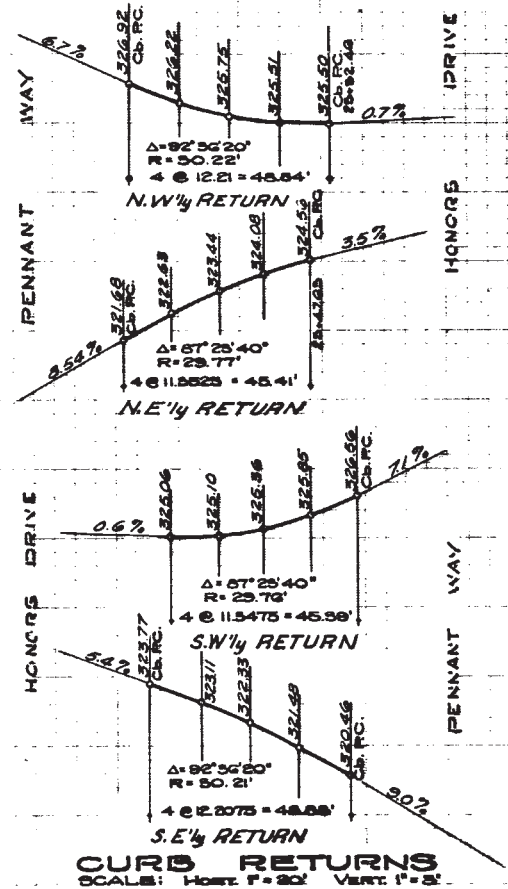
PLAN REVISION				APPROVALS FOR		DATE	BY
CHANGE	BY	DATE	APPROVAL	DESIGNER	CHECKER		
AS BUILT	EH	4-24-52	R.M. 4/163			MAY 5 1948	
5-22-62		4-2-69					
CONTRACT NO. HAZARD		DATE COMPLETED					
CONTRACT NO. 251-1703,6,7		DATE COMPLETED					

ENGINEER OF WORK: HAYDEN
 PROJECT NO. 251-1703,6,7

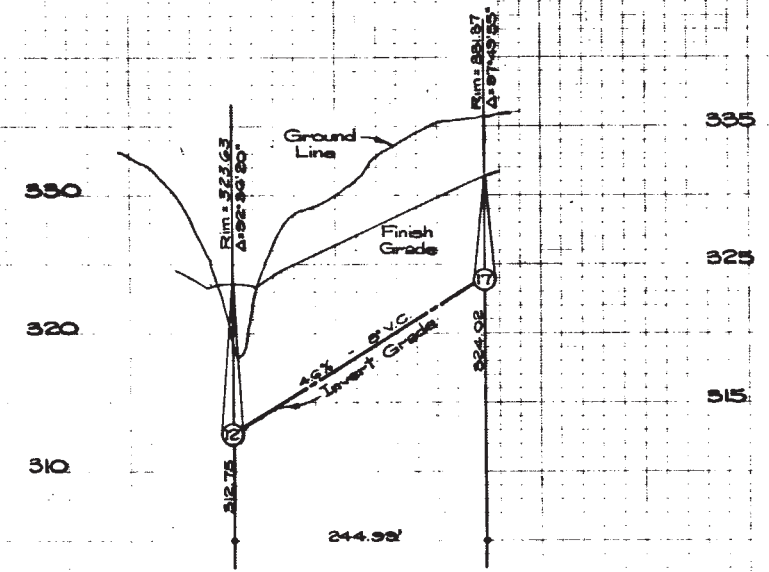
AS BUILT MICROFILMED INDEXED
 MAY 24 1963



PROFILE OF HONORS DRIVE
SCALE: Horiz. 1"=20' VERT. 1"=6'



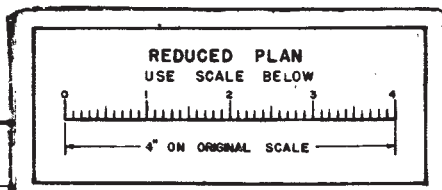
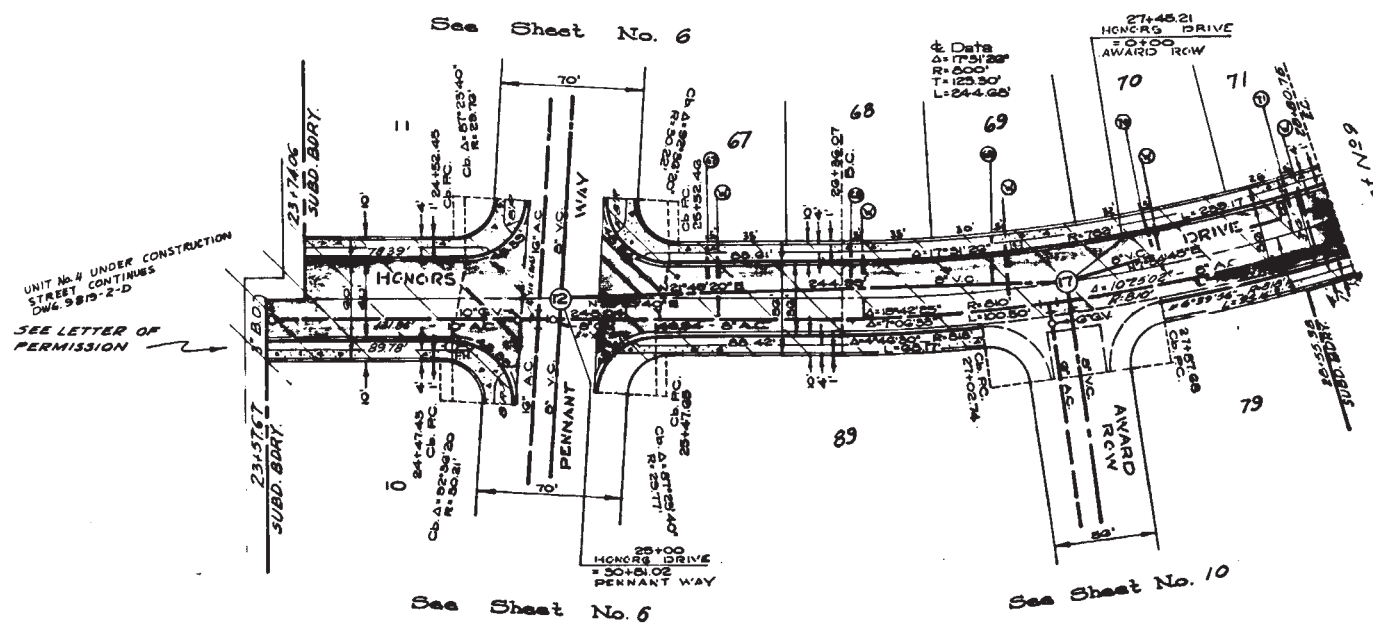
CURB RETURNS
SCALE: Horiz. 1"=20' VERT. 1"=6'



PROFILE OF SEWER
SCALE: Horiz. 1"=60' VERT. 1"=6'

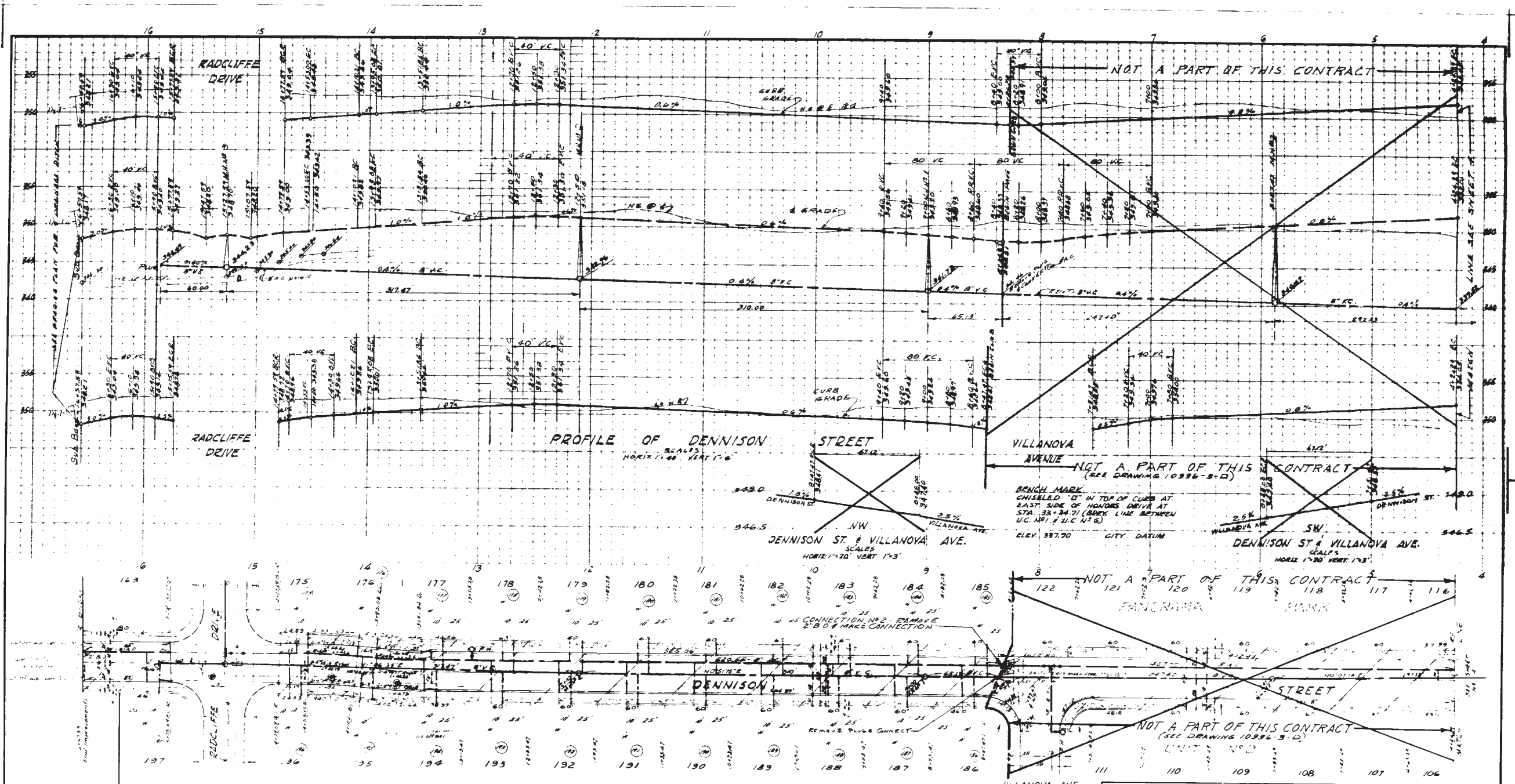
BENCH MARK: Chiseled 'B' on Curb South of S.W. Return, Lugo Ave. & Clairmont Mesa Blvd. Elev. 3+2.09

UNIVERSITY CITY UNIT NO. 4



UNIVERSITY CITY UNIT No. 1		HONORS DRIVE	
CITY OF SAN DIEGO ENGINEERING DEPARTMENT		SHEET 3 OF 12 SHEETS	
W.D. NO. 76337		DATE: June 1, 1960	
CHANGE BY DATE APPROVAL	CITY ENGINEER	APPROVALS FOR DATE	
4-1-60	6-5-61	WATER DEPT.	SEWERAGE
CONTRACTOR: R. HAZARD CONTRS. CO. INC. FLETCHER	DATE COMPLETED	PLANNING DEPT.	HIGHWAY
FIELD BOOK C-10 & D-10		ELECTRICAL	GRADES
		TRAFFIC	CONTROL
		SUPERVISOR	
		CHECKED: [Signature]	
		DESIGNED: [Signature]	
		5790-8D	

MICROFILMED
MAY 25 1963



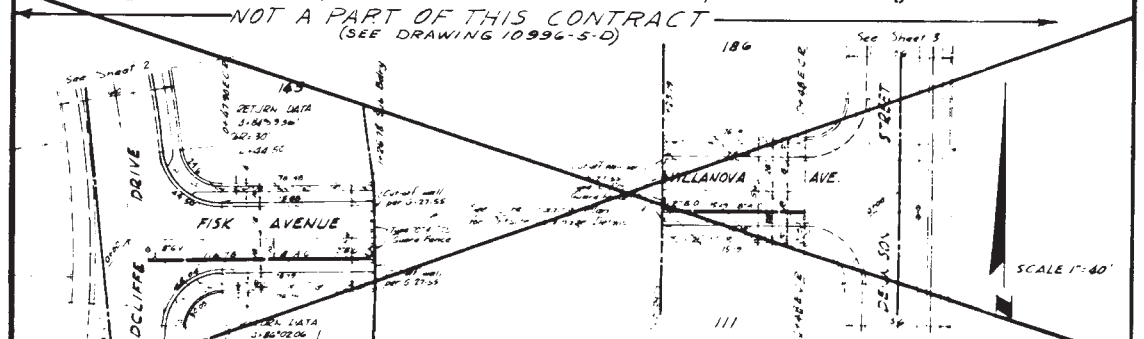
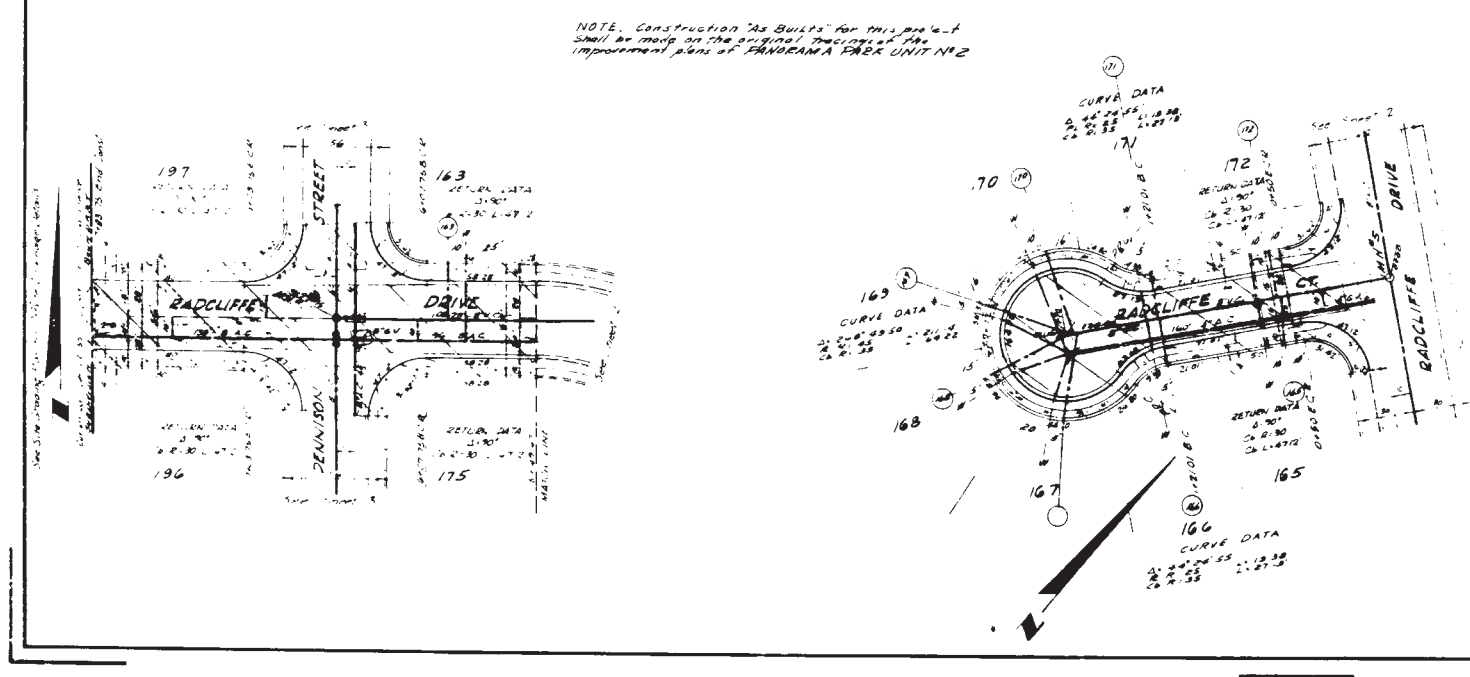
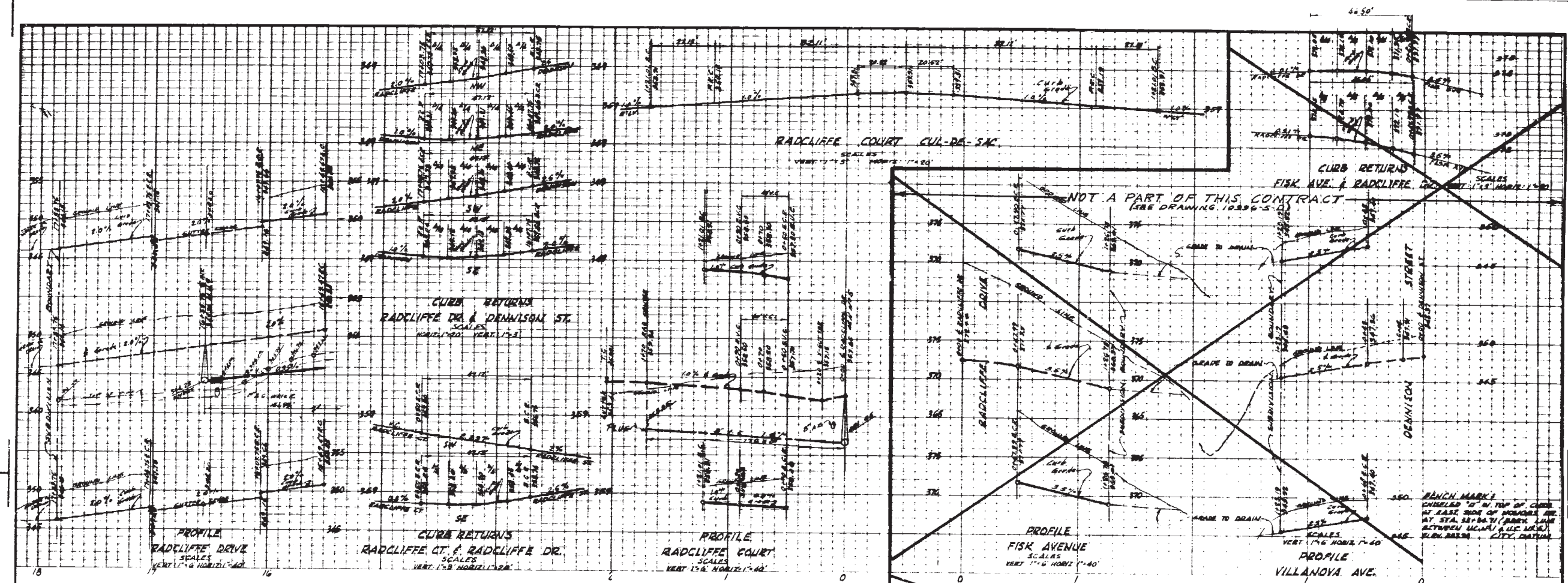
NOTE: Construction 'As Built' for this project shall be made on the original tracings of the improvement plans of PANORAMA PARK UNIT #2.

Scale: 1" = 40'

PRIVATE CONTRACT JENNINGS-HOOD ENGINEERING CO
ENGINEER OF WORK [Signature] R.C.E. NO 12489

CITY OF SAN DIEGO ENGINEERING DEPARTMENT		SHEET 3 OF 4 SHEETS		WO NO 76824
CHARGE	BY	DATE	APPROVAL	DESIGNED
AS BUILT	[Signature]	11/1/48	[Signature]	CHECKED
CONSTRUCTION RECORD	ELECTRICAL	STRUCTURAL	TRAFFIC	CONTROL
				10996-3-AD

AS BUILT

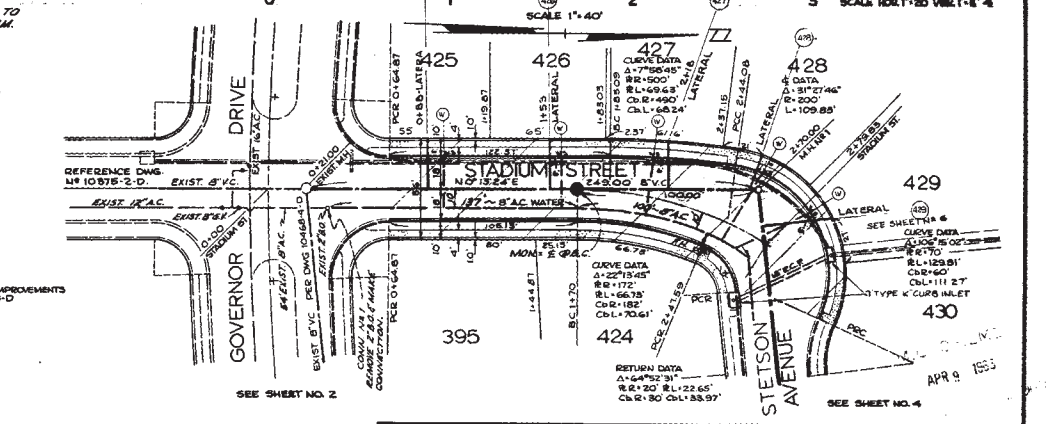
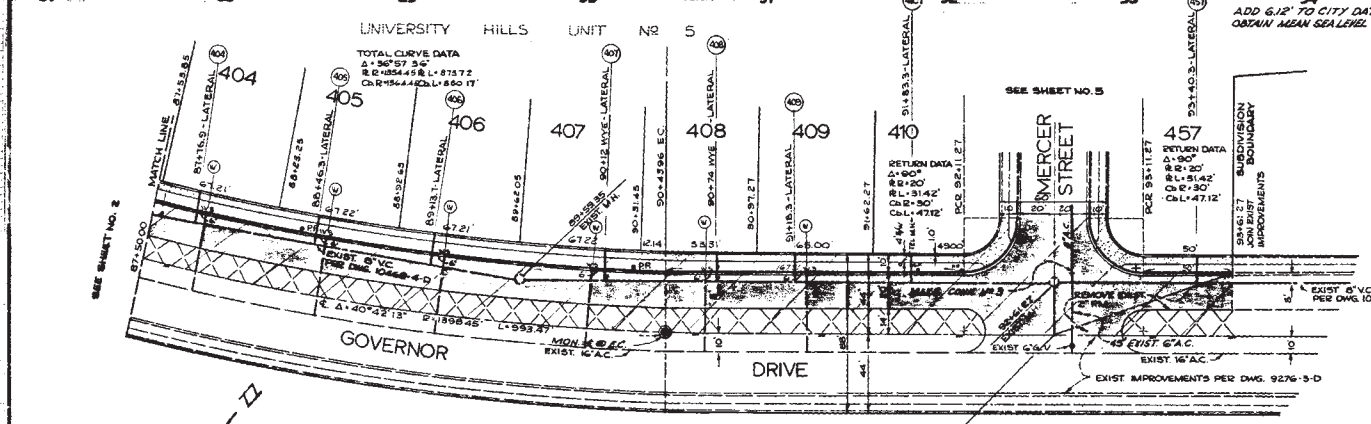
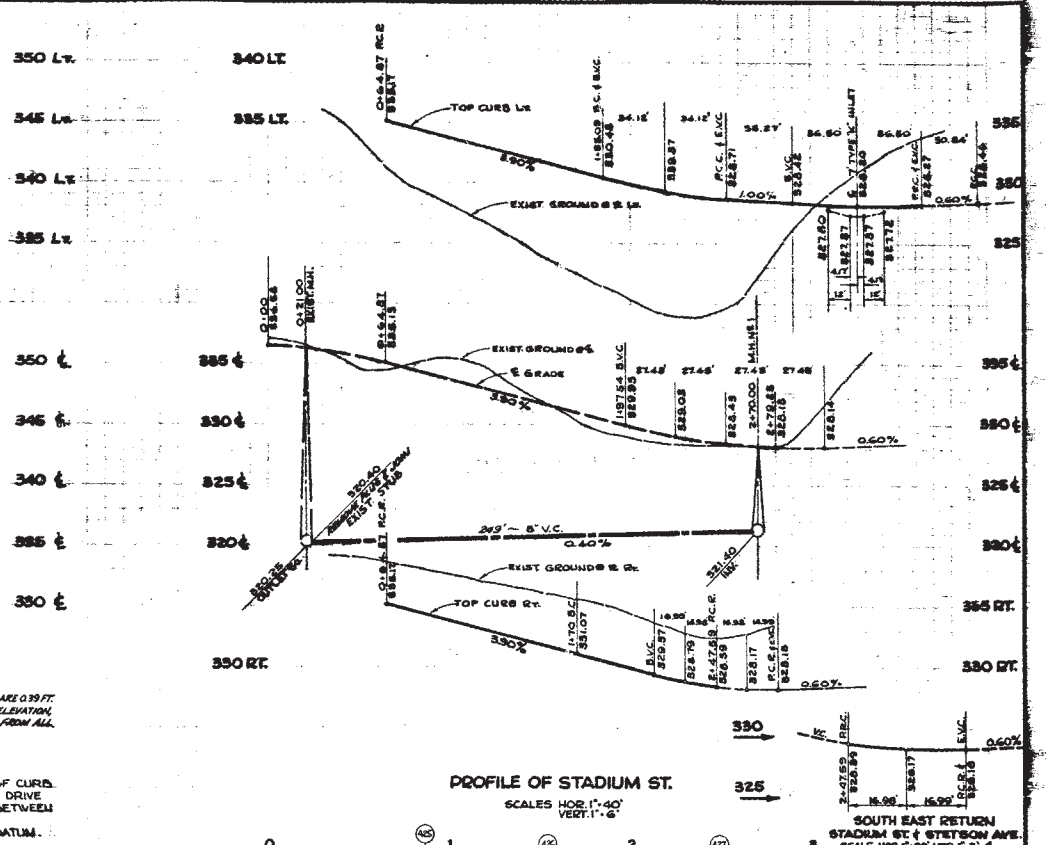
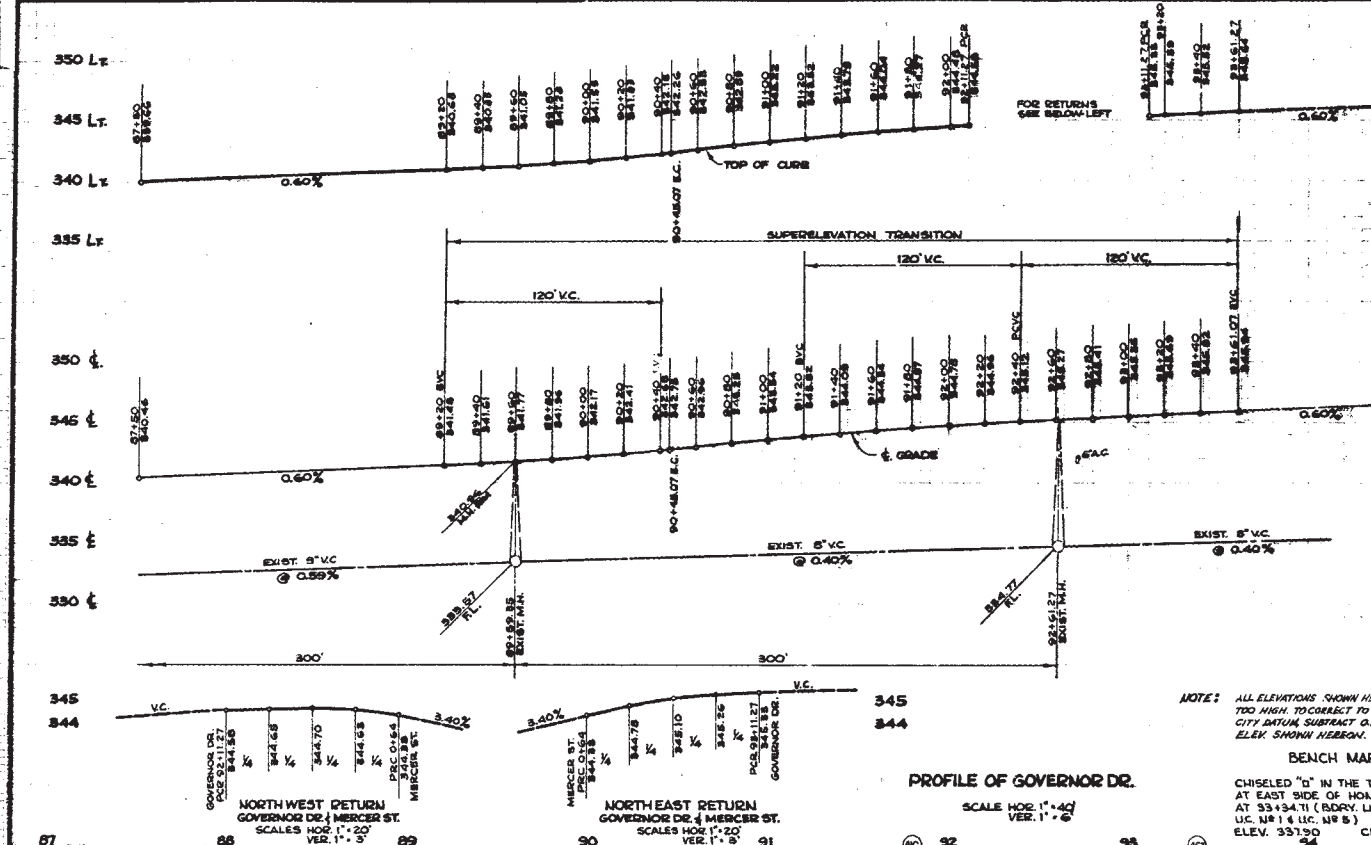


RADCLIFFE COURT AND RADCLIFFE DRIVE

CITY OF SAN DIEGO ENGINEERING DEPARTMENT		SHEET 4 OF 4 SHEETS		NO 76824
CHANGE	BY DATE	APPROVAL	APPROVAL	APPROVAL
"AS BUILT"	M.H. 10/24			
CONSTRUCTION RECORD		ELECTRICAL	HIGHWAY	CHECKED
DESIGNED		STRUCTURAL	GRADES	DESIGNED
FIELD BOOK		TRAFFIC	CONTROL	109964-AD

NOTE: Construction "As Built" for this sheet shall be made on the original description of the improvement plans of PANORAMA PARK UNIT N12

PRIVATE CONTRACT JENNINGS HOOD ENGINEERING CO
ENGINEER OF WORK RCE NO 12489

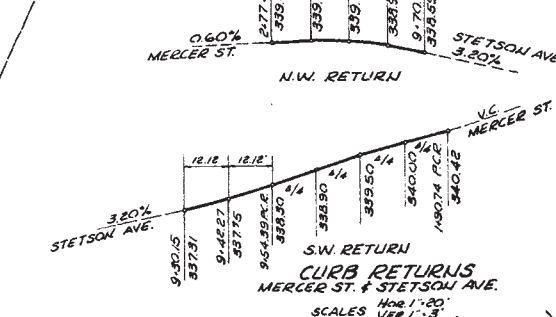
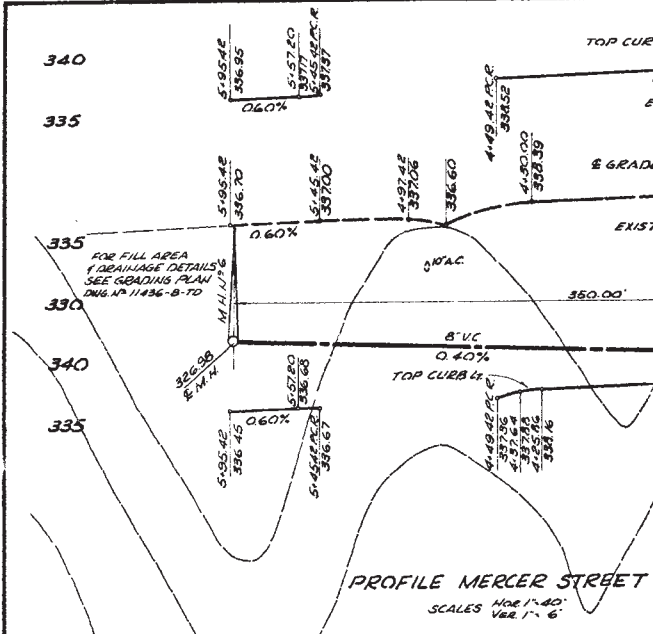
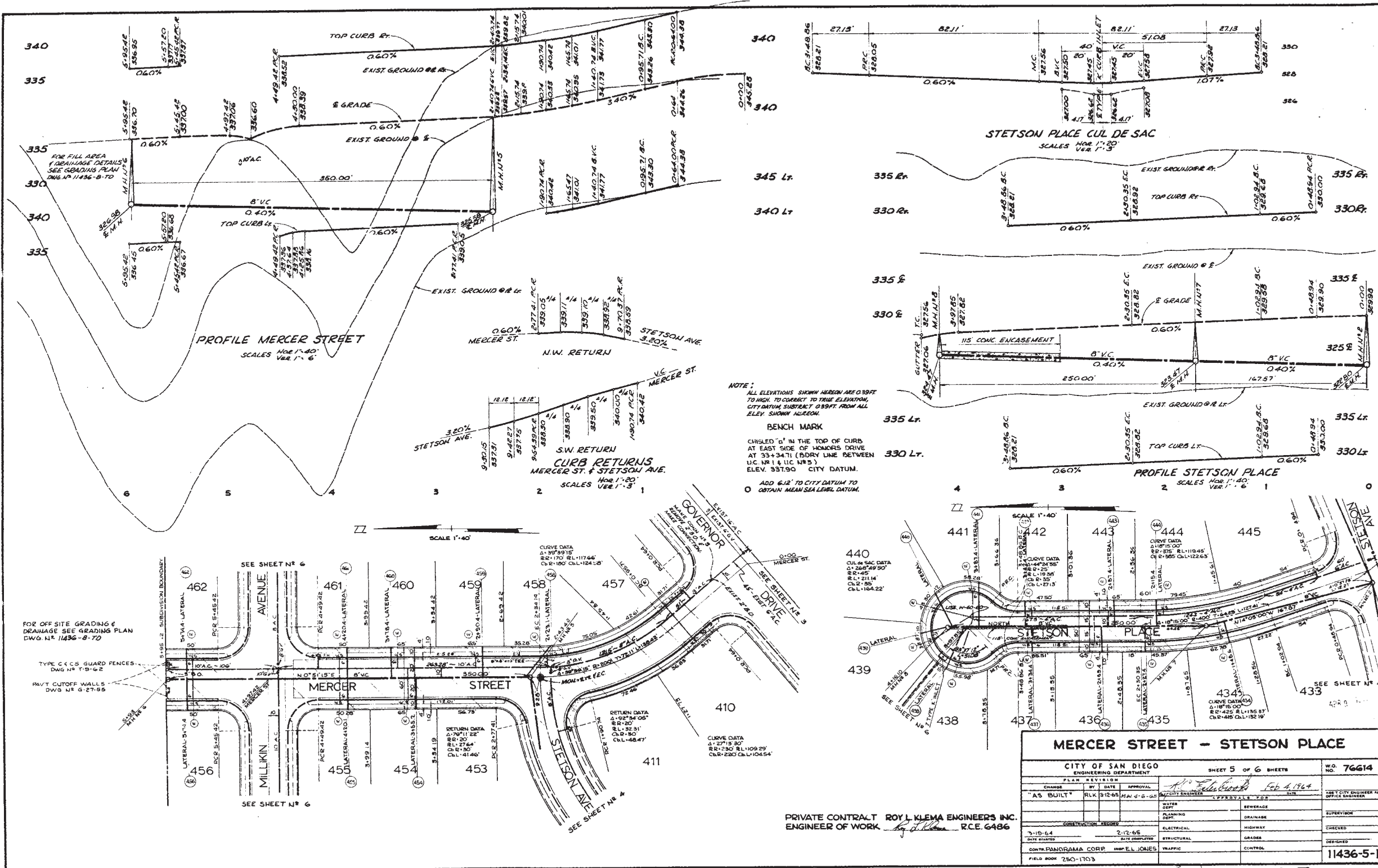


NOTE: ALL ELEVATIONS SHOWN HEREIN ARE 0.39 FT. TOO HIGH. TO CORRECT TO TRUE ELEVATION, CITY DATUM, SUBTRACT 0.39 FT. FROM ALL ELEV. SHOWN HEREON.

BENCH MARK
CHISELED "D" IN THE TOP OF CURB AT EAST SIDE OF HONORS DRIVE AT 33+34.71 (BDY. LINE BETWEEN U.C. N° 1 & U.C. N° 2) ELEV. 337.90
ADD 6.12' TO CITY DATUM TO OBTAIN MEAN SEA LEVEL DATUM.

GOVERNOR DRIVE + STADIUM STREET			
CITY OF SAN DIEGO ENGINEERING DEPARTMENT		SHEET 3 OF 6 SHEETS	
PLAN REVISION		JOB NO. 76614	
CHANGED BY DATE	APPROVAL	CITY ENGINEER AND OFFICE ENGINEER	
"AS BUILT"	PLK 3-12-65	APPROVALS FOR	SITE
WATER DEPT.		SEWERAGE	
PLANNING DEPT.		DRAINAGE	
3-19-64	2-12-65	ELECTRICAL	HIGHWAY
DATE PREPARED	DATE CHECKED	STRUCTURAL	BRIDGE
CONTR. PANORAMA CORP. INSP. E.L. JONES		TRAFFIC	CONTROL
FIELD BOOK 250-1703			
			11436-3-D

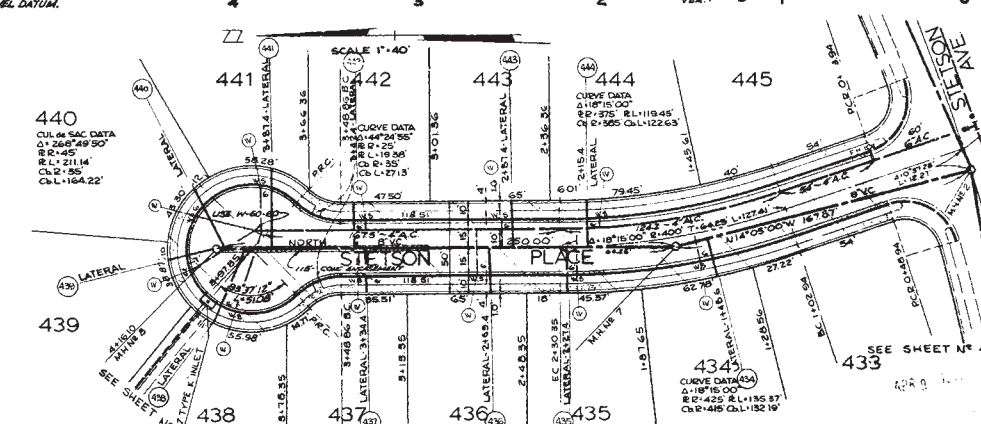
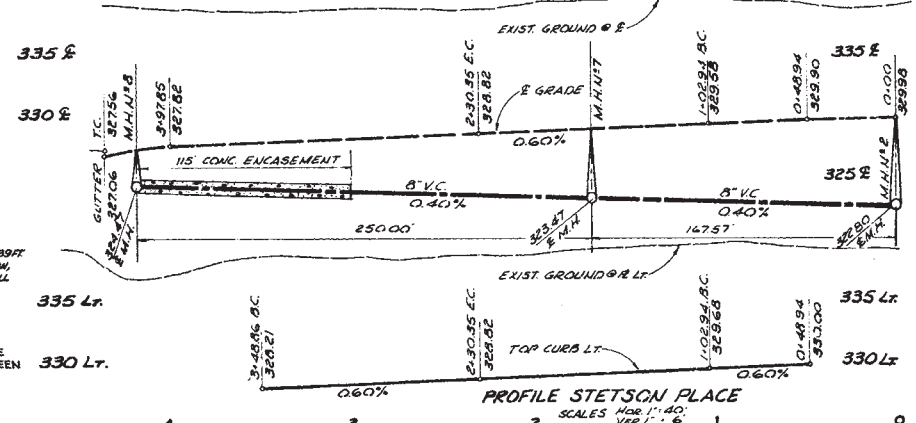
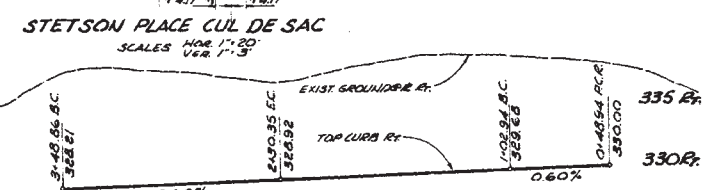
AS BUILT INDEXED



NOTE:
 ALL ELEVATIONS SHOWN HEREIN ARE 0.89 FT TO HIGH TO CORRECT TO TRUE ELEVATION, CITY DATUM, SUBJECT TO 0.89 FT. FROM ALL ELEV. SHOWN AS BELOW.

BENCH MARK
 CHISEL "d" IN THE TOP OF CURB AT EAST SIDE OF HONORS DRIVE AT 33+34.71 (BODY LINE BETWEEN U.C. NR 1 & U.C. NR 3) ELEV. 331.90 CITY DATUM.

ADD 6.12' TO CITY DATUM TO OBTAIN MEAN SEA LEVEL DATUM.



CITY OF SAN DIEGO		SHEET 5 OF 6 SHEETS		W.O. NO. 76614
ENGINEERING DEPARTMENT				
PLAN REVISION	BY	DATE	APPROVAL	
"AS BUILT"	RLK	3-12-65	[Signature]	Feb 4, 1964
CONSTRUCTION RECORD		DATE SHIPPED		
WATER DEPT.	SEWERAGE	2-12-65		
PLANNING DEPT.	DRAINAGE	SITE CONDITIONS		
ELECTRICAL	HIGHWAY	CONTR. PANORAMA CORP. HANF. E. JONES		
GRADES	TRAFFIC	FIELD NO. 250-1103		
DESIGNED	CONTROL	11436-5-D		

AS BUILT INDEXED
 FEB 17 1964

WORK TO BE DONE

THE IMPROVEMENTS CONSIST OF THE FOLLOWING WORK TO BE DONE ACCORDING TO THESE PLANS AND THE FOLLOWING STANDARD DRAWINGS AND SPECIFICATIONS OF THE CITY OF SAN DIEGO.

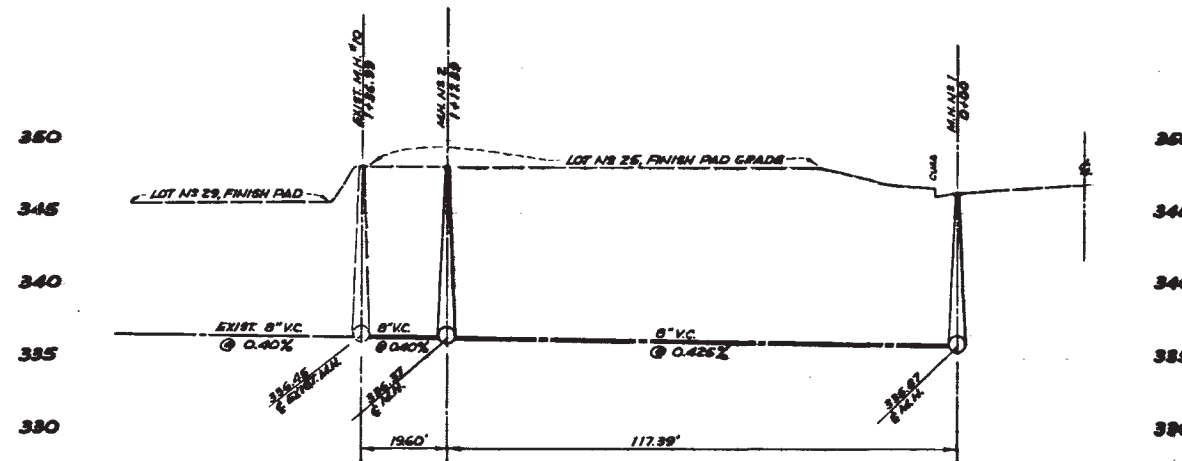
SPECIFICATIONS

PART 1, FILED APRIL 9, 1958 INCLUDING AMENDMENT, FILED APRIL 8, 1959 AND NOV 23, 1962, SECTION 1 FILED OCT. 26, 1961.
PART V, FILED MAY 9, 1959, GENERAL CONDITIONS FOR PRIVATE CONTRACT WORK, SEC. 50, SPECIAL CONDITIONS P-18, REVISED MARCH 1, 1963, HERETO ATTACHED.

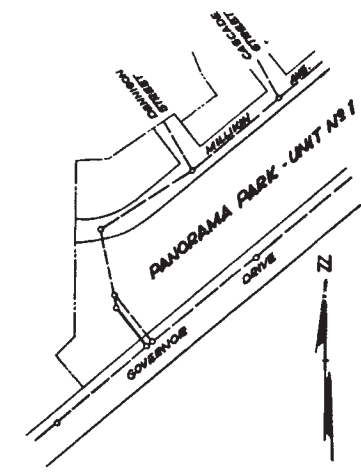
IMPROVEMENTS	STD. DWGS.	SYMBOL
V.C. SEWER MAINS	S-1-59	
CONCRETE MANHOLE	S-8-63, M-23-67	

REFERENCE DRAWINGS

10468-3-D, 10468-6-D PANORAMA PARK UNIT NO. 1.

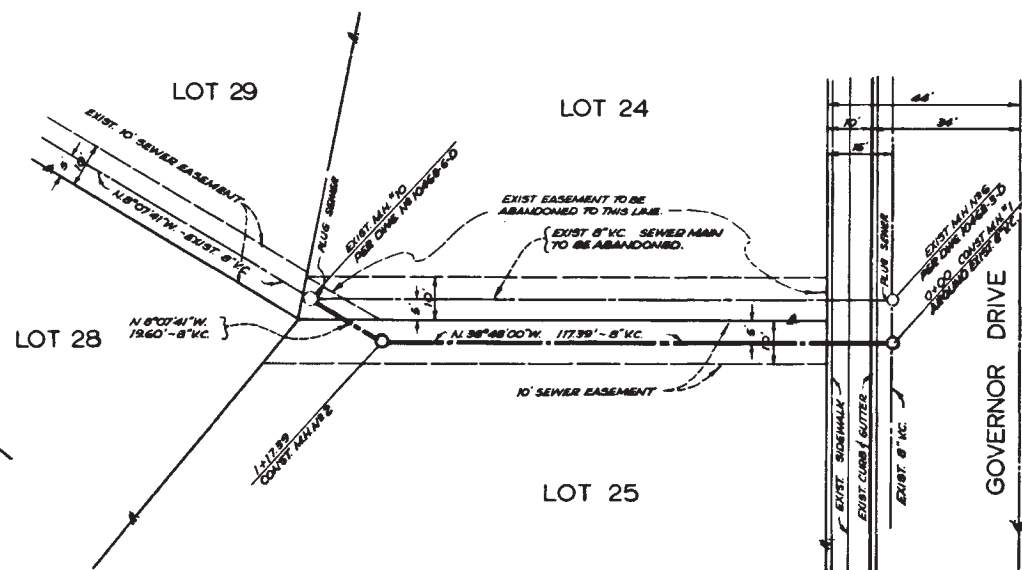


PROFILE
SCALE HORIZ. 1"=20'
VERT. 1"=8'



VICINITY MAP
SCALE 1"=200'

MICROFILMED
JUN 19 1964

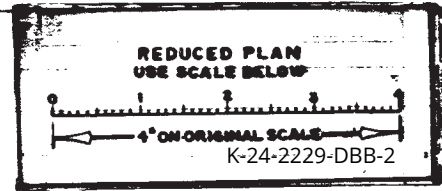


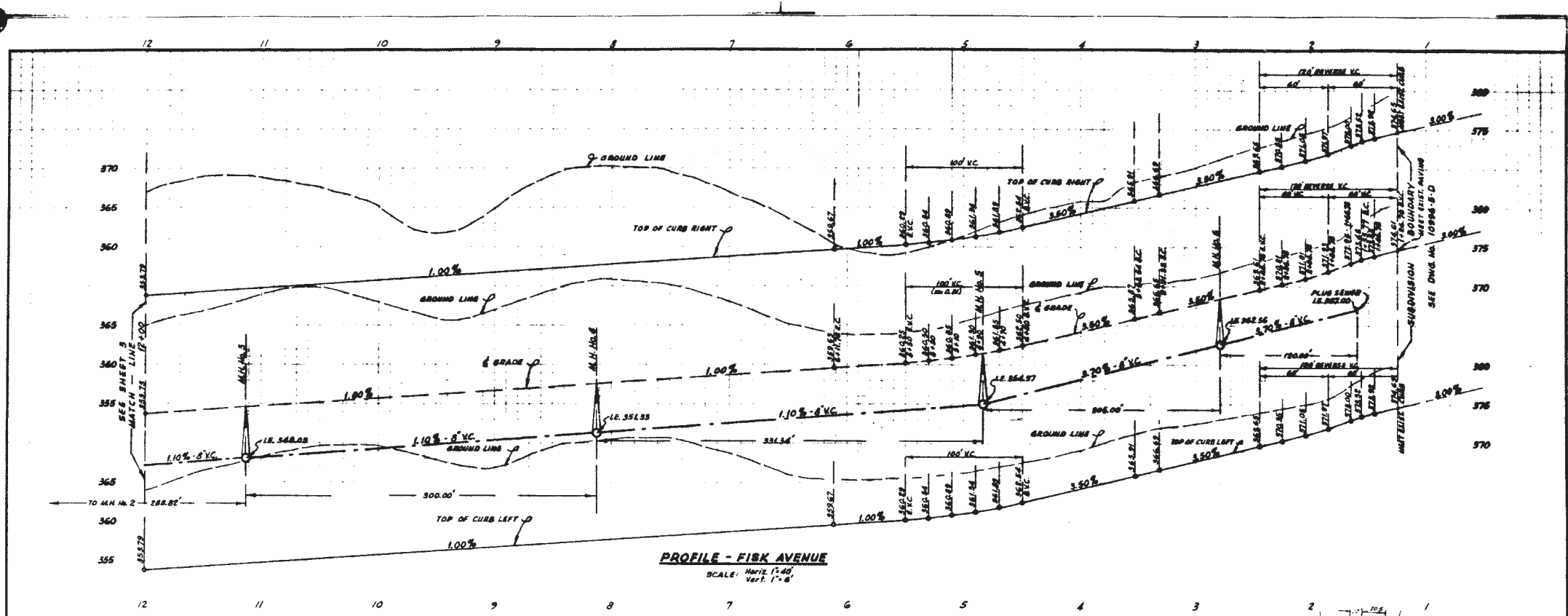

SEWER MAIN
PLAN
SCALE 1"=20'

PRIVATE CONTRACT ROY L. JLEMA ENGINEERS INC.
ENGINEER OF WORK *R. L. Jlema* R.C.E. NO. 6486

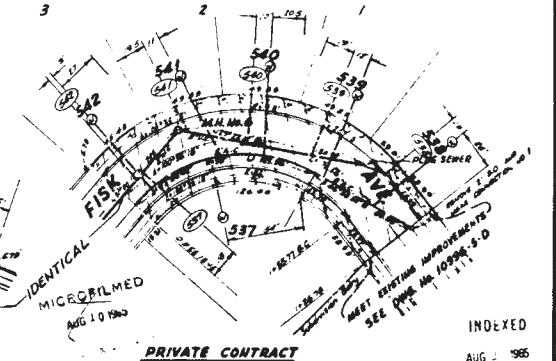
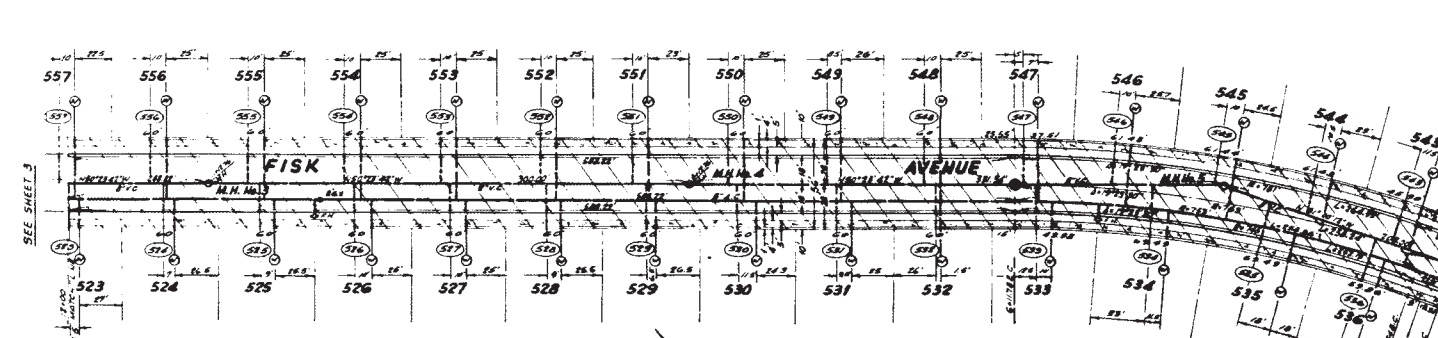
PLANS FOR THE RELOCATION OF SEWER MAIN LOT 25 - PANORAMA PARK - UNIT NO. 1				CITY OF SAN DIEGO ENGINEERING DEPARTMENT		SHEET 1 OF 1 SHEETS		W.D. NO. 20020	
CHANGE	BY	DATE	APPROVAL	DATE	BY	DATE	BY	DATE	BY
"AS BUILT"	PHG	12-64	<i>[Signature]</i>	1/30/64					
CONSTRUCTION RECORD				ELECTRICAL		HIGHWAY		CHECKED	
DATE STARTED 2-5-64				DATE COMPLETED 4-3-64		STRUCTURAL		GRADES	
CONTR. TAYLOR-SLOAN				INSPECTION E. JONES		TRAFFIC		DESIGNED	
FIELD BOOK								11442-1-D	

AS BUILT PUBLIC IMPROVEMENT APPLICATION #A-1144-1





PROFILE - FISK AVENUE
SCALE: Horiz. 1"=40'
Vert. 1"=4'



DON NASLAND
ENGINEERING & SURVEYS
LAND PLANNING
210 UNIVERSITY, SAN DIEGO
TEL. 296-6373

ENGINEER OF WORK
DON NASLAND
DEC 16, 1974

INDEXED
AUG. 1965

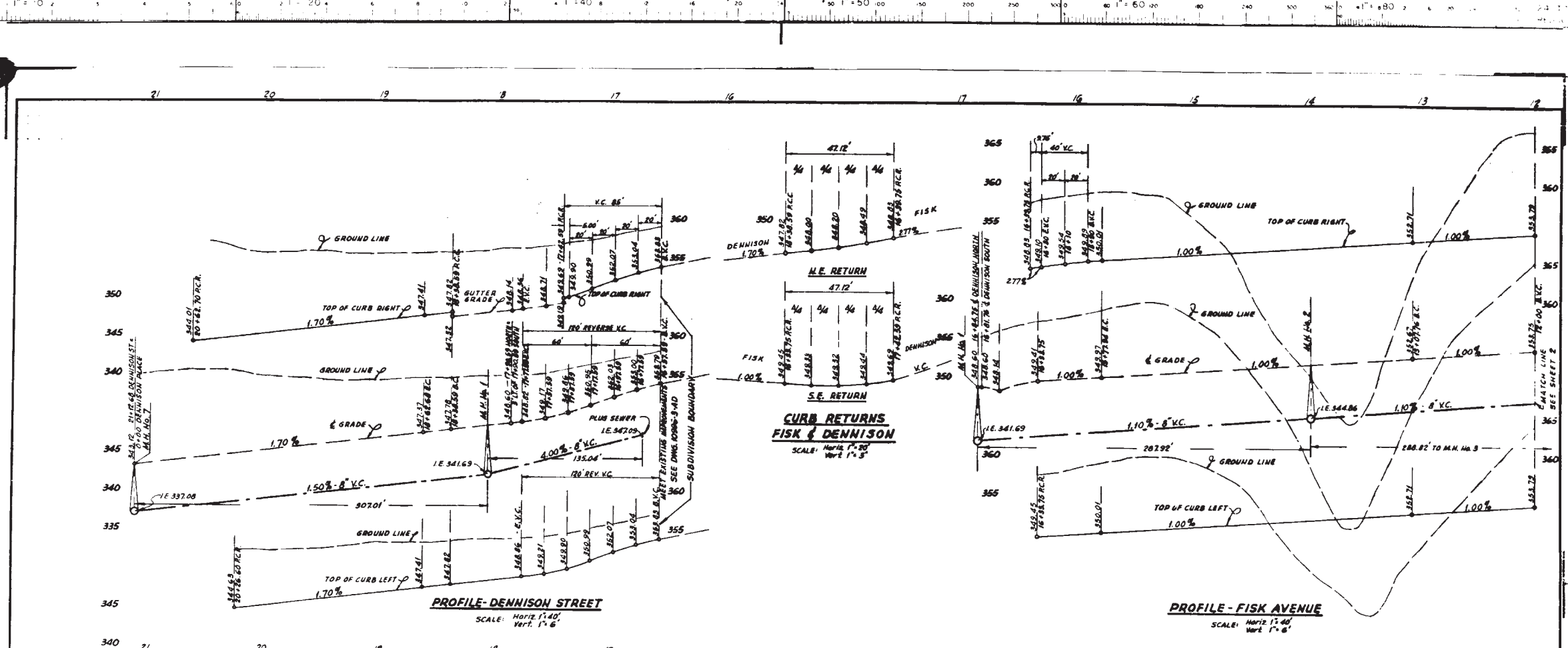
PRIVATE CONTRACT

PLANS FOR THE IMPROVEMENT OF FISK AVENUE
UNIVERSITY HILLS UNIT NO. 7

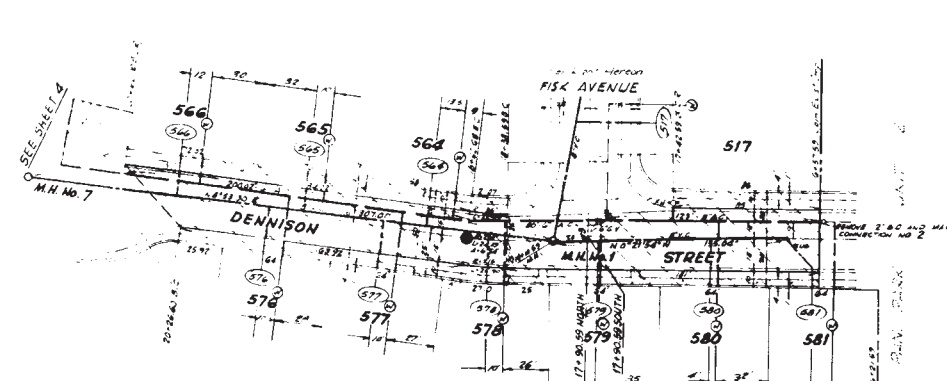
CITY OF SAN DIEGO
ENGINEERING DEPARTMENT

PLAN NO.	77004
DATE	11-15-64
BY	E.E. HARRIS
CHECKED	E.E. HARRIS
APPROVED	E.E. HARRIS
SCALE	AS SHOWN
FIELD NO.	11767-B-D

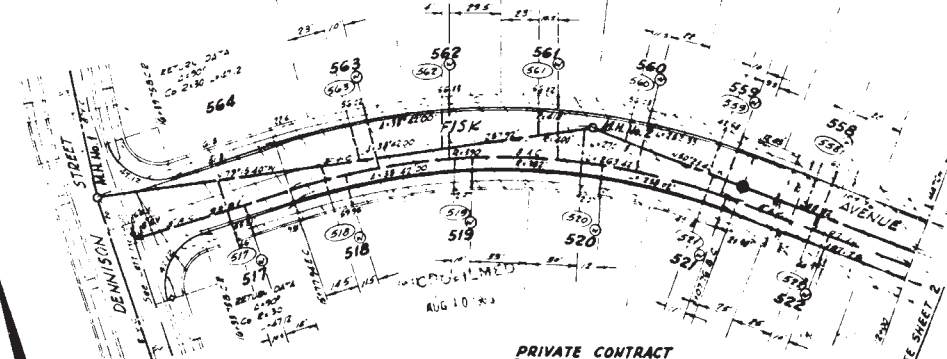
MICROFILMED
DEC 15 1965
AS BUILT



**CURB RETURNS
FISK & DENNISON**
SCALE: Horiz. 1" = 40'
Vert. 1" = 6'



SCALE: 1" = 40'



PRIVATE CONTRACT

**PLANS FOR THE IMPROVEMENT OF DENNISON STREET & FISK AVENUE
UNIVERSITY HILLS UNIT NO. 7**

CITY OF SAN DIEGO
ENGINEERING DEPARTMENT

DATE: 7/21/66
BY: [Signature]
CHECKED: [Signature]
APPROVED: [Signature]

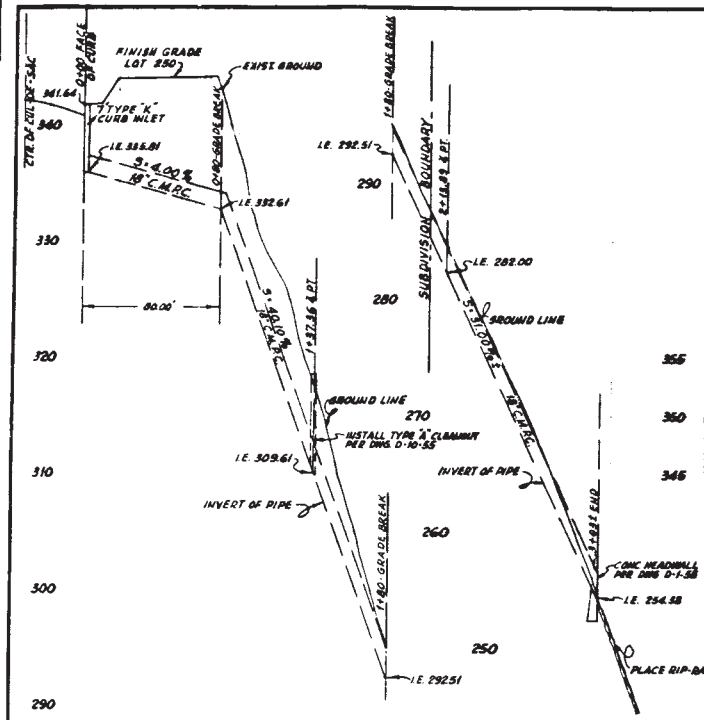
NO. 77004

ENGINEER OF WORK: Don Nasland, D.E. No. 15174

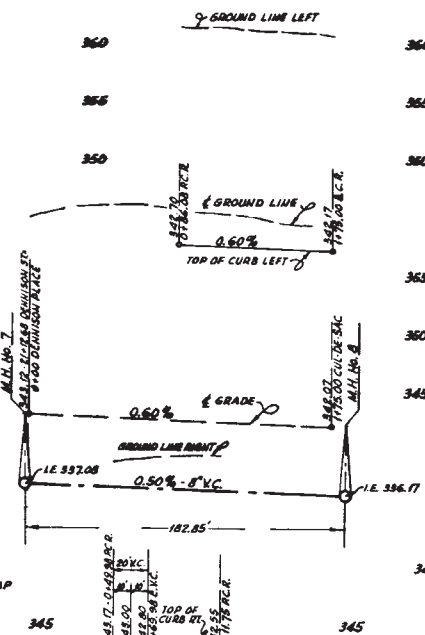
D.N. No. 1004-65

11767-S-D


MICROFILMED
AS BUILT



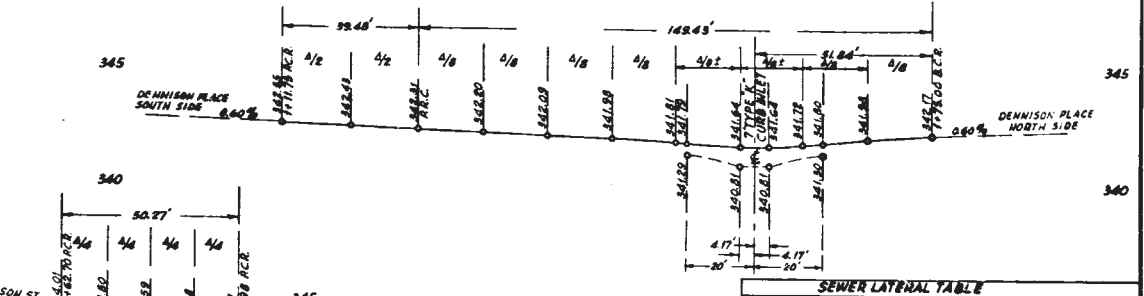
PROFILE - STORM DRAIN
SCALE: Horiz 1"=40'
Vert 1"=6'



PROFILE - DENNISON PLACE
SCALE: Horiz 1"=40'
Vert 1"=6'



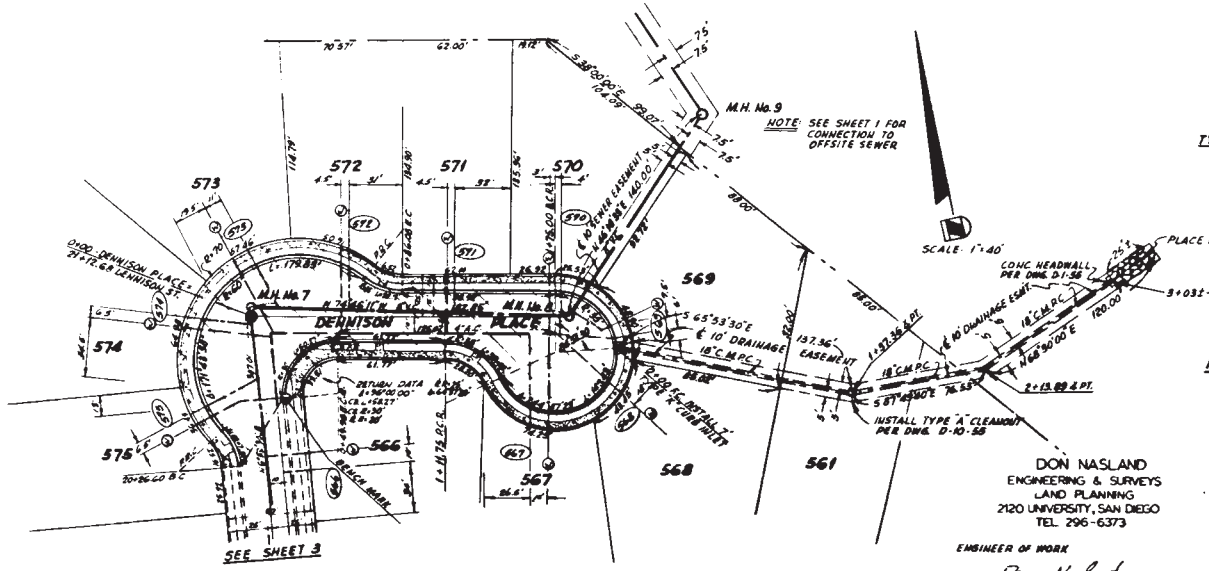
KNUCKLE - DENNISON STREET & DENNISON PLACE
SCALE: Horiz 1"=30'
Vert 1"=3'



CUL-DE-SAC - DENNISON PLACE
SCALE: Horiz 1"=20'
Vert 1"=3'

SE. RETURN DENNISON ST & DENNISON PLACE
SCALE: Horiz 1"=20'
Vert 1"=3'

SEWER LATERAL TABLE							
LAT. NO.	A	B	C	D	X	Y	REMARKS
577							
578							
579							
580							
581							
582							
583							
584							
585							
586							
587							
588							
589							
590							
591							
592							
593							
594							
595							
596							
597							
598							
599							
600							



TYPICAL LOCATION FOR WATER & SEWER CONNECTIONS
(TO BE USED UNLESS DIMENSIONED IN PLAN)

PLANS FOR THE IMPROVEMENT OF DENNISON PLACE UNIVERSITY HILLS UNIT NO. 7

CITY OF SAN DIEGO
ENGINEERING DEPARTMENT

PROJECT NO. 77004
SHEET 4 OF 7 SHEETS

DATE: July 23, 1963

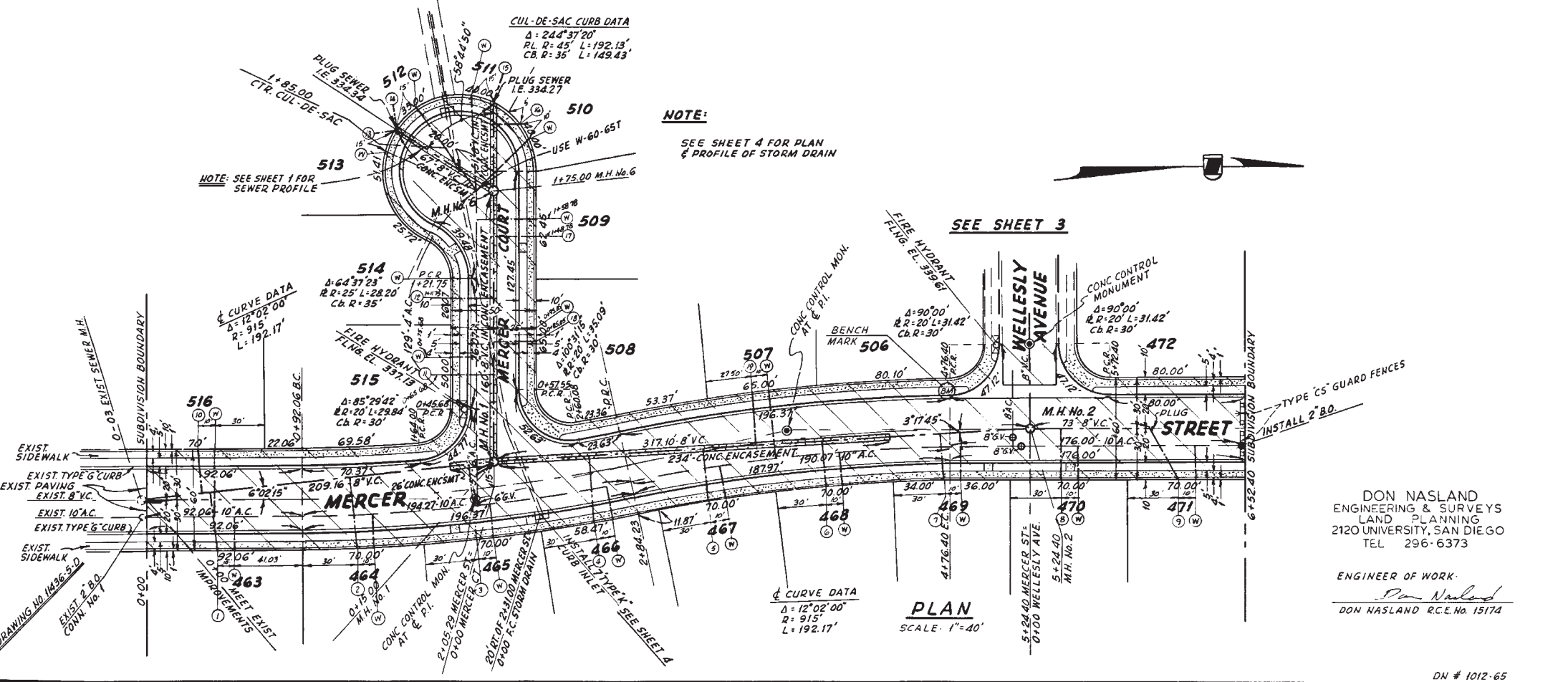
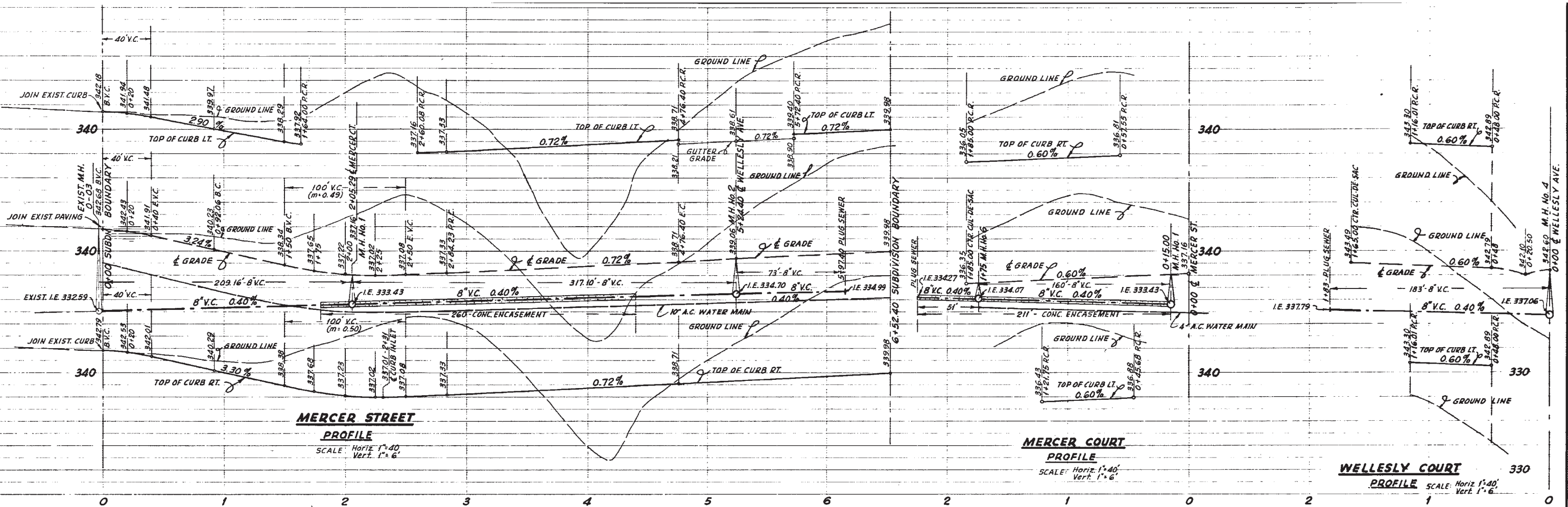
DESIGNED BY: [Signature]
CHECKED BY: [Signature]
APPROVED BY: [Signature]

ENGINEER OF WORK: Don Nasland
DON NASLAND, P.E. No. 7894, D.M. No. 1004, 65

DATE: 5, 1966

11767-4-D

AS BUILT



PRIVATE CONTRACT

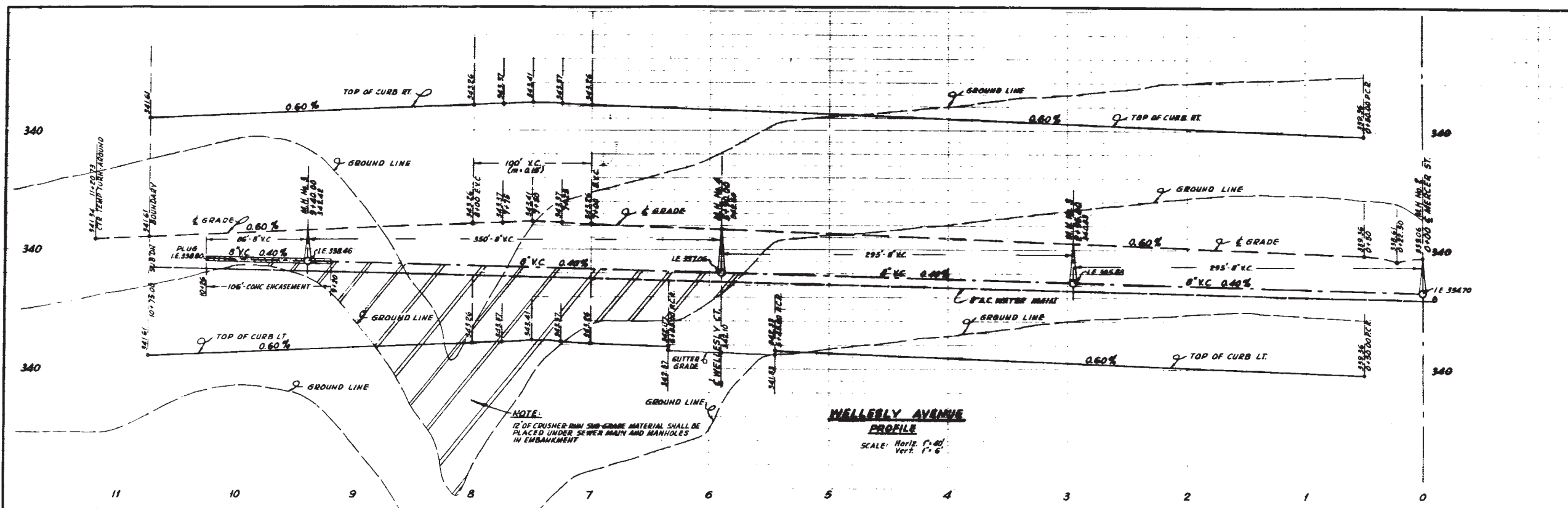
PLANS FOR THE IMPROVEMENT OF MERCER STREET AND MERCER COURT IN UNIVERSITY HILLS UNIT NO. 6

CITY OF SAN DIEGO ENGINEERING DEPARTMENT			SHEET 2 OF 4 SHEETS	W.O. NO. 77060
CHANGE	BY	DATE	APPROVAL	
As Built	ER	3-9-66		
CONSTRUCTION RECORD			APPROVALS FOR	
DATE STARTED	DATE COMPLETED	ELECTRICAL	SEWERAGE	
4/1/65	1/25/66	PLANNING DEPT.	DRAINAGE	
CONTR. Hazard	INSP Jones	STRUCTURAL	HIGHWAY	
FIELD BOOK 2-52-1703		TRAFFIC	GRADES	
		CONTROL		
				DESIGNED
				11926-2-D

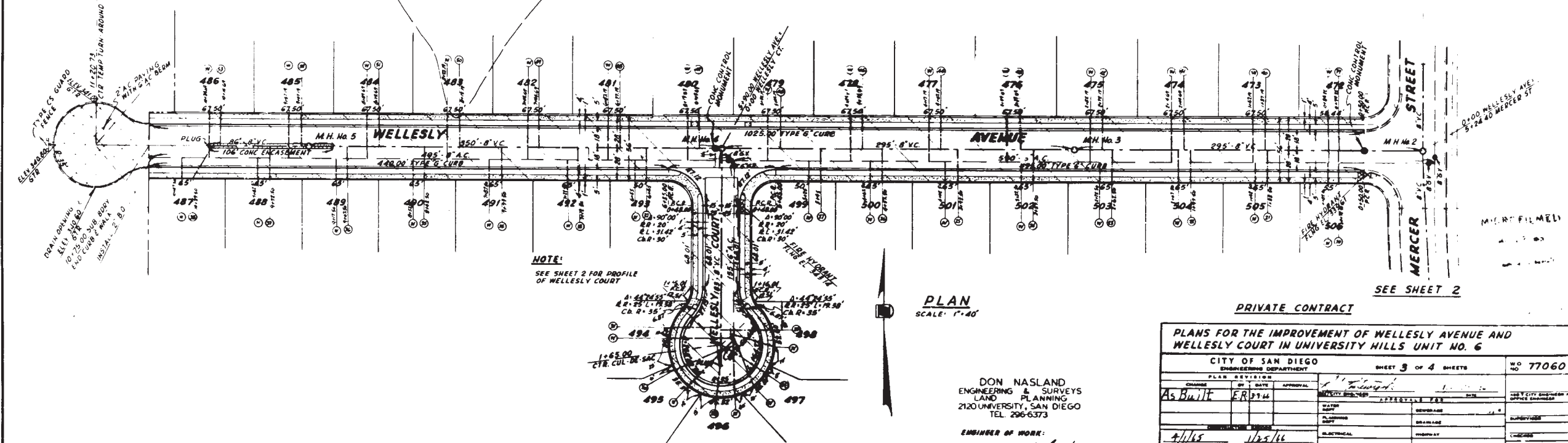
DON NASLAND
ENGINEERING & SURVEYS
LAND PLANNING
2120 UNIVERSITY, SAN DIEGO
TEL 296-6373

ENGINEER OF WORK
Don Nasland
DON NASLAND R.C.E. No. 15174

DN # 1012-65



NOTE:
12 OF COURSER RUN SUB-GRADE MATERIAL SHALL BE PLACED UNDER SEWER MAIN AND MANHOLES IN EMBANKMENT



NOTE:
SEE SHEET 2 FOR PROFILE OF WELLESLY COURT

PLAN
SCALE: 1" = 40'

DON NASLAND
ENGINEERING & SURVEYS
LAND PLANNING
2120 UNIVERSITY, SAN DIEGO
TEL 296-6373

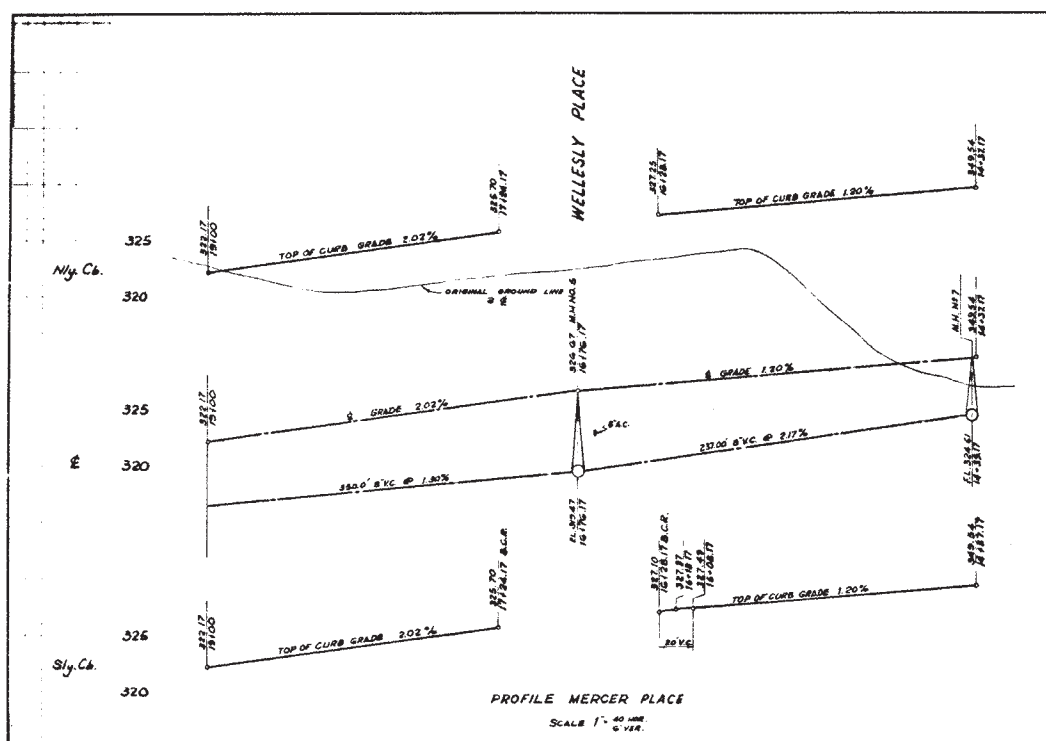

ENGINEER OF WORK:
Don Nasland
DON NASLAND R.C.E. No. 18174
DN 6 1012-65

PRIVATE CONTRACT

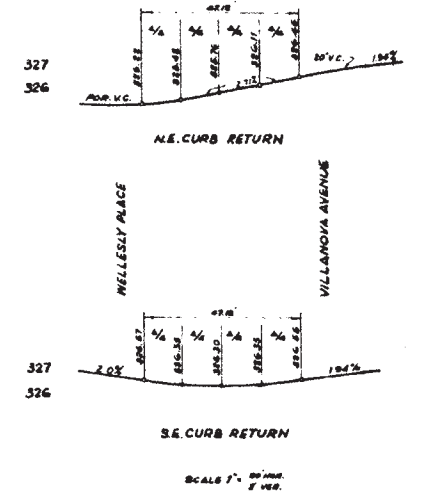
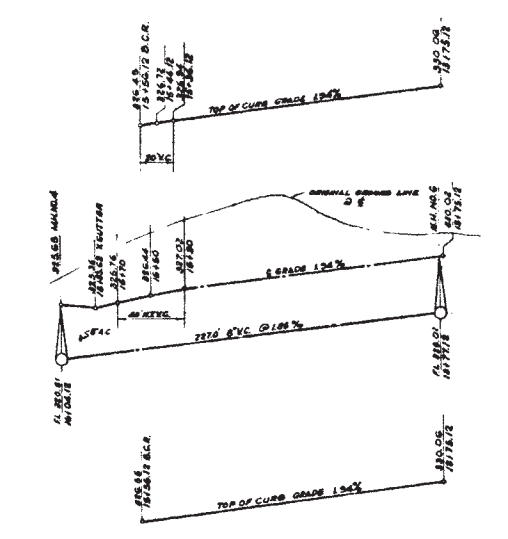
PLANS FOR THE IMPROVEMENT OF WELLESLY AVENUE AND WELLESLY COURT IN UNIVERSITY HILLS UNIT NO. 6

CITY OF SAN DIEGO		ENGINEERING DEPARTMENT		SHEET 3 OF 4 SHEETS		W.O. NO. 77060	
CHANGE	DATE	APPROVAL	BY	DATE	BY	DATE	BY
As Built	ER 9/14						
DESIGNED	DATE	APPROVAL	BY	DATE	BY	DATE	BY
4/1/65	1/25/64						
DESIGNED	DATE	APPROVAL	BY	DATE	BY	DATE	BY
Hazard	Jan 64						
FIELD NO.	250-1703			11926-3-D		L.C. 250-1703	

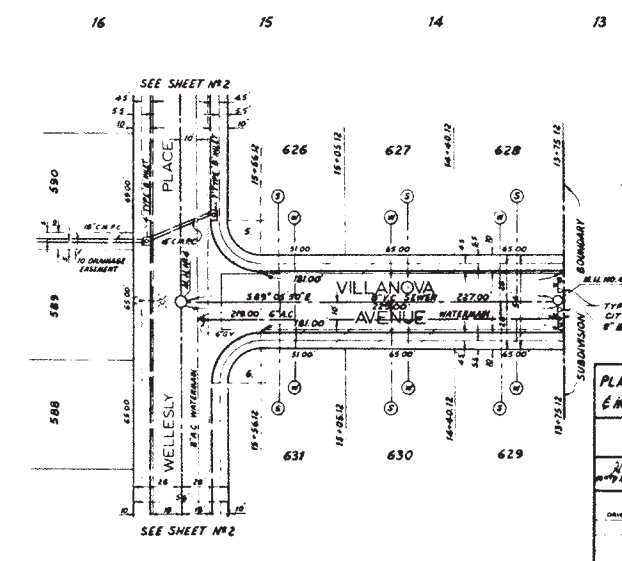
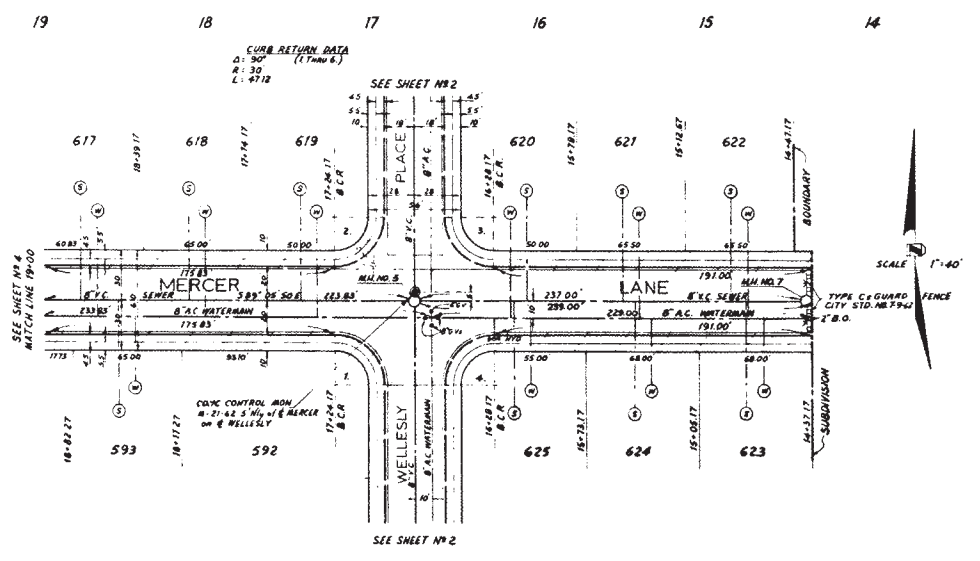
AS BUILT



Nly. Cb. 330
325
330
325
320
330
325
Sly. Cb. 330
325



BENCH MARK
GRASS PLUS A.W. COR. MERCER ST. &
WELLESLEY AVE. ELEV. 328.77 A.B.L. DATUM



DON NASLAND
ENGINEERING & ARCHITECTS
LAND PLANNING
2401 UNIVERSITY, SAN DIEGO
TEL. 235-6173
Don Nasland
Don Nasland RCE 15174

PRIVATE CONTRACT

PLANS FOR THE IMPROVEMENT OF VILLANOVA AVENUE & MERCER LANE - IN UNIVERSITY HILLS - UNIT NO. 3

CITY OF SAN DIEGO, CALIFORNIA
ENGINEERING DEPARTMENT
SHEET 3 OF 7 SHEETS

NO. 77191

DATE: 6-7-66

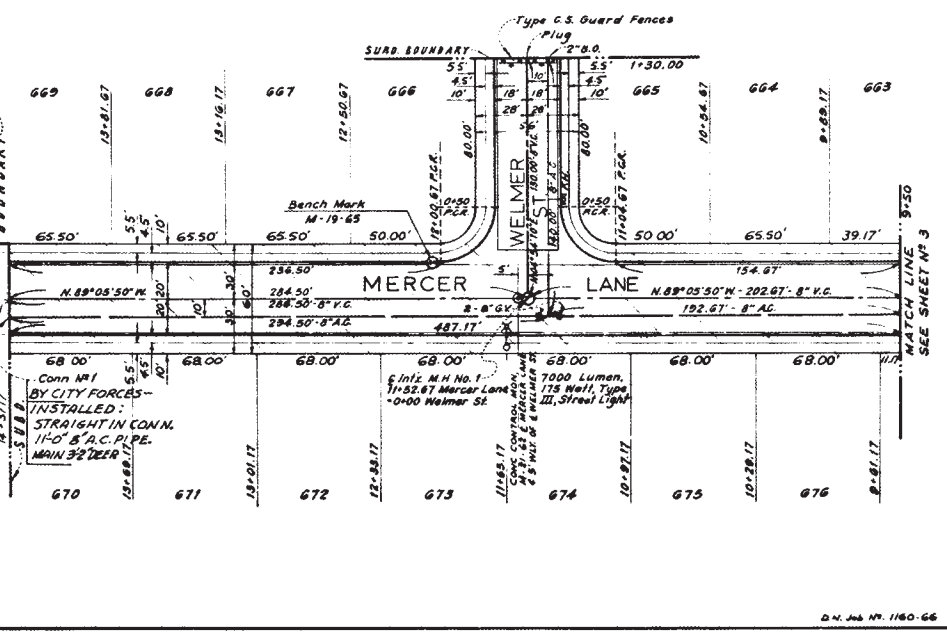
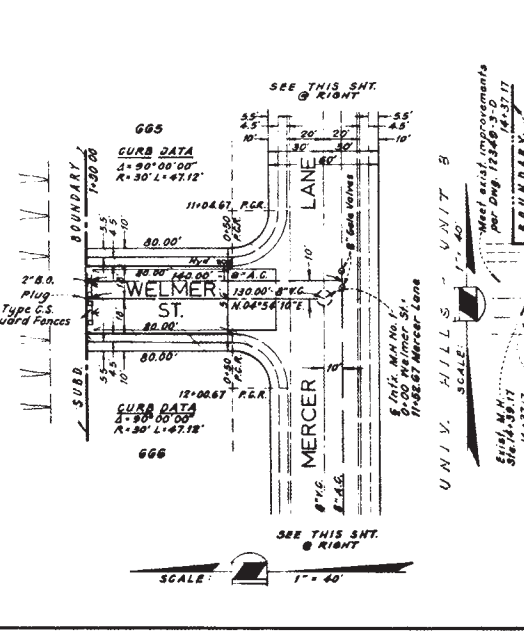
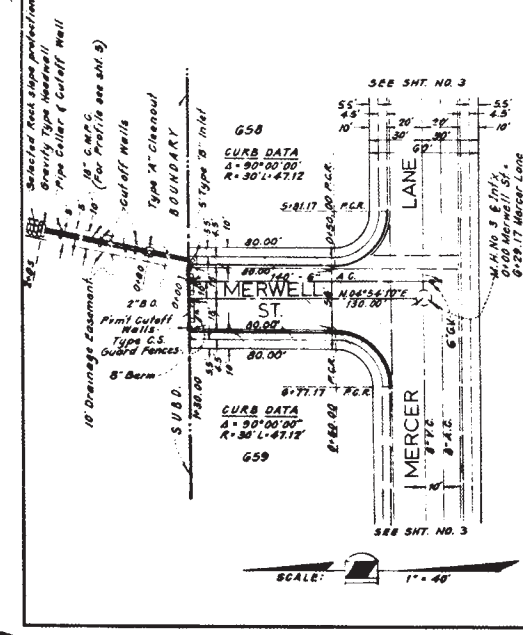
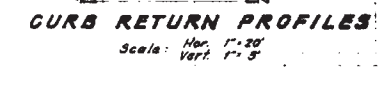
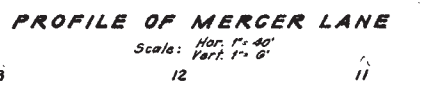
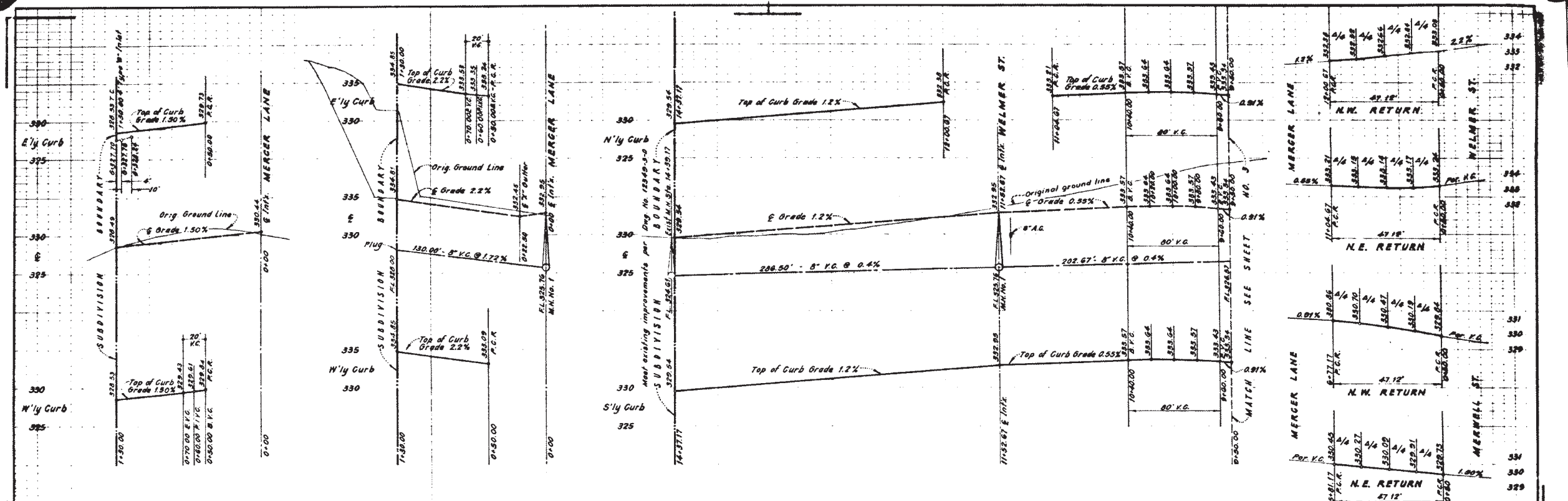
250-1703

CONTRACTOR: YEE HAYES
INSPECTOR: JONES PARR

DATE COMPLETED: 3-7-67

12349-3-D

AS BUILT

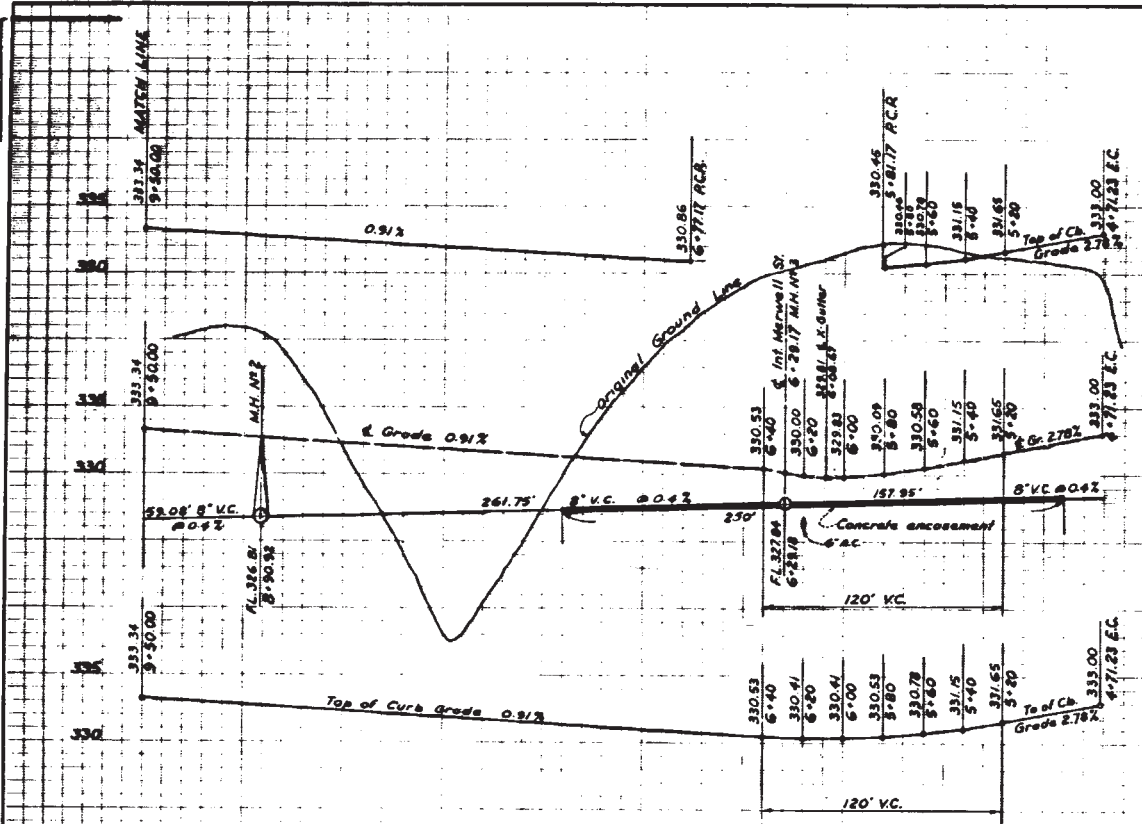


BENCH MARK:
Cross plug at the Southwest corner of Mercer Street & Wellesley Avenue. Elev. 338.77 M.S.L. Datum.

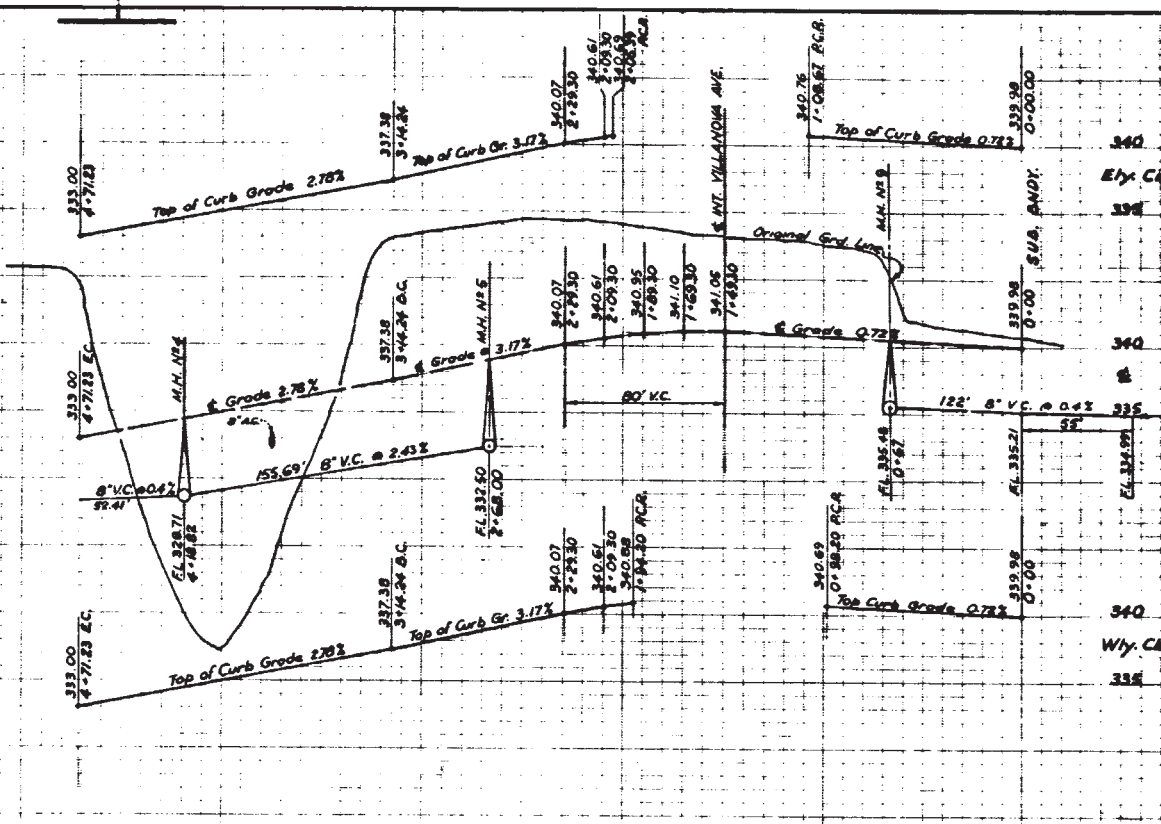
DON NISLAND
ENGINEERING & SURVEYS
AND PLANNING
170 UNIVERSITY AVENUE, SAN DIEGO
256-6573
Don Nisland REG 18174
PRIVATE CONTRACT

PLANS FOR THE IMPROVEMENT OF MERCER LANE IN UNIVERSITY HILLS - UNIT #9	
CITY OF SAN DIEGO, CALIFORNIA ENGINEERING DEPARTMENT SHEET 2 OF 5 SHEETS	W.D. NO. 77296
ORIGINAL 2 - REVISED AS BUILT	11-22-66 11-22-66 11-22-66 250-1703 11-22-66 12589-2-D

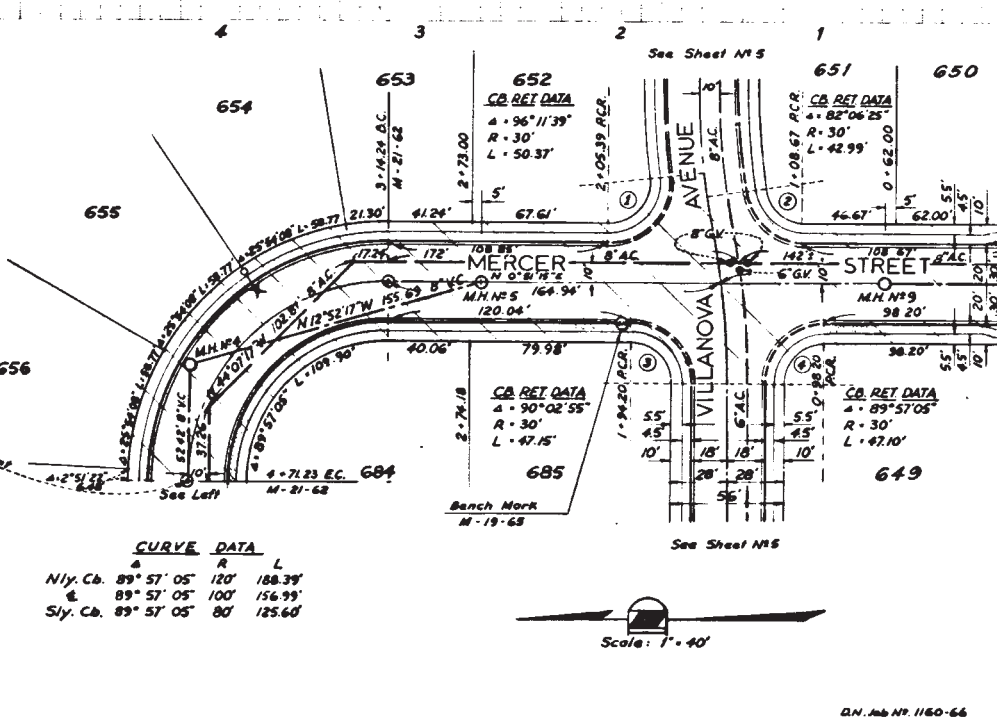
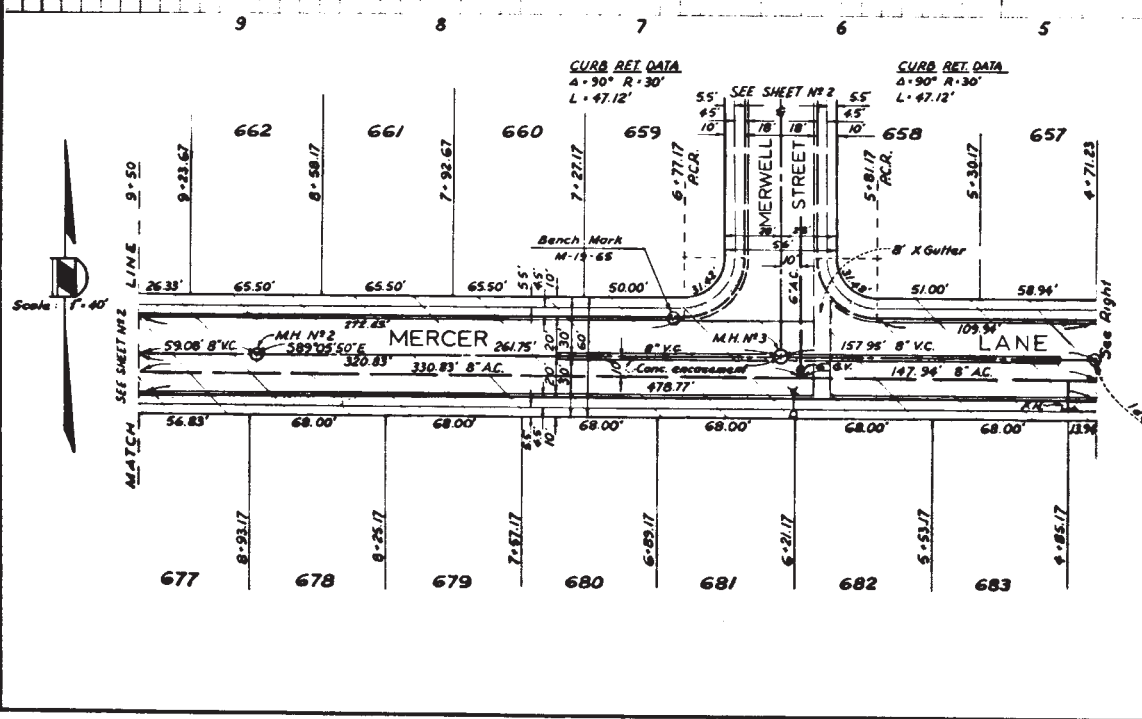
AS BUILT



PROFILE MERCER LANE
Scale: 1" = 40' HOR.
6" VERT.



PROFILE MERCER STREET
Scale: 1" = 40' HOR.
6" VERT.



BENCH MARK:
Brass plug at the Southwest corner of Mercer Street & Wellesley Avenue.
Elev. 338.77 M.S.L. Datum.

BY CITY FORCES INSTALLED:
2" 8" COUPLINGS, HOOPED.
2" 8" A.C. PIPE.
2" 8" A.C. PIPE.
1" 10" 8" REDUCER.
1" 10" ADAPTER, MANHOLES.

DON NISLAND
ENGINEERING & SURVEYS
LAND PLANNING
2120 UNIVERSITY AVENUE, SAN DIEGO
296 - 6373

D. Nisland
DON NISLAND, REG. 16178

PRIVATE CONTRACT

PLANS FOR THE IMPROVEMENT OF MERCER ST. & MERCER LANE IN UNIVERSITY HILLS - UNIT N9	
CITY OF SAN DIEGO, CALIFORNIA ENGINEERING DEPARTMENT SHEET 3 OF 5 SHEETS	NO. 77296
DATE 4-22-66	BY <i>[Signature]</i>
APPROVED BY <i>[Signature]</i>	DATE 4-22-66
FILED <i>[Signature]</i>	DATE 4-22-66
ORIGINAL	APPROVED
AS BUILT	DATE 11-23-64
250-1703	
CONTRACTOR TAYLOR & CLARK DATE STARTED 11-24-64	
INSPECTOR POKER DATE COMPLETED 10-11-65	

CURVE DATA

Δ	R	L
Nix. Ch. 89° 57' 05"	120'	188.39'
Sly. Ch. 89° 57' 05"	100'	156.99'
	80'	125.60'



AS BUILT

APPENDIX F
ADJACENT PROJECT MAPS

UNIVERSITY CITY IMPROV 2

(MAP 1 OF 2)



THIS MAP/DATA IS PROVIDED WITHOUT WARRANTY OF ANY KIND, EITHER EXPRESS OR IMPLIED, INCLUDING, BUT NOT LIMITED TO, THE IMPLIED WARRANTIES OR MERCHANTABILITY AND FITNESS FOR A PARTICULAR PURPOSE. Note: This product may contain information reproduced with permission granted by RAND McNALLY & COMPANY to SanGIS. This map is copyrighted by RAND McNALLY & COMPANY. It is unlawful to copy or reproduce all or any part thereof, whether for personal use or resale, without the prior, written permission of RAND McNALLY & COMPANY.



Legend

- University City Improv 2
- AC Water & Sewer Group 1048 (S)
- Rose Canyon TS (RSTS) Joint Repair
- Point Repair
- AC Water & Sewer Group 1048 (W)
- University City Improv 1 (S)
- Proposed Bike Path
- NC Morena Blvd Pump Stations & Pipelines
- University City Improv 1 (W)

Document Path: S:\PITS\PITS-CIP-Preliminary-Engineering-and-Program-Coordination\Drafting\Water & Sewer Projects\AC Water Projects\University City Improv 2\CIP Tracking\Project Coordination Map\Predesign Coordination Map 1of2 (12-1-2020).mxd

UNIVERSITY CITY IMPROV 2

(MAP 2 OF 2)



University City Improv 1 (S)
Start Construction: 5/19/2022
End Construction: 5/1/2024

University City Improv 1 (W)
Start Construction: 5/19/2022
End Construction: 5/1/2024

Legend

- University City Improv 2
- University City Improv 1 (S)
- Point Repair
- University City Improv 1 (W)



Document Path: S:\PITS\PITS-CIP-Preliminary-Engineering-and-Program-Coordination\Drafting\Water & Sewer Projects\AC Water Projects\University City Improv 2\CIP Tracking\Project Coordination Map\Predesign Coordination Map 2of2 (12-1-2020).mxd

THIS MAP/DATA IS PROVIDED WITHOUT WARRANTY OF ANY KIND, EITHER EXPRESS OR IMPLIED, INCLUDING, BUT NOT LIMITED TO, THE IMPLIED WARRANTIES OR MERCHANTABILITY AND FITNESS FOR A PARTICULAR PURPOSE. Note: This product may contain information reproduced with permission granted by RAND MCNALLY & COMPANY to SanGIS. This map is copyrighted by RAND MCNALLY & COMPANY. It is unlawful to reproduce all or any part thereof, whether for personal use or resale, without the prior, written permission of RAND MCNALLY & COMPANY.

APPENDIX G
SEWER PIPELINE SPREADSHEET

University City Improvement 2 (S) (B-21044) _ Sewer Pipeline Spreadsheet

Map Sheet Number	Street Name	FSN	Length (Feet)	Size (Inch)	Material	Action	DS MH ID	DS MH IE	DS MH Depth	US MH ID	US MH IE	US MH Depth	Lateral	Thomas Bro	Council District	Community	Field Book
1	STRESEMANN ST	7971	340	8	VC	REHAB	99	324.97	11	199	326.33	7	4	1228B6	1	UNIVERSITY	C10S
	STRESEMANN ST	7972	350	8	VC	POINT REPAIR MH99- >100: @3'	100	323.57	15	99	324.97	11	7	1228B6	1	UNIVERSITY	C10S
	STRESEMANN ST	7973	200	8	VC	REHAB	211	322.77	17	100	323.57	15	4	1228B6	1	UNIVERSITY	C10S
	STRESEMANN ST	13403	329	8	VC	REHAB	186	319.97	23	209	321.37	22	8	1228B7	1	UNIVERSITY	C10S
	STRESEMANN ST	13404	350	8	VC	REHAB	209	321.37	22	211	322.77	17	8	1228B8	1	UNIVERSITY	C10S
	LAMAS ST	7974	263	8	VC	REHAB	100	323.57	15	102	333.30	11	0	1228B6	1	UNIVERSITY	C10S
	LORD CECIL ST	7975	268	8	VC	REHAB	102	333.30	11	101	334.37	6	9	1228B6	1	UNIVERSITY	C10S
	LAMAS ST	7976	300	8	VC	REHAB	102	333.30	11	107	334.50	10	7	1228B6	1	UNIVERSITY	C10S
	LORD CECIL ST	7977	260	8	VC	REHAB	102	333.30	11	103	337.46	7	7	1228B6	1	UNIVERSITY	C10S
	LORD CECIL ST	7978	300	8	VC	REHAB	103	337.46	7	210	340.46	6	8	1228B6	1	UNIVERSITY	D10S
	PASSY AV	7979	130	8	VC	REHAB	103	337.46	7	104	337.98	6	1	1228B6	1	UNIVERSITY	C10S
	HABER ST	7980	150	8	VC	REHAB	105	336.60	6	106	337.35	6	7	1228B6	1	UNIVERSITY	C10S
	LAMAS ST	7981	104	8	VC	REHAB	107	334.50	10	108	334.92	11	2	1228B6	1	UNIVERSITY	C10S
	LAMAS ST	7982	192	8	VC	REHAB	108	334.92	11	109	335.69	11	5	1228B6	1	UNIVERSITY	C10S
	HABER ST	7996	309	8	VC	REHAB	125	334.46	6	105	336.60	6	10	1228B6	1	UNIVERSITY	C10S
	HABER ST	7997	168	8	VC	REHAB	126	333.79	5	125	334.46	6	2	1228B6	1	UNIVERSITY	C10S
	GOBAT AV	7998	267	8	VC	REHAB	182	332.72	9	126	333.79	5	7	1228B6	1	UNIVERSITY	C10S
	GOBAT AV	7999	159	8	VC	POINT REPAIR MH127- >126: @157'	126	333.79	5	127	334.43	6	2	1228B6	1	UNIVERSITY	C10S
	GOBAT AV	8000	346	8	VC	REHAB	127	334.43	6	128	336.16	6	8	1228B6	1	UNIVERSITY	C10S
	STRESEMANN ST	13377	28	8	VC	REHAB	180	331.05	15	179	331.16	14	1	1228C6	1	UNIVERSITY	D10S
STRESEMANN ST	13378	266	8	VC	REHAB	187	325.47	19	180	331.05	15	7	1228C6	1	UNIVERSITY	D10S	
GOBAT AV	13379	268	8	VC	REHAB	180	331.05	15	181	332.12	11	0	1228C6	1	UNIVERSITY	D10S	
GOBAT AV	13380	149	8	VC	REHAB	181	332.12	11	182	332.72	9	4	1228B6	1	UNIVERSITY	D10S	
LORD CECIL ST	13381	200	8	VC	REHAB	181	332.12	11	183	338.72	6	3	1228C6	1	UNIVERSITY	D10S	
LORD CECIL ST	13382	190	8	VC	REHAB	183	338.72	6	184	339.86	6	7	1228B6	1	UNIVERSITY	D10S	
LORD CECIL ST	13383	185	8	VC	REHAB	210	340.46	6	185	341.20	5	8	1228B6	1	UNIVERSITY	D10S	
STRESEMANN ST	13384	250	8	VC	REHAB	186	319.97	23	187	325.47	19	6	1228C6	1	UNIVERSITY	D10S	
2	HONORS DR	13258	349	8	VC	REHAB	65	248.89	6	213	271.22	7	8	1228C6	1	UNIVERSITY	D10S
	HONORS DR	13259	350	8	VC	REHAB	66	224.39	6	65	248.89	6	8	1228B6	1	UNIVERSITY	D10S
	HONORS DR	13260	350	8	VC	REHAB	67	190.79	7	66	224.39	6	7	1228B7	1	UNIVERSITY	D10S
	HONORS DR	13272	218	8	VC	REHAB	79	175.07	8	67	190.79	7	4	1228B7	1	UNIVERSITY	D10S
	CURIE PL	13274	185	8	VC	REHAB	79	175.07	8	80	191.76	7	1	1228B7	1	UNIVERSITY	D10S
	CURIE ST	13275	180	8	VC	REHAB	78	156.53	15	79	175.07	8	3	1228C7	1	UNIVERSITY	D10S
	HONORS DR	13400	130	8	VC	REHAB	206	329.04	7	205	329.56	6	3	1228C6	1	UNIVERSITY	D10S
	HONORS DR	13401	183	8	VC	REHAB	208	320.46	6	206	329.04	7	2	1228C6	1	UNIVERSITY	D10S
	SANDBURG	13402	300	8	VC	REHAB	206	329.04	7	207	332.04	7	5	1228C6	1	UNIVERSITY	D10S
	HONORS DR	13405	173	8	VC	REHAB	212	303.14	7	208	320.46	6	2	1228C6	1	UNIVERSITY	D10S
	HONORS CT	13406	107	8	VC	REHAB	212	303.14	7	214	307.98	7	1	1228C6	1	UNIVERSITY	D10S
	HONORS CT	13407	118	8	VC	REHAB	214	307.98	7	216	313.31	7	4	1228C6	1	UNIVERSITY	D10S
	HONORS DR	13408	319	8	VC	REHAB	213	271.22	7	212	303.14	7	7	1228C6	1	UNIVERSITY	D10S
	SANDBURG AV	13409	140	8	VC	REHAB	207	332.0	7	218	333.44	6	4	1228C6	1	UNIVERSITY	D10S
	DALEN AV	13251	225	8	VC	REHAB	61	303.80	8	57	322.91	6	5	1228C6	1	UNIVERSITY	D10S
	SANDBURG AV	13252	266	8	VC	REHAB	59	306.94	7	58	316.25	7	6	1228C6	1	UNIVERSITY	D10S
	DALEN AV	13253	350	8	VC	REHAB	107	238.59	9	60	271.84	12	4	1228C7	1	UNIVERSITY	D10S
	DALEN AV	13254	264	8	VC	REHAB	60	271.84	12	61	303.80	8	5	1228C6	1	UNIVERSITY	D10S
	DALEN PL	13255	123	8	VC	REHAB	61	303.80	8	62	304.30	13	0	1228C6	1	UNIVERSITY	D10S
	DALEN PL	13256	230	8	VC	REHAB	62	304.30	13	63	312.12	12	5	1228C6	1	UNIVERSITY	D10S
DALEN PL	13257	124	8	VC	REHAB	63	312.12	12	64	320.80	7	5	1228C6	1	UNIVERSITY	D10S	
PIRE AV	13261	200	8	VC	REHAB	71	227.22	9	70	228.02	15	5	1228C7	1	UNIVERSITY	D10S	
PRIVATE RD	13263	290	8	VC	REHAB	74	177.92	9	69	189.51	6	2	1228C7	1	UNIVERSITY	D10S	
PIRE AV	13264	266	8	VC	REHAB	72	220.83	6	71	227.22	9	6	1228C7	1	UNIVERSITY	D10S	
PIRE AV	13265	271	8	VC	REHAB	73	197.79	10	72	220.83	6	2	1228C7	1	UNIVERSITY	D10S	
CURIE ST	13266	340	8	VC	REHAB	73	197.79	10	107	238.59	9	6	1228C7	1	UNIVERSITY	D10S	
CURIE ST	13267	234	8	VC	REHAB	74	177.92	9	73	197.79	10	4	1228C7	1	UNIVERSITY	D10S	
CURIE ST	13268	288	8	VC	REHAB	77	158.80	9	74	177.92	9	5	1228C7	1	UNIVERSITY	D10S	
CURIE WY	13269	150	8	VC	REHAB	77	158.80	9	75	174.92	6	1	1228C7	1	UNIVERSITY	D10S	
CURIE WY	13270	110	8	VC	REHAB	75	174.92	6	76	182.10	8	4	1228C7	1	UNIVERSITY	D10S	
CURIE ST	13271	284	8	VC	REHAB	78	156.53	15	77	158.80	9	6	1228C7	1	UNIVERSITY	D10S	

University City Improvement 2 (S) (B-21044) _ Sewer Pipeline Spreadsheet

Map Sheet Number	Street Name	FSN	Length (Feet)	Size (Inch)	Material	Action	DS MH ID	DS MH IE	DS MH Depth	US MH ID	US MH IE	US MH Depth	Lateral	Thomas Bro	Council	Community	Field Book	
3	SANDBURG AV	13308	172	8	VC	REHAB	107	238.59	9	108	263.48	7	3	1228C7	1	UNIVERSITY	D10S	
	SANDBURG AV	13309	171	8	VC	REHAB	108	263.48	7	109	285.65	7	4	1228C6	1	UNIVERSITY	D10S	
	SANDBURG AV	13310	260	8	VC	REHAB	109	285.65	7	59	306.94	7	5	1228C6	1	UNIVERSITY	D10S	
	SANDBURG WY	13410	150	8	VC	REHAB	217	328.89	7	220	329.49	7	3	1228C6	1	UNIVERSITY	D10S	
	DALEN AV	13411	200	8	VC	REHAB	57	322.9	6	217	328.89	7	4	1228C6	1	UNIVERSITY	D10S	
	SANDBURG AV	13412	200	8	VC	REHAB	58	316.3	7	221	323.25	7	5	1228C6	1	UNIVERSITY	D10S	
SANDBURG AV	13413	160	8	VC	REHAB	221	323.25	7	219	328.85	7	3	1228C6	1	UNIVERSITY	D10S		
4	FRIED AV	13131	310	8	VC	REHAB	300	325.85	6	299	328.02	0	6	1228C6	1	UNIVERSITY	D09S	
	FRIED AV	13132	202	8	VC	REHAB	300	325.85	6	301	327.87	11	6	1228C5	1	UNIVERSITY	D09S	
	DUNANT ST	13133	150	8	VC	REHAB	301	327.87	11	302	329.37	13	5	1228C5	1	UNIVERSITY	D09S	
	FRIED AV	13374	310	8	VC	REHAB	299	328.02	0	192	336.30	7	9	1228C6	1	UNIVERSITY	D10S	
	FRIED AV	13375	180	8	VC	REHAB	192	336.30	7	190	337.03	7	5	1228C6	1	UNIVERSITY	D10S	
	HONORS DR	13386	245	8	VC	REHAB	204	318.87	11	188	330.14	7	4	1228C6	1	UNIVERSITY	D10S	
	HONORS DR	13387	350	8	VC	REHAB	188	330.14	7	189	336.09	6	7	1228C6	1	UNIVERSITY	D10S	
	HONORS DR	13388	200	8	VC	REHAB	189	336.09	6	191	337.29	6	8	1228C6	1	UNIVERSITY	D10S	
	RENAULT ST	13389	236	8	VC	REHAB	193	318.36	9	276	319.30	6	6	1228C6	1	UNIVERSITY	D10S	
	RENAULT ST	13390	304	8	VC	REHAB	195	317.14	16	193	318.36	9	6	1228C6	1	UNIVERSITY	D10S	
	RENAULT PL	13391	151	8	VC	REHAB	274	315.92	10	194	316.53	13	4	1228C6	1	UNIVERSITY	D10S	
	RENAULT PL	13392	154	8	VC	REHAB	194	316.53	13	195	317.14	16	3	1228C6	1	UNIVERSITY	D10S	
	RENAULT PL	13393	60	8	VC	REHAB	195	317.14	16	196	321.34	14	2	1228C6	1	UNIVERSITY	D10S	
	AWARD RW	13394	249	8	VC	REHAB	188	330.14	7	197	332.63	6	5	1228C6	1	UNIVERSITY	D10S	
	AWARD RW	13395	191	8	VC	REHAB	197	332.63	6	199	333.78	6	6	1228C6	1	UNIVERSITY	D10S	
	REGENTS RD	13422	326	8	VC	REHAB	229	232.27	9	270	251.85	9	0	1228C6	1	UNIVERSITY	D10S	
	REGENTS RD	13462	343	8	VC	REHAB	270	251.85	9	269	255.12	6	0	1228C6	1	UNIVERSITY	D10S	
	REGENTS RD	13463	343	8	VC	REHAB	270	251.85	9	271	262.83	14	0	1228C6	1	UNIVERSITY	D10S	
	REGENTS RD	13464	65	8	VC	REHAB	271	262.83	14	272	264.91	6	1	1228C6	1	UNIVERSITY	D10S	
	EASEMENT	13465	88	8	VC	REHAB	272	264.91	6	273	308.97	7	0	1228C6	1	UNIVERSITY	D10S	
RENAULT PL	13466	150	8	VC	REHAB	273	308.97	7	274	315.92	10	2	1228C6	1	UNIVERSITY	D10S		
RENAULT PL	13467	52	8	VC	REHAB	274	315.92	10	275	316.44	9	3	1228C6	1	UNIVERSITY	D10S		
RENAULT ST	13468	350	8	VC	REHAB	276	319.30	6	277	321.40	6	11	1228C6	1	UNIVERSITY	D10S		
RENAULT WY	13470	271	8	VC	REHAB	277	321.40	6	300	325.85	6	0	1228C5	1	UNIVERSITY	D09S		
5	CARNEGIE CT	13425	198	8	VC	REHAB	232	325.12	6	233	327.12	8	7	1228C6	1	UNIVERSITY	D10S	
	CARNEGIE CT	13426	265	8	VC	REHAB	233	327.12	8	245	336.89	10	0	1228C6	1	UNIVERSITY	D10S	
	SCRIPPS ST	13434	296	8	VC	REHAB	242	327.28	10	243	335.48	6	7	1228C6	1	UNIVERSITY	D10S	
	SCRIPPS ST	13435	296	8	VC	REHAB	243	335.48	6	244	339.58	6	10	1228C6	1	UNIVERSITY	D10S	
	SCRIPPS ST	13436	282	8	VC	REHAB	245	336.89	10	244	339.58	6	8	1228C6	1	UNIVERSITY	D10S	
	TULANE ST	13437	282	8	VC	REHAB	246	330.56	10	260	334.51	8	9	1228C6	1	UNIVERSITY	D10S	
	TULANE ST	13438	180	8	VC	REHAB	246	330.56	10	252	331.28	9	0	1228C6	1	UNIVERSITY	D10S	
	TULANE ST	13439	281	8	VC	REHAB	247	329.43	10	246	330.56	10	10	1228C6	1	UNIVERSITY	D10S	
	TULANE ST	13440	194	8	VC	REHAB	248	328.32	7	247	329.43	10	4	1228C6	1	UNIVERSITY	D10S	
	OCCIDENTAL ST	13441	260	8	VC	REHAB	242	327.28	10	248	328.32	7	4	1228C6	1	UNIVERSITY	D10S	
	TULANE CT	13446	145	8	VC	REHAB	252	331.28	9	254	331.86	6	3	1228C6	1	UNIVERSITY	D10S	
	TULANE CT	13447	211	8	VC	REHAB	254	331.86	6	255	333.92	6	7	1228C6	1	UNIVERSITY	D10S	
	TULANE CT	13448	49	8	Unk	REHAB	255	333.92	6	256	334.31	Unk	2	2	1228C6	1	UNIVERSITY	D10S
	TULANE ST	13449	300	8	VC	REHAB	259	335.69	7	258	336.89	9	10	1228C6	1	UNIVERSITY	D10S	
TULANE ST	13450	300	8	VC	REHAB	258	336.89	9	257	338.09	9	8	1228C6	1	UNIVERSITY	D10S		
TULANE ST	13451	243	8	VC	REHAB	257	338.09	9	321	342.98	6	9	1228D5	1	UNIVERSITY	D09S		
TULANE ST	13454	289	8	VC	REHAB	260	334.51	8	259	335.69	7	6	1228C6	1	UNIVERSITY	D10S		
6	MERCER ST	13044	317	8	VC	REHAB	261	333.43	4	263	334.70	5.00	5	1228D5	1	UNIVERSITY	D09S	
	MERCER CT	13045	160	8	VC	REHAB	261	333.43	4	206	334.07	2.00	4	1228D5	1	UNIVERSITY	D09S	
	MERCER CT	13046	51	8	VC	REHAB	206	334.07	2	204	334.27	2.00	2	1228D5	1	UNIVERSITY	D09S	
	MERCER CT	13047	67	8	VC	REHAB	206	334.07	2	205	334.34	2.00	2	1228D5	1	UNIVERSITY	D09S	
	STADIUM ST	13065	249	8	VC	REHAB	224	326.12	16	225	327.13	7.00	4	1228D5	1	UNIVERSITY	D09S	
	STETSON AV	13066	350	8	VC	REHAB	225	327.13	7	226	328.53	0	10	1228D5	1	UNIVERSITY	D09S	
	STETSON PL	13067	168	8	VC	REHAB	226	328.53	0	227	329.20	6	1	1228D5	1	UNIVERSITY	D09S	

University City Improvement 2 (S) (B-21044) _ Sewer Pipeline Spreadsheet

Map Sheet Number	Street Name	FSN	Length (Feet)	Size (Inch)	Material	Action	DS MH ID	DS MH IE	DS MH Depth	US MH ID	US MH IE	US MH Depth	Lateral	Thomas Bro	Council	Community	Field Book
6	STETSON PL	13068	250	8	VC	POINT REPAIR MH227->214: @86'	227	329.20	6	214	330.20	4	10	1228D5	1	UNIVERSITY	D09S
	STETSON AV	13069	79	8	VC	POINT REPAIR MH235->229: @6'	229	330.99	13	235	331.31	14	0	1228D5	1	UNIVERSITY	D09S
	STETSON AV	13070	270	8	VC	REHAB	230	329.91	8	229	330.99	13	9	1228D5	1	UNIVERSITY	D09S
	STETSON AV	13071	347	8	VC	REHAB	226	328.53	0	230	329.91	8	9	1228D5	1	UNIVERSITY	D09S
	MERCER ST	13090	350	8	VC	REHAB	235	331.31	14	260	332.71	10	8	1228D5	1	UNIVERSITY	D09S
	MERCER ST	13103	209	8	VC	REHAB	260	332.71	10	261	333.43	4	4	1228D5	1	UNIVERSITY	D09S
	MERCER ST	12973	156	8	VC	REHAB	134	328.71	5	144	332.50	6	5	1228D5	1	UNIVERSITY	D09S
7	MERCER LN	12974	210	8	VC	POINT REPAIR MH135->134: @ 12'; 119'	135	327.84	2	134	328.71	5	5	1228D5	1	UNIVERSITY	D09S
	MERCER LN	12975	262	8	VC	REHAB	136	326.81	5	135	327.84	2	6	1228D5	1	UNIVERSITY	D09S
	MERCER LN	12976	262	8	VC	REHAB	137	325.76	7	136	326.81	5	8	1228D5	1	UNIVERSITY	D09S
	WELMER ST	12977	130	8	VC	REHAB	137	325.76	7	129	328.00	7	0	1228D5	1	UNIVERSITY	D09S
	MERCER LN	12978	287	8	VC	REHAB	138	324.61	5	137	325.76	7	8	1228D5	1	UNIVERSITY	D09S
	MERCER LN	12979	237	8	VC	REHAB	139	319.41	6	138	324.61	5	6	1228D5	1	UNIVERSITY	D09S
	WELLESLEY PL	12980	130	8	VC	REHAB	139	319.41	6	124	323.04	5	0	1228C5	1	UNIVERSITY	D09S
	WELLESLEY PL	12981	268	8	VC	REHAB	139	319.41	6	140	320.81	4	4	1228C5	1	UNIVERSITY	D09S
	WELLESLEY PL	12982	187	8	VC	REHAB	140	320.81	4	196	324.80	5	2	1228 C5	1	UNIVERSITY	D09S
	VILLANOVA AV	12983	227	8	VC	REHAB	140	320.81	4	141	325.01	5	6	1228 D5	1	UNIVERSITY	D09S
	VILLANOVA AV	12984	329	8	VC	REHAB	141	325.01	5	142	328.24	6	10	1228 D5	1	UNIVERSITY	D09S
	VILLANOVA AV	12985	329	8	VC	REHAB	142	328.24	6	143	330.87	6	10	1228 D5	1	UNIVERSITY	D09S
	VILLANOVA AV	12986	329	8	VC	REHAB	143	330.87	6	145	333.50	7	12	1228 D5	1	UNIVERSITY	D09S
	WELLESLEY AV	13037	124	8	VC	REHAB	196	324.80	5	197	331.40	4	3	1228 D5	1	UNIVERSITY	D09S
	WELLESLEY AV	13038	94	8	VC	REHAB	197	331.40	4	198	336.37	4	3	1228D5	1	UNIVERSITY	D09S
	WELLESLEY AV	13039	86	8	VC	REHAB	200	338.46	4	199	338.80	3	4	1228D5	1	UNIVERSITY	D09S
	WELLESLEY AV	13040	350	8	VC	REHAB	201	337.06	6	200	338.46	4	10	1228D5	1	UNIVERSITY	D09S
	WELLESLEY CT	13041	183	8	VC	REHAB	201	337.06	6	202	337.79	6	5	1228D5	1	UNIVERSITY	D09S
	WELLESLEY AV	13042	295	8	VC	REHAB	203	335.88	5	201	337.06	6	8	1228D5	1	UNIVERSITY	D09S
	WELLESLEY AV	13043	295	8	VC	REHAB	263	334.70	5	203	335.88	5	8	1228D5	1	UNIVERSITY	D09S
MERCER ST	13102	195	8	VC	REHAB	263	334.70	5	264	335.48	5	4	1228D5	1	UNIVERSITY	D09S	
8	DENNISON ST	12987	313	8	VC	REHAB	265	346.59	10	146	347.84	7	9	1228D5	1	UNIVERSITY	D09S
	DENNISON ST	12988	310	8	VC	REHAB	146	347.84	7	147	349.08	8	11	1228D5	1	UNIVERSITY	D09S
	DENNISON ST	12989	317	8	VC	REHAB	147	349.08	8	149	350.35	4	9	1228D4	1	UNIVERSITY	D09S
	DENNISON ST	12992	60	8	VC	REHAB	149	350.35	4	150	350.59	4	2	1228D4	1	UNIVERSITY	D09S
	RADCLIFFE DR	12993	152	8	VC	REHAB	149	350.35	4	152	351.79	5	3	1228D4	1	UNIVERSITY	D09S
	RADCLIFFE DR	12994	299	8	VC	REHAB	152	351.79	5	153	357.77	5	6	1228D5	1	UNIVERSITY	D09S
	RADCLIFFE CT	12995	170	8	VC	REHAB	153	357.77	5	154	359.47	5	8	1228D5	1	UNIVERSITY	D09S
	RADCLIFFE DR	12996	180	8	VC	REHAB	153	357.77	5	155	362.27	5	4	1228D5	1	UNIVERSITY	D09S
	CASCADE ST	12997	189	8	VC	REHAB	157	362.70	8	156	364.12	6	3	1228D5	1	UNIVERSITY	D09S
	CASCADE ST	12998	263	8	VC	REHAB	158	361.12	6	157	362.70	8	8	1228D5	1	UNIVERSITY	D09S
	CASCADE ST	12999	250	8	VC	REHAB	267	359.62	6	158	361.12	6	6	1228D5	1	UNIVERSITY	D09S
	CASCADE CT	13000	178	8	VC	REHAB	268	367.21	6	159	370.41	5	10	1228D5	1	UNIVERSITY	D09S
	RADCLIFFE DR	13001	280	8	VC	REHAB	156	364.12	6	160	369.72	6	9	1228D5	1	UNIVERSITY	D09S
	RADCLIFFE DR	13002	279	8	VC	REHAB	160	369.72	6	162	372.52	6	9	1228D5	1	UNIVERSITY	D09S
	FIK AV	13003	120	8	VC	REHAB	164	362.56	6	163	367.00	7	4	122800000	1	UNIVERSITY	D09S
	FIK AV	13004	205	8	VC	REHAB	165	354.97	7	164	362.56	6	6	122800000	1	UNIVERSITY	D09S
	FIK AV	13005	331	8	VC	REHAB	166	351.33	7	165	354.97	7	11	1228D5	1	UNIVERSITY	D09S
	FIK AV	13006	300	8	VC	REHAB	167	348.03	8	166	351.33	7	10	1228D4	1	UNIVERSITY	D09S
	FIK AV	13007	289	8	VC	REHAB	195	344.86	7	167	348.03	8	10	1228D4	1	UNIVERSITY	D09S

University City Improvement 2 (S) (B-21044) _ Sewer Pipeline Spreadsheet

Map Sheet Number	Street Name	FSN	Length (Feet)	Size (Inch)	Material	Action	DS MH ID	DS MH IE	DS MH Depth	US MH ID	US MH IE	US MH Depth	Lateral	Thomas Bro	Council	Community	Field Book
8	GENESE AV	13027	125	12	VC	REHAB	188	202.59	11	190	203.84	11	0	1228D4	1	UNIVERSITY	D09S
	EASEMENT	13028	342	12	VC	REHAB	191	185.13	12	188	202.59	11	0	1228D4	1	UNIVERSITY	D09S
	EASEMENT	13030	135	8	VC	REHAB	188	202.59	11	187	258.02	8	0	1228D4	1	UNIVERSITY	D09S
	EASEMENT	13031	131	8	VC	REHAB	187	258.02	8	186	335.20	10	0	1228D4	1	UNIVERSITY	D09S
	DENNISON PL	13032	140	8	VC	POINT REPAIR MH192->186; @100'-110'	186	335.20	10	192	336.17	6	2	1228D4	1	UNIVERSITY	D09S
	DENNISON PL	13033	183	8	VC	REHAB	192	336.17	6	193	337.08	6	5	1228D4	1	UNIVERSITY	D09S
	FIK AV	13034	288	8	VC	REHAB	194	341.69	7	195	344.86	7	7	1228D4	1	UNIVERSITY	D09S
	DENNISON ST	13035	135	8	VC	REHAB	194	341.69	7	151	347.09	6	3	1228D4	1	UNIVERSITY	D09S
	DENNISON ST	13036	307	8	VC	REHAB	193	337.08	6	194	341.69	7	8	1228D4	1	UNIVERSITY	D09S
	EASEMENT	13088	20	8	VC	REHAB	236	342.49	11	259	342.57	12	0	1228D5	1	UNIVERSITY	D09S
	MILLIKIN AV	13089	157	8	VC	REHAB	259	342.57	12	258	343.20	6	2	1228D5	1	UNIVERSITY	D09S
	MILLIKIN AV	13091	253	8	VC	REHAB	258	343.20	6	257	344.21	10	6	1228D5	1	UNIVERSITY	D09S
	MILLIKIN AV	13092	261	8	VC	REHAB	257	344.21	10	256	356.12	5	5	1228D5	1	UNIVERSITY	D09S
	MILLIKIN AV	13093	343	8	VC	REHAB	256	356.12	5	255	371.01	5	9	1228D5	1	UNIVERSITY	D09S
	MILLIKIN AV	13094	191	8	VC	REHAB	255	371.01	5	254	371.97	6	6	1228D5	1	UNIVERSITY	D09S
	MILLIKIN AV	13095	210	8	VC	REHAB	254	371.97	6	253	374.07	6	6	1228D5	1	UNIVERSITY	D09S
	MILLIKIN AV	13096	187	8	VC	REHAB	253	374.07	6	252	376.12	5	8	12280000	1	UNIVERSITY	D09S
	CASCADE CT	13097	230	8	VC	REHAB	267	359.62	6	268	367.21	6	3	1228D5	1	UNIVERSITY	D09S
	CASCADE ST	13098	290	8	VC	REHAB	269	357.88	6	267	359.62	6	9	1228D5	1	UNIVERSITY	D09S
	CASCADE ST	13099	176	8	VC	REHAB	256	356.12	5	269	357.88	6	4	1228D5	1	UNIVERSITY	D09S
	DENNISON ST	13100	296	8	VC	POINT REPAIR MH266->257: @6'; @145'; @155'	257	344.21	10	266	345.40	13	7	1228D5	1	UNIVERSITY	D09S
	DENNISON ST	13101	297	8	VC	REHAB	266	345.40	13	265	346.59	10	9	1228D5	1	UNIVERSITY	D09S
	GOVERNOR DR	5332733	120	8	VC	POINT REPAIR MH237->236: @103'-120'	237	341.99	10	236	342.49	11	0	1228D5	1	UNIVERSITY	D09S

TOTAL	40769	8
TOTAL	467	12

APPENDIX H
SEWER LATERAL SPREADSHEET

University City Improvement 2 (S) (B-21044) _ Sewer Lateral Spreadsheet

Map Sheet Number	FSN Of Sewer main	Lateral NO.	Lateral FSN	Lateral Size (Inch)	Field Book	Street NO.	Street Name	Thomas Bro
1	7971	1	171382	4	C10S	5553	STRESEMANN	1228B6
		2	171418	4	C10S	5545	STRESEMANN	1228B6
		3	171448	4	C10S	5537	STRESEMANN	1228B6
		4	171479	4	C10S	5529	STRESEMANN	1228B6
	7972	5	300911	4	C10S	5580	STRESEMANN	1228B6
		6	300942	4	C10S	5572	STRESEMANN	1228B6
		7	300965	4	C10S	5564	STRESEMANN	1228B6
		8	171231	4	C10S	5575	STRESEMANN	1228B6
		9	171292	4	C10S	5569	STRESEMANN	1228B6
		10	171331	4	C10S	5556	STRESEMANN	1228B6
		11	171336	4	C10S	5561	STRESEMANN	1228B6
	7973	12	171140	4	D10S	5603	STRESEMANN	1228B6
		13	300872	4	D10S	5612	STRESEMANN	1228B6
		14	300865	4	D10S	5623	STRESEMANN	1228B6
		15	300842	4	D10S	6632	STRESEMANN	1228B6
	7975	16	300909	4	C10S	5635	LORD CECIL	1228B6
		17	300932	4	C10S	5625	LORD CECIL	1228B6
		18	300946	4	C10S	5615	LORD CECIL	1228B6
		19	171112	4	C10S	5655	LORD CECIL	1228B6
		20	171136	4	C10S	5640	LORD CECIL	1228B6
		21	171142	4	C10S	5645	LORD CECIL	1228B6
		22	171177	4	C10S	5630	LORD CECIL	1228B6
		23	171192	4	C10S	5620	LORD CECIL	1228B6
		24	171234	4	C10S	5610	LORD CECIL	1228B6
	7976	25	300765	4	C10S	5655	LAMAS	1228B6
		26	300782	4	C10S	5647	LAMAS	1228B6
		27	300822	4	C10S	5644	LAMAS	1228B6
		28	300854	4	C10S	5628	LAMAS	1228B6
		29	171003	4	C10S	5639	LAMAS	1228B6
		30	171005	4	C10S	5652	LAMAS	1228B6
		31	171055	4	C10S	5636	LAMAS	1228B6
	7977	32	300759	4	C10S	5688	LORD CECIL	1228B6
		33	300804	4	C10S	5675	LORD CECIL	1228B6
		34	170932	4	C10S	5709	LORD CECIL	1228B6
		35	170970	4	C10S	5685	LORD CECIL	1228B6
		36	170980	4	C10S	5678	LORD CECIL	1228B6
		37	171028	4	C10S	5668	LORD CECIL	1228B6
		38	171054	4	C10S	5665	LORD CECIL	1228B6
	7978	39	300620	4	D10S	5742	LORD CECIL	1228B6
		40	300641	4	D10S	5734	LORD CECIL	1228B6
		41	300644	4	D10S	5741	LORD CECIL	1228B6
		42	300673	4	C10S	5726	LORD CECIL	1228B6
		43	170795	4	D10S	5733	LORD CECIL	1228B6
		44	170857	4	D10S	5725	LORD CECIL	1228B6
		45	170860	4	C10S	5718	LORD CECIL	1228B6
		46	170888	4	C10S	5717	LORD CECIL	1228B6
	7979	47	170886	4	C10S	2828	PASSY	1228B6
	7980	48	170723	4	C10S	5821	HABER	1228B6
		49	300609	4	C10S	5818	HABER	1228B6
		50	170765	4	C10S	5810	HABER	1228B6
		51	170773	4	C10S	5813	HABER	1228B6
		52	170781	4	C10S	5802	HABER	1228B6
		53	170833	4	C10S	2808	PASSY	1228B6
		54	170855	4	C10S	2818	PASSY	1228B6

Map Sheet Number	FSN Of Sewer main	Lateral NO.	Lateral FSN	Lateral Size (Inch)	Field Book	Street NO.	Street Name	Thomas Bro
1	7981	55	300792	4	C10S	5660	LAMAS	1228B6
		56	170978	4	C10S	5668	LAMAS	1228B6
	7982	57	300719	4	C10S	5718	LAMAS	1228B6
		58	300752	4	C10S	5708	LAMAS	1228B6
		59	170778	4	C10S	5735	LAMAS	1228B6
		60	170827	4	C10S	5727	LAMAS	1228B6
		61	170881	4	C10S	5663	LAMAS	1228B6
		62	300503	4	C10S	5853	HABER	1228B6
	7996	63	300532	4	C10S	5842	HABER	1228B6
		64	300543	4	C10S	5845	HABER	1228B6
		65	300558	4	C10S	5834	HABER	1228B6
		66	300594	4	C10S	5829	HABER	1228B6
		67	170466	4	C10S	5860	HABER	1228B6
		68	170488	4	C10S	5861	HABER	1228B6
		69	170544	4	C10S	5850	HABER	1228B6
		70	170643	4	C10S	5837	HABER	1228B6
		71	170672	4	C10S	5826	HABER	1228B6
		7997	72	300445	4	C10S	5869	HABER
	73		170391	4	C10S	5872	HABER	1228B6
	7998	74	300330	4	D10S	2906	GOBAT	1228B6
		75	170181	4	D10S	2922	GOBAT	1228B6
		76	170212	4	D10S	2914	GOBAT	1228B6
		77	170241	4	D10S	2925	GOBAT	1228B6
		78	170272	4	D10S	2917	GOBAT	1228B6
		79	170306	4	D10S	2909	GOBAT	1228B6
		80	170332	4	D10S	2901	GOBAT	1228B6
	7999	81	300373	4	C10S	2856	GOBAT	1228B6
		82	170280	4	C10S	2866	GOBAT	1228B6
	8000	83	300367	4	C10S	2816	GOBAT	1228B6
		84	300419	4	C10S	2823	GOBAT	1228B6
		85	300420	4	C10S	2833	GOBAT	1228B6
		86	170300	4	C10S	2826	GOBAT	1228B6
		87	170302	4	C10S	2836	GOBAT	1228B6
		88	170304	4	C10S	2846	GOBAT	1228B6
		89	170381	4	C10S	2813	GOBAT	1228B6
		90	170392	4	C10S	2843	GOBAT	1228B6
	13377	91	170090	4	D10S	5901	STRESEMANN	1228C6
	13378	92	300284	4	D10S	5871	STRESEMANN	1228C6
		93	300298	4	D10S	5862	STRESEMANN	1228C6
		94	300334	4	D10S	5852	STRESEMANN	1228C6
		95	300371	4	D10S	5842	STRESEMANN	1228C6
		96	170246	4	D10S	5861	STRESEMANN	1228C6
		97	170295	4	D10S	5851	STRESEMANN	1228C6
		98	170379	4	D10S	5841	STRESEMANN	1228C6
		99	300268	4	D10S	2936	GOBAT	1228B6
	13380	100	300276	4	D10S	2930	GOBAT	1228B6
		101	170110	4	D10S	2942	GOBAT	1228B6
		102	170204	4	D10S	2933	GOBAT	1228B6
		103	300291	4	D10S	5867	LORD CECIL	1228C6
	13381	104	170221	4	D10S	5859	LORD CECIL	1228C6
		105	170283	4	D10S	5851	LORD CECIL	1228C6

Map Sheet Number	FSN Of Sewer main	Lateral NO.	Lateral FSN	Lateral Size (Inch)	Field Book	Street NO.	Street Name	Thomas Bro	
1	13382	106	300400	4	D10S	5843	LORD CECIL	1228C6	
		107	300432	4	D10S	5830	LORD CECIL	1228B6	
		108	300453	4	D10S	5827	LORD CECIL	1228C6	
		109	170352	4	D10S	5846	LORD CECIL	1228B6	
		110	170410	4	D10S	5835	LORD CECIL	1228C6	
		111	170470	4	D10S	5822	LORD CECIL	1228B6	
		112	170538	4	D10S	5819	LORD CECIL	1228B6	
	13383	113	300539	4	D10S	5766	LORD CECIL	1228B6	
		114	300574	4	D10S	5758	LORD CECIL	1228B6	
		115	300597	4	D10S	5755	LORD CECIL	1228B6	
		116	300613	4	D10S	5749	LORD CECIL	1228B6	
		117	170563	4	D10S	5814	LORD CECIL	1228B6	
		118	170577	4	D10S	5811	LORD CECIL	1228B6	
		119	170651	4	D10S	5765	LORD CECIL	1228B6	
	13403	120	170678	4	D10S	5750	LORD CECIL	1228B6	
		121	300687	4	D10S	5721	STRESEMANN	1228C6	
		122	170777	4	D10S	5741	STRESEMANN	1228C6	
		123	300621	4	D10S	5761	STRESEMANN	1228C6	
		124	300587	4	D10S	5781	STRESEMANN	1228C6	
		125	300546	4	D10S	5788	STRESEMANN	1228C6	
		126	300582	4	D10S	5768	STRESEMANN	1228C6	
		127	300612	4	D10S	5748	STRESEMANN	1228C6	
	13404	128	170770	4	D10S	5728	STRESEMANN	1228C6	
		129	171061	4	D10S	5643	STRESEMANN	1228C6	
		130	300800	4	D10S	5663	STRESEMANN	1228C6	
		131	300769	4	D10S	5683	STRESEMANN	1228C6	
		132	170895	4	D10S	5701	STRESEMANN	1228C6	
		133	300695	4	D10S	5708	STRESEMANN	1228C6	
		134	300723	4	D10S	5692	STRESEMANN	1228C6	
		135	300770	4	D10S	5672	STRESEMANN	1228C6	
	13384	136	300806	4	D10S	5652	STRESEMANN	1228C6	
		137	300460	4	D10S	5821	STRESEMANN	1228C6	
		138	300508	4	D10S	5811	STRESEMANN	1228C6	
		139	170393	4	D10S	5832	STRESEMANN	1228C6	
		140	170435	4	D10S	5831	STRESEMANN	1228C6	
		141	170439	4	D10S	5822	STRESEMANN	1228C6	
			142	170492	4	D10S	5812	STRESEMANN	1228C6

University City Improvement 2 (S) (B-21044) _ Sewer Lateral Spreadsheet

Map Sheet Number	FSN Of Sewer main	Lateral NO.	Lateral FSN	Lateral Size (Inch)	Field Book	Street NO.	Street Name	Thomas Bro
2	13258	1	301089	4	D10S	5577	HONORS DR	1228B6
		2	301013	4	D10S	5620	HONORS DR	1228B6
		3	301036	4	D10S	5604	HONORS DR	1228B6
		4	301069	4	D10S	5582	HONORS DR	1228B6
		5	171360	4	D10S	5635	HONORS DR	1228C6
		6	171406	4	D10S	5619	HONORS DR	1228C6
		7	171449	4	D10S	5603	HONORS DR	1228C6
		8	171493	4	D10S	5566	HONORS DR	1228B6
	13259	9	301116	4	D10S	5559	HONORS DR	1228B6
		10	301164	4	D10S	5535	HONORS DR	1228B6
		11	301189	4	D10S	5519	HONORS DR	1228B7
		12	301231	4	D10S	5502	HONORS DR	1228B7
		13	171554	4	D10S	5550	HONORS DR	1228B6
		14	171594	4	D10S	5534	HONORS DR	1228B6
		15	171644	4	D10S	5518	HONORS DR	1228B7
		16	171687	4	D10S	5503	HONORS DR	1228B7
	13260	17	301294	4	D10S	5473	HONORS DR	1228C7
		18	171763	4	D10S	5478	HONORS DR	1228B7
		19	171822	4	D10S	5464	HONORS DR	1228B7
		20	171847	4	D10S	5461	HONORS DR	1228C7
		21	171884	4	D10S	5450	HONORS DR	1228B7
		22	171893	4	D10S	5449	HONORS DR	1228C7
		23	171958	4	D10S	5436	HONORS DR	1228B7
	13272	24	301523	4	D10S	5408	HONORS DR	1228B7
		25	171983	4	D10S	5429	HONORS DR	1228C7
		26	172061	4	D10S	5422	HONORS DR	1228B7
		27	172089	4	D10S	5415	HONORS DR	1228B11
	13274	28	172313	4	D10S	2887	CURIE PL	1228B7
	13275	29	301581	4	D10S	2908	CURIE ST	1228C7
		30	301649	4	D10S	2913	CURIE ST	1228C7
		31	301669	4	D10S	2921	CURIE ST	1228C7
	13400	32	300728	4	D10S	5770	HONORS DR	1228C6
		33	170846	4	D10S	5784	HONORS DR	1228C6
		34	170853	4	D10S	5783	HONORS DR	1228C6
	13401	35	300814	4	D10S	5742	HONORS DR	1228C6
		36	170962	4	D10S	5756	HONORS DR	1228C6
	13402	37	300779	4	D10S	5673	SANDBURG AV	1228C6
		38	300798	4	D10S	5668	SANDBURG AV	1228C6
		39	300841	4	D10S	5647	SANDBURG AV	1228C6
		40	171027	4	D10S	5661	SANDBURG AV	1228C6
		41	171072	4	D10S	5654	SANDBURG AV	1228C6
	13405	42	300849	4	D10S	5728	HONORS DR	1228C6
		43	300875	4	D10S	5714	HONORS DR	1228C6
	13406	44	300896	4	D10S	5727	HONORS DR	1228C6
	13407	45	300907	4	D10S	2924	HONORS CT	1228C6
		46	171200	4	D10S	2938	HONORS CT	1228C6
		47	171284	4	D10S	2947	HONORS CT	1228C6
		48	171293	4	D10S	2947	HONORS CT	1228C6

Map Sheet Number	FSN Of Sewer main	Lateral NO.	Lateral FSN	Lateral Size (Inch)	Field Book	Street NO.	Street Name	Thomas Bro
2	13408	49	300918	4	D10S	5679	HONORS DR	1228C6
		50	300951	4	D10S	5667	HONORS DR	1228C6
		51	171153	4	D10S	5690	HONORS DR	1228C6
		52	171211	4	D10S	5674	HONORS DR	1228C6
		53	171279	4	D10S	5658	HONORS DR	1228C6
		54	171314	4	D10S	5651	HONORS DR	1228C6
		55	171320	4	D10S	5636	HONORS DR	1228B6
	13409	56	171110	4	D10S	5633	SANDBURG AV	1228C6
		57	171123	4	D10S	5640	SANDBURG AV	1228C6
		58	171138	4	D10S	5619	SANDBURG AV	1228C6
		59	171155	4	D10S	5626	SANDBURG AV	1228C6

University City Improvement 2 (S) (B-21044) _ Sewer Lateral Spreadsheet

Map Sheet Number	FSN Of Sewer main	Lateral NO.	Lateral FSN	Lateral Size (Inch)	Field Book	Street NO.	Street Name	Thomas Bro
3	13251	1	301053	4	D10S	5558	DALEN AV	1228C6
		2	301107	4	D10S	5503	DALEN AV	1228C6
		3	171434	4	D10S	5539	DALEN AV	1228C6
		4	171467	4	D10S	5521	DALEN AV	1228C6
		5	171481	4	D10S	5528	DALEN AV	1228C6
	13252	6	301033	4	D10S	5524	SANDBURG AV	1228C6
		7	301066	4	D10S	5516	SANDBURG AV	1228C6
		8	301092	4	D10S	5501	SANDBURG AV	1228C6
		9	171408	4	D10S	5525	SANDBURG AV	1228C6
		10	171443	4	D10S	5515	SANDBURG AV	1228C6
		11	171500	4	D10S	5506	SANDBURG AV	1228C6
	13253	12	301274	4	D10S	5422	DALEN AV	1228C7
		13	171679	4	D10S	5433	DALEN AV	1228C7
		14	171715	4	D10S	5436	DALEN AV	1228C7
		15	171722	4	D10S	5419	DALEN AV	1228C7
	13254	16	301156	4	D10S	5465	DALEN AV	1228C6
		17	301157	4	D10S	5472	DALEN AV	1228C6
		18	301180	4	D10S	5458	DALEN AV	1228C7
		19	301182	4	D10S	5447	DALEN AV	1228C6
		20	171671	4	D10S	5444	DALEN AV	1228C7
	13256	21	171521	4	D10S	3042	DALEN PL	1228C6
		22	171524	4	D10S	3060	DALEN PL	1228C6
		23	171576	4	D10S	3051	DALEN PL	1228C6
		24	171578	4	D10S	3063	DALEN PL	1228C6
		25	171581	4	D10S	3075	DALEN PL	1228C6
	13257	26	301077	4	D10S	3015	DALEN PL	1228C6
		27	301111	4	D10S	3027	DALEN PL	1228C6
		28	301135	4	D10S	3039	DALEN PL	1228C6
		29	171465	4	D10S	3008	DALEN PL	1228C6
		30	171472	4	D10S	3022	DALEN PL	1228C6
	13261	31	301291	4	D10S	5475	PIRE AV	1228C7
		32	301299	4	D10S	5465	PIRE AV	1228C7
		33	171759	4	D10S	5495	PIRE AV	1228C7
		34	171769	4	D10S	5492	PIRE AV	1228C7
		35	171824	4	D10S	5480	PIRE AV	1228C7
	13263	36	301470	4	D10S	5420	CURIE WY	1228C7
		37	171963	4	D10S	5438	CURIE WY	1228C7
	13264	38	5536085	4	D10S	5438	PIRE AV	1228C7
		39	5536086	4	D10S	5448	PIRE AV	1228C7
		40	5536087	4	D10S	5447	PIRE AV	1228C7
		41	301307	4	D10S	5455	PIRE AV	1228C7
		42	171832	4	D10S	5437	PIRE AV	1228C7
		43	171854	4	D10S	5429	PIRE AV	1228C7
	13265	44	301409	4	D10S	3044	CURIE ST	1228C7
		45	171879	4	D10S	5421	PIRE AV	1228C7
	13266	46	301383	4	D10S	3056	CURIE ST	1228C7
		47	301408	4	D10S	3061	CURIE ST	1228C7
		48	301449	4	D10S	3047	CURIE ST	1228C7
		49	171868	4	D10S	3068	CURIE ST	1228C7
		50	171886	4	D10S	3075	CURIE ST	1228C7
		51	172055	4	D10S	3033	CURIE ST	1228C7

Map Sheet Number	FSN Of Sewer main	Lateral NO.	Lateral FSN	Lateral Size (Inch)	Field Book	Street NO.	Street Name	Thomas Bro
3	13267	52	301564	4	D10S	3005	CURIE ST	1228C7
		53	172038	4	D10S	3022	CURIE ST	1228C7
		54	172101	4	D10S	3008	CURIE ST	1228C7
		55	172128	4	D10S	3019	CURIE ST	1228C7
	13268	56	301603	4	D10S	2975	CURIE ST	1228C7
		57	301623	4	D10S	2967	CURIE ST	1228C7
		58	301632	4	D10S	2959	CURIE ST	1228C7
		59	172167	4	D10S	2966	CURIE ST	1228C7
		60	172261	4	D10S	2951	CURIE ST	1228C7
	13269	61	172123	4	D10S	2956	CURIE ST	1228C7
	13270	62	301469	4	D10S	5429	CURIE WY	1228C7
		63	172004	4	D10S	5441	CURIE WY	1228C7
		64	172049	4	D10S	5422	CURIE WY	1228C7
		65	172058	4	D10S	5417	CURIE WY	1228C7
	13271	66	301588	4	D10S	2948	CURIE ST	1228C7
		67	301605	4	D10S	2924	CURIE ST	1228C7
		68	301651	4	D10S	2945	CURIE ST	1228C7
		69	301664	4	D10S	2937	CURIE ST	1228C7
		70	301672	4	D10S	2929	CURIE ST	1228C7
		71	172209	4	D10S	2940	CURIE ST	1228C7
	13308	72	301289	4	D10S	5415	SANDBURG AV	1228C7
		73	171736	4	D10S	5410	SANDBURG AV	1228C7
		74	171840	4	D10S	5403	SANDBURG AV	1228C7
	13309	75	301209	4	D10S	5439	SANDBURG AV	1228C7
		76	301222	4	D10S	5434	SANDBURG AV	1228C7
		77	301240	4	D10S	5427	SANDBURG AV	1228C7
		78	171631	4	D10S	5451	SANDBURG AV	1228C6
	13310	79	301130	4	D10S	5475	SANDBURG AV	1228C6
		80	301162	4	D10S	5474	SANDBURG AV	1228C6
		81	301163	4	D10S	5463	SANDBURG AV	1228C6
		82	171548	4	D10S	5488	SANDBURG AV	1228C6
83		171623	4	D10S	5458	SANDBURG AV	1228C6	
13410	84	300986	4	D10S	3006	SANDBURG WY	1228C6	
	85	1149631	4	D10S	3018	SANDBURG WY	1228C6	
	86	171265	4	D10S	5612	SANDBURG AV	1228C6	
13411	87	301010	4	D10S	5577	DALEN AV	1228C6	
	88	301020	4	D10S	5578	DALEN AV	1228C6	
	89	171383	4	D10S	5582	DALEN AV	1228C6	
	90	171410	4	D10S	5559	DALEN AV	1228C6	
13412	91	300993	4	D10S	5549	SANDBURG AV	1228C6	
	92	300996	4	D10S	5554	SANDBURG AV	1228C6	
	93	301004	4	D10S	5533	SANDBURG AV	1228C6	
	94	301011	4	D10S	5540	SANDBURG AV	1228C6	
	95	171281	4	D10S	5561	SANDBURG AV	1228C6	
13413	96	300969	4	D10S	5566	SANDBURG AV	1228C6	
	97	171194	4	D10S	5605	SANDBURG AV	1228C6	
	98	171228	4	D10S	5573	SANDBURG AV	1228C6	

University City Improvement 2 (S) (B-21044) _ Sewer Lateral Spreadsheet

Map Sheet Number	FSN Of Sewer main	Lateral NO.	Lateral FSN	Lateral Size (Inch)	Field Book	Street NO.	Street Name	Thomas Bro
4	13131	1	299962	4	D09S	3024	FRIED AV	1228C5
		2	299975	4	D09S	3014	FRIED AV	1228C5
		3	300002	4	D09S	2976	FRIED AV	1228C6
		4	169665	4	D09S	3034	FRIED AV	1228C5
		5	169716	4	D09S	3033	FRIED AV	1228C6
		6	169723	4	D09S	3004	FRIED AV	1228C6
	13132	7	299925	4	D09S	3054	FRIED AV	1228C5
		8	299933	4	D09S	3044	FRIED AV	1228C5
		9	299934	4	D09S	3073	FRIED AV	1228C5
		10	169607	4	D09S	3064	FRIED AV	1228C5
		11	169659	4	D09S	3063	FRIED AV	1228C5
		12	169677	4	D09S	3053	FRIED AV	1228C6
	13133	13	299881	4	D09S	6051	DUNANT ST	1228C5
		14	169502	4	D09S	6071	DUNANT ST	1228C5
		15	169517	4	D09S	6061	DUNANT ST	1228C5
		16	169585	4	D09S	6041	DUNANT ST	1228C5
		17	169610	4	D09S	3083	FRIED AV	1228C5
	13374	18	300021	4	D09S	2968	FRIED AV	1228C6
		19	300038	4	D10S	2952	FRIED AV	1228C6
		20	169771	4	D10S	2973	FRIED AV	1228C6
		21	169782	4	D10S	2965	FRIED AV	1228C6
		22	169789	4	D10S	2944	FRIED AV	1228C6
		23	169811	4	D10S	2957	FRIED AV	1228C6
		24	169812	4	D10S	2936	FRIED AV	1228C6
		25	169829	4	D10S	2949	FRIED AV	1228C6
		26	169849	4	D10S	2941	FRIED AV	1228C6
		27	300126	4	D10S	2925	FRIED AV	1228C6
	13375	28	169834	4	D10S	2928	FRIED AV	1228C6
		29	169850	4	D10S	2920	FRIED AV	1228C6
		30	169864	4	D10S	2912	FRIED AV	1228C6
		31	169875	4	D10S	2933	FRIED AV	1228C6
		32	300520	4	D10S	5810	HONORS DR	1228C6
	13386	33	300567	4	D10S	5802	HONORS DR	1228C6
		34	300568	4	D10S	5805	HONORS DR	1228C6
		35	170519	4	D10S	5818	HONORS DR	1228C6
		36	300296	4	D10S	5858	HONORS DR	1228C6
	13387	37	300317	4	D10S	5853	HONORS DR	1228C6
		38	300338	4	D10S	5850	HONORS DR	1228C6
		39	300378	4	D10S	5842	HONORS DR	1228C6
		40	170358	4	D10S	5835	HONORS DR	1228C6
		41	170374	4	D10S	5834	HONORS DR	1228C6
		42	170440	4	D10S	5826	HONORS DR	1228C6
		43	300197	4	D10S	5877	HONORS DR	1228C6
	13388	44	300218	4	D10S	5874	HONORS DR	1228C6
		45	300263	4	D10S	5866	HONORS DR	1228C6
		46	169944	4	D10S	5890	HONORS DR	1228C6
		47	169951	4	D10S	5885	HONORS DR	1228C6
		48	169994	4	D10S	5882	HONORS DR	1228C6
		49	170076	4	D10S	5869	HONORS DR	1228C6
		50	170133	4	D10S	5861	HONORS DR	1228C6

Map Sheet Number	FSN Of Sewer main	Lateral NO.	Lateral FSN	Lateral Size (Inch)	Field Book	Street NO.	Street Name	Thomas Bro
4	13389	51	300179	4	D10S	2946	RENAULT ST	1228C6
		52	300182	4	D10S	2959	RENAULT ST	1228C6
		53	300194	4	D10S	2949	RENAULT ST	1228C6
		54	169922	4	D10S	2962	RENAULT ST	1228C6
		55	169947	4	D10S	2958	RENAULT ST	1228C6
		56	169990	4	D10S	2938	RENAULT ST	1228C6
	13390	57	300213	4	D10S	2937	RENAULT ST	1228C6
		58	300255	4	D10S	2921	RENAULT ST	1228C6
		59	300324	4	D10S	2906	RENAULT ST	1228C6
		60	170047	4	D10S	2930	RENAULT ST	1228C6
		61	170111	4	D10S	2922	RENAULT ST	1228C6
		62	170175	4	D10S	2914	RENAULT ST	1228C6
	13391	63	300343	4	D10S	2954	RENAULT PL	1228C6
		64	300382	4	D10S	2955	RENAULT PL	1228C6
		65	300399	4	D10S	2947	RENAULT PL	1228C6
		66	170218	4	D10S	2966	RENAULT PL	1228C6
	13392	67	170287	4	D10S	2944	RENAULT PL	1228C6
		68	170371	4	D10S	2939	RENAULT PL	1228C6
		69	170377	4	D10S	2931	RENAULT PL	1228C6
	13393	70	170359	4	D10S	2915	RENAULT PL	1228C6
		71	170370	4	D10S	2923	RENAULT PL	1228C6
	13394	72	300475	4	D10S	3002	AWARD RW	1228C6
		73	170529	4	D10S	3014	AWARD RW	1228C6
		74	170552	4	D10S	3026	AWARD RW	1228C6
		75	170567	4	D10S	5815	HONORS DR	1228C6
		76	170587	4	D10S	3015	AWARD RW	1228C6
	13395	77	300544	4	D10S	3032	AWARD RW	1228C6
		78	300577	4	D10S	3052	AWARD RW	1228C6
		79	170627	4	D10S	3031	AWARD RW	1228C6
80		170695	4	D10S	3057	AWARD RW	1228C6	
81		170747	4	D10S	3068	AWARD RW	1228C6	
82		170768	4	D10S	3069	AWARD RW	1228C6	
13464	83	378439	6	D10S	3131	GOVERNOR DR	1228C5	
13466	84	300326	4	D10S	2971	RENAULT PL	1228C6	
	85	300365	4	D10S	2963	RENAULT PL	1228C6	
13467	86	170160	4	D10S	2974	RENAULT PL	1228C6	
	87	170161	4	D10S	2979	RENAULT PL	1228C6	
	88	170162	4	D10S	2982	RENAULT PL	1228C6	
13468	89	300096	4	D10S	3039	RENAULT ST	1228C6	
	90	300123	4	D10S	3023	RENAULT ST	1228C6	
	91	300141	4	D10S	3015	RENAULT ST	1228C6	
	92	300150	4	D10S	3007	RENAULT ST	1228C6	
	93	169808	4	D10S	3032	RENAULT ST	1228C6	
	94	169837	4	D10S	3024	RENAULT ST	1228C6	
	95	169854	4	D10S	3016	RENAULT ST	1228C6	
	96	169868	4	D10S	3031	RENAULT ST	1228C6	
	97	169880	4	D10S	3008	RENAULT ST	1228C6	
	98	169899	4	D10S	2970	RENAULT ST	1228C6	
	99	169958	4	D10S	2967	RENAULT ST	1228C6	

University City Improvement 2 (S) (B-21044) _ Sewer Lateral Spreadsheet

Map Sheet Number	FSN Of Sewer main	Lateral NO.	Lateral FSN	Lateral Size (Inch)	Field Book	Street NO.	Street Name	Thomas Bro
5	13425	1	170722	4	D10S	3144	CARNEGIE CT	1228C6
		2	300615	4	D10S	3164	CARNEGIE CT	1228C6
		3	378442	4	D10S	3129	CARNEGIE CT	1228C6
		4	170711	4	D10S	3184	CARNEGIE CT	1228C6
		5	170779	4	D10S	3183	CARNEGIE CT	1228C6
		6	170789	4	D10S	3163	CARNEGIE CT	1228C6
		7	170796	4	D10S	3143	CARNEGIE CT	1228C6
	13434	8	300888	4	D10S	5621	SCRIPPS ST	1228C6
		9	300894	4	D10S	5630	SCRIPPS ST	1228C6
		10	300902	4	D10S	5618	SCRIPPS ST	1228C6
		11	300915	4	D10S	5606	SCRIPPS ST	1228C6
		12	171097	4	D10S	5647	SCRIPPS ST	1228C6
		13	171109	4	D10S	5633	SCRIPPS ST	1228C6
		14	171130	4	D10S	5642	SCRIPPS ST	1228C6
	13435	15	300750	4	D10S	5723	SCRIPPS ST	1228C6
		16	300829	4	D10S	5678	SCRIPPS ST	1228C6
		17	300830	4	D10S	5663	SCRIPPS ST	1228C6
		18	300870	4	D10S	5654	SCRIPPS ST	1228C6
		19	170925	4	D10S	5734	SCRIPPS ST	1228C6
		20	170951	4	D10S	5709	SCRIPPS ST	1228C6
		21	170966	4	D10S	5718	SCRIPPS ST	1228C6
		22	171000	4	D10S	5702	SCRIPPS ST	1228C6
		23	171013	4	D10S	5681	SCRIPPS ST	1228C6
		24	171082	4	D10S	5666	SCRIPPS ST	1228C6
	13436	25	300611	4	D10S	5799	SCRIPPS ST	1228C6
		26	300646	4	D10S	5783	SCRIPPS ST	1228C6
		27	170734	4	D10S	5796	SCRIPPS ST	1228C6
		28	170782	4	D10S	5782	SCRIPPS ST	1228C6
		29	170825	4	D10S	5765	SCRIPPS ST	1228C6
		30	170837	4	D10S	5766	SCRIPPS ST	1228C6
		31	170851	4	D10S	5743	SCRIPPS ST	1228C6
		32	170873	4	D10S	5750	SCRIPPS ST	1228C6
		33	300549	4	D10S	5811	TULANE ST	1228C6
	13437	34	300627	4	D10S	5746	TULANE ST	1228C6
		35	300628	4	D10S	5741	TULANE ST	1228C6
		36	170531	4	D10S	5828	TULANE ST	1228C6
		37	170558	4	D10S	5825	TULANE ST	1228C6
		38	170583	4	D10S	5818	TULANE ST	1228C6
		39	170623	4	D10S	5808	TULANE ST	1228C6
		40	170673	4	D10S	5755	TULANE ST	1228C6
		41	170685	4	D10S	5756	TULANE ST	1228C6
		42	300732	4	D10S	5705	TULANE ST	1228C6
	13439	43	300746	4	D10S	5706	TULANE ST	1228C6
		44	300794	4	D10S	5670	TULANE ST	1228C6
		45	170775	4	D10S	5736	TULANE ST	1228C6
		46	170804	4	D10S	5731	TULANE ST	1228C6
		47	170820	4	D10S	5726	TULANE ST	1228C6
		48	170840	4	D10S	5719	TULANE ST	1228C6
		49	170889	4	D10S	5716	TULANE ST	1228C6
		50	170923	4	D10S	5679	TULANE ST	1228C6
		51	170945	4	D10S	5682	TULANE ST	1228C6
	13440	52	300790	4	D10S	5663	TULANE ST	1228C6
		53	300812	4	D10S	5658	TULANE ST	1228C6
		54	300832	4	D10S	5646	TULANE ST	1228C6
		55	171007	4	D10S	5647	TULANE ST	1228C6

Map Sheet Number	FSN Of Sewer main	Lateral NO.	Lateral FSN	Lateral Size (Inch)	Field Book	Street NO.	Street Name	Thomas Bro
5	13441	56	171116	4	D10S	3327	OCCIDENTAL ST	1228C6
		57	171118	4	D10S	5607	SCRIPPS ST	1228C6
		58	171143	4	D10S	3315	OCCIDENTAL ST	1228C6
		59	171176	4	D10S	3303	OCCIDENTAL ST	1228C6
	13446	60	300564	4	D10S	3386	TULANE CT	1228C6
		61	300591	4	D10S	3397	TULANE CT	1228C6
		62	378441	4	D10S	3385	TULANE CT	1228C6
	13447	63	170586	4	D10S	3373	TULANE CT	1228C6
		64	170559	4	D10S	3374	TULANE CT	1228C6
		65	300492	4	D10S	3362	TULANE CT	1228C6
		66	170504	4	D10S	3361	TULANE CT	1228C6
		67	170453	4	D10S	3350	TULANE CT	1228C6
		68	300455	4	D10S	3349	TULANE CT	1228C6
		69	170420	4	D10S	3337	TULANE CT	1228C6
	13448	70	170402	4	D10S	3325	TULANE CT	1228C7
		71	170335	4	D10S	3313	TULANE CT	1228C8
	13449	72	300224	4	D10S	5949	TULANE ST	1228C6
		73	300283	4	D10S	5928	TULANE ST	1228C6
		74	300314	4	D10S	5925	TULANE ST	1228C6
		75	300316	4	D10S	5920	TULANE ST	1228C6
		76	300353	4	D10S	5915	TULANE ST	1228C6
		77	170036	4	D10S	5944	TULANE ST	1228C6
		78	170106	4	D10S	5941	TULANE ST	1228C6
		79	170107	4	D10S	5936	TULANE ST	1228C6
		80	170156	4	D10S	5933	TULANE ST	1228C6
		81	170248	4	D10S	5912	TULANE ST	1228C6
	13450	82	300137	4	D10S	5971	TULANE ST	1228C6
		83	300163	4	D10S	5960	TULANE ST	1228C6
		84	300169	4	D10S	5963	TULANE ST	1228C6
		85	169825	4	D10S	5984	TULANE ST	1228C6
		86	169867	4	D10S	5976	TULANE ST	1228C6
		87	169912	4	D10S	5968	TULANE ST	1228C6
		88	169991	4	D10S	5952	TULANE ST	1228C6
		89	170010	4	D10S	5955	TULANE ST	1228C6
	13451	90	299956	4	D09S	6045	TULANE ST	1228D5
		91	299976	4	D09S	6024	TULANE ST	1228C5
		92	299982	4	D09S	6031	TULANE ST	1228D6
		93	299998	4	D09S	6014	TULANE ST	1228C6
		94	169669	4	D09S	6059	TULANE ST	1228D5
		95	169670	4	D09S	6054	TULANE ST	1228C5
		96	169672	4	D09S	6036	TULANE ST	1228C5
		97	169740	4	D09S	6017	TULANE ST	1228D6
		98	169760	4	D10S	6002	TULANE ST	1228C6
	13454	99	300405	4	D10S	5861	TULANE ST	1228C6
		100	300443	4	D10S	5848	TULANE ST	1228C6
		101	170319	4	D10S	5904	TULANE ST	1228C6
		102	170444	4	D10S	5851	TULANE ST	1228C6
		103	170473	4	D10S	5838	TULANE ST	1228C6
		104	170501	4	D10S	5831	TULANE ST	1228C6

University City Improvement 2 (S) (B-21044) _ Sewer Lateral Spreadsheet

Map Sheet Number	FSN Of Sewer main	Lateral NO.	Lateral FSN	Lateral Size (Inch)	Field Book	Street NO.	Street Name	Thomas Bro
6	13044	1	299364	4	D09S	6377	MERCER ST	1228D5
		2	168797	4	D09S	6453	MERCER ST	1228D5
		3	168826	4	D09S	6425	MERCER ST	1228D5
		4	168842	4	D09S	6378	MERCER ST	1228D5
		5	168880	4	D09S	6365	MERCER ST	1228D5
	13045	6	299406	4	D09S	3578	MERCER CT	1228D5
		7	168909	4	D09S	6366	MERCER ST	1228D5
		8	168938	4	D09S	3573	MERCER CT	1228D5
		9	168939	4	D09S	3595	MERCER CT	1228D5
	13046	10	168910	4	D09S	3550	MERCER CT	1228D5
		11	168916	4	D09S	3522	MERCER CT	1228D5
	13047	12	168937	4	D09S	3533	MERCER CT	1228D5
		13	168954	4	D09S	3555	MERCER CT	1228D5
	13065	14	299821	4	D09S	6110	STADIUM ST	1228D5
		15	299862	4	D09S	6102	STADIUM ST	1228D5
		16	169397	4	D09S	6126	STADIUM ST	1228D5
		17	169439	4	D09S	6118	STADIUM ST	1228D5
	13066	18	299762	4	D09S	3412	STETSON AV	1228D5
		19	299785	4	D09S	3457	STETSON AV	1228D5
		20	299796	4	D09S	3445	STETSON AV	1228D5
		21	299798	4	D09S	3433	STETSON AV	1228D5
		22	299800	4	D09S	3421	STETSON AV	1228D5
		23	169374	4	D09S	3460	STETSON AV	1228D5
		24	169378	4	D09S	3448	STETSON AV	1228D5
		25	169387	4	D09S	3436	STETSON AV	1228D5
		26	169392	4	D09S	3424	STETSON AV	1228D5
		27	169420	4	D09S	3469	STETSON AV	1228D5
	13067	28	299674	4	D09S	6146	STETSON PL	1228D5
	13068	29	299565	4	D09S	6186	STETSON PL	1228D5
		30	299594	4	D09S	6176	STETSON PL	1228D5
		31	299618	4	D09S	6166	STETSON PL	1228D5
		32	169123	4	D09S	6193	STETSON PL	1228D5
		33	169124	4	D09S	6196	STETSON PL	1228D5
		34	169139	4	D09S	6183	STETSON PL	1228D5
		35	169161	4	D09S	6173	STETSON PL	1228D5
		36	169223	4	D09S	6163	STETSON PL	1228D5
		37	169244	4	D09S	6156	STETSON PL	1228D5
		38	169250	4	D09S	6153	STETSON PL	1228D5
		13070	39	299599	4	D09S	3590	STETSON AV
	40		299620	4	D09S	3570	STETSON AV	1228D5
	41		299634	4	D09S	3581	STETSON AV	1228D5
	42		299664	4	D09S	3561	STETSON AV	1228D5
	43		169198	4	D09S	3580	STETSON AV	1228D5
	44		169252	4	D09S	3560	STETSON AV	1228D5
	45		169257	4	D09S	3571	STETSON AV	1228D5
	46		169275	4	D09S	3550	STETSON AV	1228D5
	47		169309	4	D09S	3551	STETSON AV	1228D5
	13071	48	299677	4	D09S	3540	STETSON AV	1228D5
		49	299719	4	D09S	3506	STETSON AV	1228D5
		50	299728	4	D09S	3531	STETSON AV	1228D5
		51	299735	4	D09S	3521	STETSON AV	1228D5
		52	299759	4	D09S	3501	STETSON AV	1228D5
		53	169311	4	D09S	3530	STETSON AV	1228D5
		54	169328	4	D09S	3541	STETSON AV	1228D5
		55	169330	4	D09S	3518	STETSON AV	1228D5

Map Sheet Number	FSN Of Sewer main	Lateral NO.	Lateral FSN	Lateral Size (Inch)	Field Book	Street NO.	Street Name	Thomas Bro
6	13071	56	169386	4	D09S	3511	STETSON AV	1228D5
	13090	57	299473	4	D09S	6314	MERCER ST	1228D5
		58	299528	4	D09S	6255	MERCER ST	1228D5
		59	299542	4	D09S	6233	MERCER ST	1228D5
		60	169004	4	D09S	6315	MERCER ST	1228D5
		61	169079	4	D09S	6256	MERCER ST	1228D5
		62	169110	4	D09S	6234	MERCER ST	1228D5
		63	169133	4	D09S	6211	MERCER ST	1228D5
		64	169187	4	D09S	6175	MERCER ST	1228D5
	13103	65	299416	4	D09S	6353	MERCER ST	1228D5
		66	299452	4	D09S	6327	MERCER ST	1228D5
		67	168946	4	D09S	6341	MERCER ST	1228D5
		68	168975	4	D09S	6326	MERCER ST	1228D5

University City Improvement 2 (S) (B-21044) _ Sewer Lateral Spreadsheet

Map Sheet Number	FSN Of Sewer main	Lateral NO.	Lateral FSN	Lateral Size (Inch)	Field Book	Street NO.	Street Name	Thomas Bro
7	12973	1	299078	4	D09S	6655	MERCER ST	1228D5
		2	299109	4	D09S	6647	MERCER ST	1228D5
		3	299137	4	D09S	6635	MERCER ST	1228D5
		4	168484	4	D09S	3582	MERCER LN	1228D5
		5	168530	4	D09S	3561	MERCER LN	1228D5
	12974	6	299038	4	D09S	3542	MERCER LN	1228D5
		7	299040	4	D09S	3562	MERCER LN	1228D5
		8	168474	4	D09S	3522	MERCER LN	1228D5
		9	168522	4	D09S	3521	MERCER LN	1228D5
		10	168529	4	D09S	3541	MERCER LN	1228D5
	12975	11	299036	4	D09S	3446	12976	1228D5
		12	299085	4	D09S	3441	MERCER LN	1228D5
		13	299087	4	D09S	3447	MERCER LN	1228D5
		14	168471	4	D09S	3452	MERCER LN	1228D5
		15	168519	4	D09S	3435	MERCER LN	1228D5
		16	168520	4	D09S	3453	MERCER LN	1228D5
	12976	17	168518	4	D09S	3393	MERCER LN	1228D5
		18	299030	4	D09S	3344	MERCER LN	1228D5
		19	299032	4	D09S	3362	MERCER LN	1228D5
		20	299033	4	D09S	3388	MERCER LN	1228D5
		21	299034	4	D09S	3432	MERCER LN	1228D5
		22	299080	4	D09S	3333	MERCER LN	1228D5
		23	299081	4	D09S	3349	MERCER LN	1228D5
		24	168517	4	D09S	3371	MERCER LN	1228D5
	12978	25	299074	4	D09S	3255	MERCER LN	1228D5
		26	299076	4	D09S	3271	MERCER LN	1228D5
		27	168457	4	D09S	3256	MERCER LN	1228D5
		28	168459	4	D09S	3272	MERCER LN	1228D5
		29	168460	4	D09S	3286	MERCER LN	1228D5
		30	168461	4	D09S	3298	MERCER LN	1228D5
		31	168513	4	D09S	3287	MERCER LN	1228D5
		32	168514	4	D09S	3299	MERCER LN	1228D5
	12979	33	299029	4	D09S	3226	MERCER LN	1228D5
		34	299072	4	D09S	3211	MERCER LN	1228D5
		35	168453	4	D09S	3212	MERCER LN	1228D5
		36	168456	4	D09S	3240	MERCER LN	1228D5
		37	168509	4	D09S	3227	MERCER LN	1228D5
		38	168510	4	D09S	3239	MERCER LN	1228D5
	12981	39	299158	4	D09S	6560	WELLESLY PL	1228C5
		40	299139	4	D09S	6612	WELLESLY PL	1228C5
		41	299107	4	D09S	6624	WELLESLY PL	1228C5
		42	168516	4	D09S	6638	WELLESLY PL	1228C5
	12982	43	168736	4	D09S	6512	WELLESLY PL	1228C5
		44	168701	4	D09S	6532	WELLESLY PL	1228C5
		45	299198	4	D09S	6546	WELLESLY PL	1228C5
	12983	46	168623	4	D09S	3210	VILLANOVA AV	1228D5
		47	299161	4	D09S	3224	VILLANOVA AV	1228D5
		48	299162	4	D09S	3238	VILLANOVA AV	1228D5
		49	299207	4	D09S	3209	VILLANOVA AV	1228D5
		50	168679	4	D09S	3225	VILLANOVA AV	1228D5
		51	168680	4	D09S	3237	VILLANOVA AV	1228D5

Map Sheet Number	FSN Of Sewer main	Lateral NO.	Lateral FSN	Lateral Size (Inch)	Field Book	Street NO.	Street Name	Thomas Bro
7	12984	52	1146241	4	D09S	3253	VILLANOVA AV	1228D5
		53	168682	4	D09S	3269	VILLANOVA AV	1228D5
		54	299208	4	D09S	3285	VILLANOVA AV	1228D5
		55	168683	4	D09S	3299	VILLANOVA AV	1228D5
		56	299209	4	D09S	3327	VILLANOVA AV	1228D5
		57	299163	4	D09S	3254	VILLANOVA AV	1228D5
		58	168626	4	D09S	3270	VILLANOVA AV	1228D5
		59	168627	4	D09S	3286	VILLANOVA AV	1228D5
		60	299165	4	D09S	3298	VILLANOVA AV	1228D5
		61	168629	4	D09S	3328	VILLANOVA AV	1228D5
	12985	62	168630	4	D09S	3346	VILLANOVA AV	1228D5
		63	299167	4	D09S	3366	VILLANOVA AV	1228D5
		64	168631	4	D09S	3386	VILLANOVA AV	1228D5
		65	168632	4	D09S	3430	VILLANOVA AV	1228D5
		66	299169	4	D09S	3436	VILLANOVA AV	1228D5
		67	299210	4	D09S	3345	VILLANOVA AV	1228D5
		68	168684	4	D09S	3363	VILLANOVA AV	1228D5
		69	299212	4	D09S	3385	VILLANOVA AV	1228D5
		70	299213	4	D09S	3431	VILLANOVA AV	1228D5
		71	168685	4	D09S	3437	VILLANOVA AV	1228D5
	12986	72	299170	4	D09S	3442	VILLANOVA AV	1228D5
		73	299171	4	D09S	3448	VILLANOVA AV	1228D5
		74	168635	4	D09S	3516	VILLANOVA AV	1228D5
		75	299173	4	D09S	3528	VILLANOVA AV	1228D5
		76	299176	4	D09S	3544	VILLANOVA AV	1228D5
		77	168636	4	D09S	3564	VILLANOVA AV	1228D5
		78	168686	4	D09S	3443	VILLANOVA AV	1228D5
		79	168687	4	D09S	3449	VILLANOVA AV	1228D5
		80	299214	4	D09S	3515	VILLANOVA AV	1228D5
		81	299215	4	D09S	3527	VILLANOVA AV	1228D5
82		168688	4	D09S	3545	VILLANOVA AV	1228D5	
83		168690	4	D09S	3565	VILLANOVA AV	1228D5	
13037	84	299298	4	D09S	3211	WELLESLY AV	1228D5	
	85	168765	4	D09S	3203	WELLESLY AV	1228C5	
	86	168740	4	D09S	3214	WELLESLY AV	1228D5	
13038	87	168800	4	D09S	3221	WELLESLY AV	1228D5	
	88	299313	4	D09S	3233	WELLESLY AV	1228D5	
	89	168764	4	D09S	3234	WELLESLY AV	1228D5	
13039	90	299274	4	D09S	3268	WELLESLY AV	1228D5	
	91	299314	4	D09S	3269	WELLESLY AV	1228D5	
	92	168766	4	D09S	3246	WELLESLY AV	1228D5	
	93	168801	4	D09S	3241	WELLESLY AV	1228D5	
13040	94	299275	4	D09S	3286	WELLESLY AV	1228D5	
	95	299276	4	D09S	3328	WELLESLY AV	1228D5	
	96	299277	4	D09S	3390	WELLESLY AV	1228D5	
	97	299317	4	D09S	3349	WELLESLY AV	1228D5	
	98	299318	4	D09S	3367	WELLESLY AV	1228D5	
	99	299320	4	D09S	3383	WELLESLY AV	1228D5	
	100	168768	4	D09S	3356	WELLESLY AV	1228D5	
	101	168770	4	D09S	3372	WELLESLY AV	1228D5	
	102	168802	4	D09S	3285	WELLESLY AV	1228D5	
	103	168803	4	D09S	3323	WELLESLY AV	1228D5	

Map Sheet Number	FSN Of Sewer main	Lateral NO.	Lateral FSN	Lateral Size (Inch)	Field Book	Street NO.	Street Name	Thomas Bro
7	13041	104	299351	4	D09S	6375	WELLESLY CT	1228D5
		105	299369	4	D09S	6352	WELLESLY CT	1228D5
		106	168840	4	D09S	6374	WELLESLY CT	1228D5
		107	168860	4	D09S	6351	WELLESLY CT	1228D5
		108	168878	4	D09S	6336	WELLESLY CT	1228D5
	13042	109	299278	4	D09S	3422	WELLESLY AV	1228D5
		110	299279	4	D09S	3444	WELLESLY AV	1228D5
		111	299283	4	D09S	3466	WELLESLY AV	1228D5
		112	299284	4	D09S	3488	WELLESLY AV	1228D5
		113	299321	4	D09S	3455	WELLESLY AV	1228D5
		114	299322	4	D09S	3463	WELLESLY AV	1228D5
		115	299323	4	D09S	3489	WELLESLY AV	1228D5
	13043	116	168805	4	D09S	3433	WELLESLY AV	1228D5
		117	299285	4	D09S	3520	WELLESLY AV	1228D5
		118	299287	4	D09S	3552	WELLESLY AV	1228D5
		119	299288	4	D09S	3574	WELLESLY AV	1228D5
		120	168776	4	D09S	3598	WELLESLY AV	1228D5
		121	168806	4	D09S	3525	WELLESLY AV	1228D5
		122	168807	4	D09S	3557	WELLESLY AV	1228D5
		123	168808	4	D09S	3599	WELLESLY AV	1228D5
	13102	124	168809	4	D09S	3577	WELLESLY AV	1228D5
		125	168692	4	D09S	6547	MERCER ST	1228D5
		126	168703	4	D09S	6527	MERCER ST	1228D5
		127	168728	4	D09S	6507	MERCER ST	1228D5
		128	168757	4	D09S	6481	MERCER ST	1228D5

University City Improvement 2 (S) (B-21044) _ Sewer Lateral Spreadsheet

Map Sheet Number	FSN Of Sewer main	Lateral NO.	Lateral FSN	Lateral Size (Inch)	Field Book	Street NO.	Street Name	Thomas Bro
8	12987	1	299177	4	D09S	6569	DENNISON ST	1228D5
		2	299205	4	D09S	6549	DENNISON ST	1228D5
		3	299224	4	D09S	6528	DENNISON ST	1228D5
		4	299226	4	D09S	6529	DENNISON ST	1228D5
		5	299242	4	D09S	6508	DENNISON ST	1228D5
		6	168598	4	D09S	6614	DENNISON ST	1228D5
		7	168602	4	D09S	6611	DENNISON ST	1228D5
		8	168675	4	D09S	6548	DENNISON ST	1228D5
		9	168731	4	D09S	6509	DENNISON ST	1228D5
	12988	10	298982	4	D09S	6738	DENNISON ST	1228D5
		11	299015	4	D09S	6718	DENNISON ST	1228D5
		12	299026	4	D09S	6715	DENNISON ST	1228D5
		13	299055	4	D09S	6674	DENNISON ST	1228D5
		14	299094	4	D09S	6654	DENNISON ST	1228D5
		15	299124	4	D09S	6634	DENNISON ST	1228D5
		16	168377	4	D09S	6755	DENNISON ST	1228D5
		17	168492	4	D09S	6671	DENNISON ST	1228D5
		18	168539	4	D09S	6651	DENNISON ST	1228D5
		19	168568	4	D09S	6631	DENNISON ST	1228D5
	12989	20	168418	4	D09S	6735	DENNISON ST	1228D5
		21	298863	4	D09S	6848	DENNISON ST	1228D4
		22	298892	4	D09S	6831	DENNISON ST	1228D4
		23	298916	4	D09S	6815	DENNISON ST	1228D5
		24	298937	4	D09S	6778	DENNISON ST	1228D5
		25	168170	4	D09S	6847	DENNISON ST	1228D4
		26	168216	4	D09S	6832	DENNISON ST	1228D4
		27	168260	4	D09S	6816	DENNISON ST	1228D5
		28	168318	4	D09S	6775	DENNISON ST	1228D5
	29	168363	4	D09S	6758	DENNISON ST	1228D5	
	12992	30	168063	4	D09S	6910	DENNISON ST	1228D4
	12993	31	168100	4	D09S	6893	RADCLIFFE DR	1228D4
		32	168105	4	D09S	6881	RADCLIFFE DR	1228D4
		33	168110	4	D09S	6869	RADCLIFFE DR	1228D4
	12994	34	298864	4	D09S	6845	RADCLIFFE DR	1228D4
		35	298894	4	D09S	6840	RADCLIFFE DR	1228D4
		36	168131	4	D09S	6857	RADCLIFFE DR	1228D4
		37	168200	4	D09S	6864	RADCLIFFE DR	1228D4
		38	168203	4	D09S	6833	RADCLIFFE DR	1228D4
		39	168228	4	D09S	6821	RADCLIFFE DR	1228D4
	12995	40	298933	4	D09S	6786	RADCLIFFE CT	1228D5
		41	298957	4	D09S	6768	RADCLIFFE CT	1228D5
		42	299003	4	D09S	6747	RADCLIFFE CT	1228D5
		43	168344	4	D09S	6787	RADCLIFFE CT	1228D5
		44	168374	4	D09S	6748	RADCLIFFE CT	1228D5
		45	168389	4	D09S	6767	RADCLIFFE CT	1228D5
		46	168408	4	D09S	6728	RADCLIFFE CT	1228D5
		47	168433	4	D09S	6727	RADCLIFFE CT	1228D5

Map Sheet Number	FSN Of Sewer main	Lateral NO.	Lateral FSN	Lateral Size (Inch)	Field Book	Street NO.	Street Name	Thomas Bro
8	12996	48	298917	4	D09S	6809	RADCLIFFE DR	1228D4
		49	298928	4	D09S	6779	RADCLIFFE DR	1228D5
		50	168331	4	D09S	6769	RADCLIFFE DR	1228D5
		51	168366	4	D09S	6759	RADCLIFFE DR	1228D5
	12997	52	299005	4	D09S	6654	CASCADE ST	1228D5
		53	168478	4	D09S	6642	CASCADE ST	1228D5
		54	168526	4	D09S	6639	CASCADE ST	1228D5
	12998	55	299075	4	D09S	6624	CASCADE ST	1228D5
		56	299104	4	D09S	6610	CASCADE ST	1228D5
		57	299130	4	D09S	6560	CASCADE ST	1228D5
		58	168557	4	D09S	6627	CASCADE ST	1228D5
		59	168564	4	D09S	6572	CASCADE ST	1228D5
		60	168577	4	D09S	6615	CASCADE ST	1228D5
		61	168590	4	D09S	6603	CASCADE ST	1228D5
		62	168605	4	D09S	6561	CASCADE ST	1228D5
	12999	63	299154	4	D09S	6536	CASCADE ST	1228D5
		64	299194	4	D09S	6524	CASCADE ST	1228D5
		65	299223	4	D09S	6512	CASCADE ST	1228D5
		66	378435	4	D09S	6509	CASCADE ST	1228D5
		67	168592	4	D09S	6548	CASCADE ST	1228D5
		68	168658	4	D09S	6521	CASCADE ST	1228D5
	13000	69	299197	4	D09S	3772	CASCADE CT	1228D5
		70	299239	4	D09S	3747	CASCADE CT	1228D5
		71	299248	4	D09S	3739	CASCADE CT	1228D5
		72	168660	4	D09S	3771	CASCADE CT	1228D5
		73	168661	4	D09S	3784	CASCADE CT	1228D5
		74	168665	4	D09S	3760	CASCADE CT	1228D5
		75	168678	4	D09S	3748	CASCADE CT	1228D5
		76	168700	4	D09S	3763	CASCADE CT	1228D5
		77	168705	4	D09S	3736	CASCADE CT	1228D5
		78	168706	4	D09S	3755	CASCADE CT	1228D5
	13001	79	298976	4	D09S	6749	RADCLIFFE DR	1228D5
		80	298995	4	D09S	6739	RADCLIFFE DR	1228D5
		81	299039	4	D09S	6736	RADCLIFFE DR	1228D5
		82	299062	4	D09S	6722	RADCLIFFE DR	1228D5
		83	299090	4	D09S	6666	RADCLIFFE DR	1228D5
		84	168444	4	D09S	6729	RADCLIFFE DR	1228D5
		85	168479	4	D09S	6719	RADCLIFFE DR	1228D5
		86	168499	4	D09S	6665	RADCLIFFE DR	1228D5
		87	168552	4	D09S	6642	RADCLIFFE DR	1228D5
13002	88	299113	4	D09S	6625	RADCLIFFE DR	1228D5	
	89	299132	4	D09S	6622	RADCLIFFE DR	1228D5	
	90	299148	4	D09S	6602	RADCLIFFE DR	1228D5	
	91	168521	4	D09S	6645	RADCLIFFE DR	1228D5	
	92	168582	4	D09S	6615	RADCLIFFE DR	1228D5	
	93	168648	4	D09S	6567	RADCLIFFE DR	1228D5	
	94	168654	4	D09S	6568	RADCLIFFE DR	1228D5	
	95	168676	4	D09S	6547	RADCLIFFE DR	1228D5	
	96	168693	4	D09S	6548	RADCLIFFE DR	1228D5	
13003	97	299084	4	D09S	6635	FSK AV	1228 E5	
	98	299123	4	D09S	6627	FSK AV	1228 E5	
	99	299142	4	D09S	6619	FSK AV	1228 E5	
	100	168610	4	D09S	6611	FSK AV	1228 E5	

Map Sheet Number	FSN Of Sewer main	Lateral NO.	Lateral FSN	Lateral Size (Inch)	Field Book	Street NO.	Street Name	Thomas Bro
8	13004	101	299010	4	D09S	6658	FISK AV	1228D5
		102	299054	4	D09S	6640	FISK AV	1228D5
		103	299073	4	D09S	6622	FISK AV	1228D5
		104	168428	4	D09S	6659	FISK AV	1228 E5
		105	168458	4	D09S	6651	FISK AV	1228 E5
		106	168491	4	D09S	6643	FISK AV	1228 E5
	13005	107	298897	4	D09S	6755	FISK AV	1228D4
		108	298920	4	D09S	6737	FISK AV	1228D4
		109	298926	4	D09S	6754	FISK AV	1228D5
		110	298929	4	D09S	6719	FISK AV	1228D4
		111	298966	4	D09S	6690	FISK AV	1228D5
		112	298969	4	D09S	6667	FISK AV	1228D5
		113	298988	4	D09S	6672	FISK AV	1228D5
		114	168305	4	D09S	6736	FISK AV	1228D5
		115	168334	4	D09S	6693	FISK AV	1228D5
		116	168361	4	D09S	6718	FISK AV	1228D5
		117	168369	4	D09S	6679	FISK AV	1228D5
	13006	118	298883	4	D09S	6775	FISK AV	1228D4
		119	298907	4	D09S	6772	FISK AV	1228D5
		120	1153821	4	D09S	6791	FISK AV	1228D4
		121	168079	4	D09S	6841	FISK AV	1228D4
		122	168122	4	D09S	6823	FISK AV	1228D4
		123	168136	4	D09S	6840	FISK AV	1228D4
		124	168148	4	D09S	6805	FISK AV	1228D4
		125	168166	4	D09S	6822	FISK AV	1228D4
		126	168204	4	D09S	6804	FISK AV	1228D4
		127	168226	4	D09S	6786	FISK AV	1228D4
	13007	128	298759	4	D09S	6912	FISK AV	1228D4
		129	298781	4	D09S	6894	FISK AV	1228D4
		130	298790	4	D09S	6857	FISK AV	1228D4
131		167939	4	D09S	6917	FISK AV	1228D4	
132		167967	4	D09S	6901	FISK AV	1228D4	
133		167997	4	D09S	6893	FISK AV	1228D4	
134		168074	4	D09S	6876	FISK AV	1228D4	
135		168096	4	D09S	6858	FISK AV	1228D4	
136		168021	4	D09S	6875	FISK AV	1228D4	
13032	137	167712	4	D09S	7146	DENNISON PL	1228D4	
	138	167784	4	D09S	7147	DENNISON PL	1228D4	
13033	139	298514	4	D09S	7110	DENNISON PL	1228D4	
	140	298595	4	D09S	7129	DENNISON PL	1228D4	
	141	167680	4	D09S	7078	DENNISON ST	1228D4	
	142	167698	4	D09S	7128	DENNISON PL	1228D4	
	143	167682	4	D09S	7096	DENNISON ST	1228D4	
13034	144	298688	4	D09S	6965	FISK AV	1228D4	
	145	298740	4	D09S	6930	FISK AV	1228D4	
	146	167910	4	D09S	6949	FISK AV	1228D4	
	147	167918	4	D09S	6935	FISK AV	1228D4	
	148	167963	4	D09S	6988	FISK AV	1228D4	
	149	167966	4	D09S	6966	FISK AV	1228D4	
	150	167975	4	D09S	6948	FISK AV	1228D4	

Map Sheet Number	FSN Of Sewer main	Lateral NO.	Lateral FSN	Lateral Size (Inch)	Field Book	Street NO.	Street Name	Thomas Bro
8	13035	151	376163	4	D09S	6928	DENNISON ST	1228D4
		152	167905	4	D09S	6974	DENNISON ST	1228D4
		153	167959	4	D09S	6956	DENNISON ST	1228D4
	13036	154	298506	4	D09S	7060	DENNISON ST	1228D4
		155	298539	4	D09S	7042	DENNISON ST	1228D4
		156	298580	4	D09S	7028	DENNISON ST	1228D4
		157	298605	4	D09S	7027	DENNISON ST	1228D4
		158	298619	4	D09S	7008	DENNISON ST	1228D4
		159	167747	4	D09S	7111	DENNISON PL	1228D4
		160	167846	4	D09S	7007	DENNISON ST	1228D4
		161	167857	4	D09S	6992	DENNISON ST	1228D4
	13089	162	299516	4	D09S	3633	MILLIKIN AV	1228D5
		163	169076	4	D09S	3625	MILLIKIN AV	1228D5
	13091	164	299520	4	D09S	3641	MILLIKIN AV	1228D5
		165	169006	4	D09S	3648	MILLIKIN AV	1228D5
		166	169014	4	D09S	3638	MILLIKIN AV	1228D5
		167	169017	4	D09S	3657	MILLIKIN AV	1228D5
		168	169028	4	D09S	3649	MILLIKIN AV	1228D5
		169	169033	4	D09S	3628	MILLIKIN AV	1228D5
	13092	170	299437	4	D09S	3681	MILLIKIN AV	1228D5
		171	299457	4	D09S	3673	MILLIKIN AV	1228D5
		172	168953	4	D09S	3689	MILLIKIN AV	1228D5
		173	168957	4	D09S	6311	DENNISON ST	1228D5
		174	169000	4	D09S	3665	MILLIKIN AV	1228D5
	13093	175	299349	4	D09S	3736	MILLIKIN AV	1228D5
		176	299361	4	D09S	3747	MILLIKIN AV	1228D5
		177	299376	4	D09S	3720	MILLIKIN AV	1228D5
		178	299419	4	D09S	3707	MILLIKIN AV	1228D5
		179	299400	4	D09S	3723	MILLIKIN AV	1228D5
180		168855	4	D09S	3728	MILLIKIN AV	1228D5	
181		168859	4	D09S	3739	MILLIKIN AV	1228D5	
182		168881	4	D09S	3731	MILLIKIN AV	1228D5	
183		168913	4	D09S	3715	MILLIKIN AV	1228D5	
13094	184	299333	4	D09S	3744	MILLIKIN AV	1228D5	
	185	168785	4	D09S	3768	MILLIKIN AV	1228D5	
	186	168796	4	D09S	3760	MILLIKIN AV	1228D5	
	187	168816	4	D09S	3752	MILLIKIN AV	1228D5	
	188	168820	4	D09S	3763	MILLIKIN AV	1228D5	
	189	168831	4	D09S	3755	MILLIKIN AV	1228D5	
13095	190	299262	4	D09S	3792	MILLIKIN AV	1228D5	
	191	299280	4	D09S	3776	MILLIKIN AV	1228D5	
	192	299310	4	D09S	3779	MILLIKIN AV	1228D5	
	193	299325	4	D09S	3771	MILLIKIN AV	1228D5	
	194	168753	4	D09S	3784	MILLIKIN AV	1228D5	
	195	168786	4	D09S	3787	MILLIKIN AV	1228D5	
13096	196	299271	4	D09S	3835	MILLIKIN AV	1228 E5	
	197	168722	4	D09S	3875	MILLIKIN AV	1228 E5	
	198	168723	4	D09S	3876	MILLIKIN AV	1228 E5	
	199	168724	4	D09S	3856	MILLIKIN AV	1228 E5	
	200	168725	4	D09S	3836	MILLIKIN AV	1228 E5	
	201	168733	4	D09S	6527	RADCLIFFE DR	1228D5	
	202	168750	4	D09S	3855	MILLIKIN AV	1228 E5	
	203	168769	4	D09S	3815	MILLIKIN AV	1228D5	

Map Sheet Number	FSN Of Sewer main	Lateral NO.	Lateral FSN	Lateral Size (Inch)	Field Book	Street NO.	Street Name	Thomas Bro
8	13097	204	299234	4	D09S	3724	CASCADE CT	1228D5
		205	299263	4	D09S	3723	CASCADE CT	1228D5
		206	168744	4	D09S	3731	CASCADE CT	1228D5
	13098	207	299292	4	D09S	6437	CASCADE ST	1228D5
		208	299306	4	D09S	6419	CASCADE ST	1228D5
		209	299331	4	D09S	6418	CASCADE ST	1228D5
		210	299340	4	D09S	6368	CASCADE ST	1228D5
		211	168720	4	D09S	6472	CASCADE ST	1228D5
		212	168739	4	D09S	6455	CASCADE ST	1228D5
		213	168745	4	D09S	6454	CASCADE ST	1228D5
		214	168763	4	D09S	6436	CASCADE ST	1228D5
		215	168832	4	D09S	6365	CASCADE ST	1228D5
	13099	216	299371	4	D09S	6354	CASCADE ST	1228D5
		217	299380	4	D09S	6340	CASCADE ST	1228D5
		218	299388	4	D09S	3712	MILLIKIN AV	1228D5
		219	299402	4	D09S	6326	CASCADE ST	1228D5
	13100	220	299412	4	D09S	6338	DENNISON ST	1228D5
		221	299424	4	D09S	6326	DENNISON ST	1228D5
		222	299443	4	D09S	3658	MILLIKIN AV	1228D5
		223	299398	4	D09S	6350	DENNISON ST	1228D5
		224	168873	4	D09S	6355	DENNISON ST	1228D5
		225	168905	4	D09S	6339	DENNISON ST	1228D5
		226	168928	4	D09S	6325	DENNISON ST	1228D5
	13101	227	299268	4	D09S	6480	DENNISON ST	1228D5
		228	299327	4	D09S	6440	DENNISON ST	1228D5
		229	299348	4	D09S	6420	DENNISON ST	1228D5
		230	299370	4	D09S	6362	DENNISON ST	1228D5
		231	168754	4	D09S	6481	DENNISON ST	1228D5
		232	168784	4	D09S	6460	DENNISON ST	1228D5
		233	168790	4	D09S	6461	DENNISON ST	1228D5
234		168817	4	D09S	6441	DENNISON ST	1228D5	
235		168844	4	D09S	6421	DENNISON ST	1228D5	

Total Laterals	933
-----------------------	------------

APPENDIX I
SEWER MANHOLES SPREADSHEET

University City Improvement 2 (S) (B 21044) _ Sewer Manholes Spreadsheet

Map Sheet Number	Thomas Brothers	Street Name	MH ID	MH IE	MH Depth	Manhole Method	Council District	Community	Field Book	FSN
Install Cleanout										
1	1228 B6	PASSY AVE	C104	337.98	6.00	CLEANOUT	1	University	C10S	75943
	1228 B6	HABER ST	C106	337.35	6.00	CLEANOUT	1	University	C10S	75945
	1228 C6	STRESEMANN ST	C179	331.16	14.00	CLEANOUT	1	University	D10S	81174
	1228 B6	LORD CECIL ST	C184	339.86	6.00	CLEANOUT	1	University	D10S	81179
	1228 B6	LORD CECIL ST	C185	341.20	5.00	CLEANOUT	1	University	D10S	81180
2	1228 C6	HONORS DR	C205	329.56	6.00	CLEANOUT	1	University	D10S	81199
	1228 C6	HONORS CT	C216	313.31	7.00	CLEANOUT	1	University	D10S	81209
	1228 C6	SANDBURG AVE	C218	333.44	6.00	CLEANOUT	1	University	D10S	81211
3	1228 C6	DALEN PL	C64	320.80	7.00	CLEANOUT	1	University	D10S	81061
	1228 C7	CURIE WY	C76	182.10	8.00	CLEANOUT	1	University	D10S	81073
	1228 C6	SANDBURG AVE	C219	328.85	7.00	CLEANOUT	1	University	D10S	81212
	1228 C6	SANDBURG WY	C220	329.49	7.00	CLEANOUT	1	University	D10S	81213
4	1228 C5	DUNANT ST	C302	329.37	0.00	CLEANOUT	1	University	D09S	80942
	1228 C6	FRIED AVE	C190	337.03	7.00	CLEANOUT	1	University	D10S	81185
	1228 C6	RENAULT PL	C196	321.34	14.00	CLEANOUT	1	University	D10S	81191
	1228 C6	AWARD RW	C199	333.78	6.00	CLEANOUT	1	University	D10S	81193
6	1228 C6	RENAULT PL	C275	316.44	9.00	CLEANOUT	1	University	D10S	81264
	1228 D5	MERCER CT	C204	334.27	2.00	CLEANOUT	1	University	D09S	80848
7	1228 D5	MERCER CT	C205	334.34	2.00	CLEANOUT	1	University	D09S	80849
	1228 C5	WELLESY PL	C124	323.04	5.00	CLEANOUT	1	University	D09S	80771
	1228 D5	WELMER ST	C129	328.00	7.00	CLEANOUT	1	University	D09S	80776
	1228 D5	MERCER ST	C144	332.50	6.00	CLEANOUT	1	University	D09S	80791
	1228 D5	WELLESY AVE	C199	338.80	3.00	CLEANOUT	1	University	D09S	80843
8	1228 D5	WELLESY CT	C202	337.79	6.00	CLEANOUT	1	University	D09S	80846
	1228 D4	DENNISON ST	C150	350.59	4.00	CLEANOUT	1	University	D09S	80797
	1228 D4	DENNISON ST	C151	347.09	7.00	CLEANOUT	1	University	D09S	80798
	1228 D5	RADCLIFE CT	C154	359.47	5.00	CLEANOUT	1	University	D09S	80801
	1228 D5	RADCLIFE DR	C155	362.27	5.00	CLEANOUT	1	University	D09S	80802
	1228 D5	CASCADE CT	C159	370.41	5.00	CLEANOUT	1	University	D09S	80806
	1228 E5	FISK AVE	C163	367.00	7.00	CLEANOUT	1	University	D09S	80809
	1228 E5	MILLKIN AVE	C252	376.12	5.00	CLEANOUT	1	University	D09S	80896

Install Manhole										
3	1228C7	PIRE AVE	70	228.02	15.00	NEW MANHOLE	1	University	D10S	81067
4	1228C6	HONORS DR	191	337.29	6.00	NEW MANHOLE	1	University	D10S	81186
8	1228D4	GENESEE AV	190	203.84	11.00	NEW MANHOLE	1	University	D09S	80834

University City Improvement 2 (S) (B 21044) _ Sewer Manholes Spreadsheet

Map Sheet Number	Thomas Brothers	Street Name	MH ID	MH IE	MH Depth	Manhole Method	Council District	Community	Field Book	FSN
Repair_Rehab Manhole										
1	1228B6	STRESEMANN ST	99	324.97	11.00	MANHOLE REPAIR_REHAB	1	University	C10S	75938
	1228B6	LAMAS ST	102	333.30	11.00	MANHOLE REPAIR_REHAB	1	University	C10S	75941
	1228B6	LAMAS ST	108	334.92	11.00	MANHOLE REPAIR_REHAB	1	University	C10S	75947
	1228B6	LAMAS ST	109	335.69	11.00	MANHOLE REPAIR_REHAB	1	University	C10S	75948
	1228C6	GOBAT AVE	181	332.12	11.00	MANHOLE REPAIR_REHAB	1	University	D10S	81176
	1228B6	GOBAT AVE	182	332.72	9.00	MANHOLE REPAIR_REHAB	1	University	D10S	81177
	1228C6	STRESEMANN ST	186	319.97	23.00	MANHOLE REPAIR_REHAB	1	University	D10S	81181
	1228C6	STRESEMANN ST	187	325.47	19.00	MANHOLE REPAIR_REHAB	1	University	D10S	81182
3	1228C7	SANDBURG AVE	108	263.48	7.00	MANHOLE REPAIR_REHAB	1	University	D10S	81105
	1228C6	SANDBURG AVE	109	285.65	7.00	MANHOLE REPAIR_REHAB	1	University	D10S	81106
	1228C6	SANDBURG AVE	221	323.25	7.00	MANHOLE REPAIR_REHAB	1	University	D10S	81214
4	1228C6	AWARD RW	197	332.63	6.00	MANHOLE REPAIR_REHAB	1	University	D10S	81192
	1228C6	REGENTS RD	270	251.85	9.00	MANHOLE REPAIR_REHAB	1	University	D10S	81259
	1228C6	RENAULT PL	274	315.92	10.00	MANHOLE REPAIR_REHAB	1	University	D10S	81263
	1228 C6	HONORS DR	189	336.09	6.00	MANHOLE REPAIR_REHAB	1	University	D10S	81184
5	1228C6	TULANE ST	257	338.09	9.00	MANHOLE REPAIR_REHAB	1	University	D10S	81246
6	1228D5	MERCER ST	261	333.43	4.00	MANHOLE REPAIR_REHAB	1	University	D09S	80905
7	1228D5	WELLESLEY AVE	200	338.46	4.00	MANHOLE REPAIR_REHAB	1	University	D09S	80844
8	1228D4	DENNISON ST	149	350.35	4.00	MANHOLE REPAIR_REHAB	1	University	D09S	80796
	1228D5	RADCLIFE DR	153	357.77	5.00	MANHOLE REPAIR_REHAB	1	University	D09S	80800
	1228D5	EASEMENT	186	335.20	0.00	MANHOLE REPAIR_REHAB	1	University	D09S	80831
	1228D4	EASEMENT	187	258.02	8.00	MANHOLE REPAIR_REHAB	1	University	D09S	80832
	1228D5	MILLKIN AVE	254	371.97	6.00	MANHOLE REPAIR_REHAB	1	University	D09S	80898
	1228D5	MILLKIN AVE	255	371.01	5.00	MANHOLE REPAIR_REHAB	1	University	D09S	80899
	1228D5	MILLKIN AVE	256	356.12	5.00	MANHOLE REPAIR_REHAB	1	University	D09S	80900
	1228D5	MILLKIN AVE	259	342.57	12.00	MANHOLE REPAIR_REHAB	1	University	D09S	80903
	1228D5	CASCADE ST	267	359.62	6.00	MANHOLE REPAIR_REHAB	1	University	D09S	80910
Replace Manhole										
6	1228D5	STETSON AVE	229	330.99	13.00	MANHOLE REPLACE	1	University	D09S	80873
8	1228D5	DENNISON ST	146	347.84	7.00	MANHOLE REPLACE	1	University	D09S	80793
	1228D5	MILLKIN AVE	258	343.20	6.00	MANHOLE REPLACE	1	University	D09S	80902

University City Improvement 2 (S) (B 21044) _ Sewer Manholes Spreadsheet

Map Sheet Number	Thomas Brothers	Street Name	MH ID	MH IE	MH Depth	Manhole Method	Council District	Community	Field Book	FSN
Rehabilitation Manhole										
1	1228B6	LORD CECIL ST	101	334.37	6.00	MANHOLE REHAB	1	University	C10S	75940
	1228B6	LORD CECIL ST	103	337.46	7.00	MANHOLE REHAB	1	University	C10S	75942
	1228B6	LAMAS ST	107	334.50	10.00	MANHOLE REHAB	1	University	C10S	75946
	1228B6	HABER ST	125	334.46	6.00	MANHOLE REHAB	1	University	C10S	75964
	1228B6	GOBAT AVE	126	333.79	5.00	MANHOLE REHAB	1	University	C10S	75965
	1228B6	GOBAT AVE	127	334.43	6.00	MANHOLE REHAB	1	University	C10S	75966
	1228B6	GOBAT AVE	128	336.16	6.00	MANHOLE REHAB	1	University	C10S	75967
	1228B6	STRESEMANN ST	199	326.33	7.00	MANHOLE REHAB	1	University	C10S	76038
	1228C6	STRESEMANN ST	180	331.05	15.00	MANHOLE REHAB	1	University	D10S	81175
	1228B6	LORD CECIL ST	183	338.72	6.00	MANHOLE REHAB	1	University	D10S	81178
	1228B6	LORD CECIL ST	210	340.46	6.00	MANHOLE REHAB	1	University	D10S	81204
	1228B6	HABER ST	105	336.60	6.00	MANHOLE REHAB	1	University	C10S	75944
1228 B6	STRESEMANN ST	100	323.57	15.00	MANHOLE REHAB	1	University	C10S	75939	
2	1228B7	HONORS DR	66	224.39	6.00	MANHOLE REHAB	1	University	D10S	81063
	1228B7	HONORS DR	67	190.79	7.00	MANHOLE REHAB	1	University	D10S	81064
	1228C7	CURIE PL	80	191.76	7.00	MANHOLE REHAB	1	University	D10S	81077
	1228B7	HONORS DR	65	248.89	6.00	MANHOLE REHAB	1	University	D10S	81062
	1228B7	HONORS DR	213	271.22	7.00	MANHOLE REHAB	1	University	D10S	81207
	1228B7	HONORS DR	212	303.14	7.00	MANHOLE REHAB	1	University	D10S	81206
	1228B7	HONORS DR	208	320.46	6.00	MANHOLE REHAB	1	University	D10S	81202
	1228B7	HONORS DR	206	329.04	7.00	MANHOLE REHAB	1	University	D10S	81200
	1228C6	SANDBURG AVE	207	332.04	7.00	MANHOLE REHAB	1	University	D10S	81201
	1228C6	HONORS RS	214	307.98	7.00	MANHOLE REHAB	1	University	D10S	81208
	1228C7	CURIE ST	78	156.53	15.00	MANHOLE REHAB	1	University	D10S	81075
	1228C7	HONORS DR	79	175.07	8.00	MANHOLE REHAB	1	University	D10S	81076
	1228C6	DALEN AVE	57	322.91	6.00	MANHOLE REHAB	1	University	D10S	81054
	1228 C7	CURIE WY	75	174.92	6.00	MANHOLE REHAB	1	University	D10S	81072
3	1228 C7	ALLEY	69	189.51	6.00	MANHOLE REHAB	1	University	D10S	81066
	1228 C7	CURIE ST	73	197.79	10.00	MANHOLE REHAB	1	University	D10S	81070
	1228C7	PIRE AVE	72	220.83	6.00	MANHOLE REHAB	1	University	D10S	59821
	1228C7	PIRE AVE	71	227.22	9.00	MANHOLE REHAB	1	University	D10S	81068
	1228 C7	CURIE ST	107	238.59	9.00	MANHOLE REHAB	1	University	D10S	82204
	1228C6	DALEN AVE	60	271.84	12.00	MANHOLE REHAB	1	University	D10S	81057

University City Improvement 2 (S) (B 21044) _ Sewer Manholes Spreadsheet

Map Sheet Number	Thomas Brothers	Street Name	MH ID	MH IE	MH Depth	Manhole Method	Council District	Community	Field Book	FSN
Rehabilitation Manhole										
3	1228C6	DALEN PL	63	312.12	12.00	MANHOLE REHAB	1	University	D10S	81060
	1228C6	SANDBURG AVE	58	316.25	7.00	MANHOLE REHAB	1	University	D10S	81055
	1228C6	SANDBURG AVE	59	306.94	7.00	MANHOLE REHAB	1	University	D10S	81056
	1228C6	DALEN AVE	61	303.80	8.00	MANHOLE REHAB	1	University	D10S	81058
	1228C6	DALEN PL	62	304.30	13.00	MANHOLE REHAB	1	University	D10S	81059
	1228C7	CURIE ST	77	158.80	9.00	MANHOLE REHAB	1	University	D10S	81074
	1228C6	SANDBURG WY	217	328.89	7.00	MANHOLE REHAB	1	University	D10S	81210
	1228 C7	CURIE ST	74	177.92	9.00	MANHOLE REHAB	1	University	D10S	81071
4	1228C6	FRIED AVE	299	328.02	0.00	MANHOLE REHAB	1	University	D09S	80939
	1228C5	FRIED AVE	300	325.85	6.00	MANHOLE REHAB	1	University	D09S	80940
	1228 C5	FRIED AVE	301	327.87	11.00	MANHOLE REHAB	1	University	D09S	80941
	1228C7	HONORS DR	204	318.87	11.00	MANHOLE REHAB	1	University	D10S	81198
	1228C6	AWARD RW	188	330.14	7.00	MANHOLE REHAB	1	University	D10S	81183
	1228C6	FRIED AVE	192	336.30	7.00	MANHOLE REHAB	1	University	D10S	81187
	1228C6	RENAULT ST	193	318.36	9.00	MANHOLE REHAB	1	University	D10S	81188
	1228C6	RENAULT PL	194	316.53	13.00	MANHOLE REHAB	1	University	D10S	81189
	1228C6	RENAULT PL	195	317.14	16.00	MANHOLE REHAB	1	University	D10S	81190
	1228 C6	REGENTS RD	229	232.27	9.00	MANHOLE REHAB	1	University	D10S	81222
	1228C6	REGENTS RD	269	255.12	6.00	MANHOLE REHAB	1	University	D10S	81258
	1228C6	REGENTS RD	271	262.83	14.00	MANHOLE REHAB	1	University	D10S	81260
	1228C6	EASEMENT-AT RENAULT	272	264.91	6.00	MANHOLE REHAB	1	University	D10S	81261
	1228C6	EASEMENT -AT RENAULT	273	308.97	7.00	MANHOLE REHAB	1	University	D10S	81262
	1228C6	RENAULT ST	276	319.30	6.00	MANHOLE REHAB	1	University	D10S	81265
1228C6	RENAULT ST	277	321.40	6.00	MANHOLE REHAB	1	University	D10S	81266	

University City Improvement 2 (S) (B 21044) _ Sewer Manholes Spreadsheet

Map Sheet Number	Thomas Brothers	Street Name	MH ID	MH IE	MH Depth	Manhole Method	Council District	Community	Field Book	FSN
Rehabilitation Manhole										
5	1228 D5	TULANE ST	321	342.98	6.00	MANHOLE REHAB	1	University	D09S	80960
	1228C6	CARNEGIE CT	232	325.12	6.00	MANHOLE REHAB	1	University	D10S	81223
	1228C6	CARNEGIE CT	233	327.12	8.00	MANHOLE REHAB	1	University	D10S	81224
	1228C6	SCRIPPS ST	242	327.28	10.00	MANHOLE REHAB	1	University	D10S	81232
	1228C6	SCRIPPS ST	244	339.58	6.00	MANHOLE REHAB	1	University	D10S	81234
	1228C6	SCRIPPS ST	245	336.89	10.00	MANHOLE REHAB	1	University	D10S	81235
	1228C6	TULANE ST	246	330.56	10.00	MANHOLE REHAB	1	University	D10S	81236
	1228C6	SCRIPPS ST	243	335.48	6.00	MANHOLE REHAB	1	University	D10S	81233
	1228C6	TULANE ST	247	329.43	10.00	MANHOLE REHAB	1	University	D10S	81237
	1228C6	TULANE ST	248	328.32	7.00	MANHOLE REHAB	1	University	D10S	81238
	1228C6	TULANE CT	252	331.28	9.00	MANHOLE REHAB	1	University	D10S	81242
	1228C6	TULANE CT	254	331.86	6.00	MANHOLE REHAB	1	University	D10S	81243
	1228C6	TULANE CT	255	333.92	6.00	MANHOLE REHAB	1	University	D10S	81244
	1228C6	TULANE ST	258	336.89	9.00	MANHOLE REHAB	1	University	D10S	81247
6	1228D5	MERCER CT	206	334.07	2.00	MANHOLE REHAB	1	University	D09S	80850
	1228D5	STETSON AVE	225	327.13	7.00	MANHOLE REHAB	1	University	D09S	80869
	1228D5	MERCER ST	235	331.31	14.00	MANHOLE REHAB	1	University	D09S	80879
	1228D5	STETSON PL	227	223.93	6.00	MANHOLE REHAB	1	University	D10S	81220
	1228D5	STETSON AVE	226	222.46	3.00	MANHOLE REHAB	1	University	D10S	81219
	1228D5	STETSON AVE	230	329.91	8.00	MANHOLE REHAB	1	University	D09S	80874
	1228C5	GOVERNOR DR	224	326.12	16.00	MANHOLE REHAB	1	University	D09S	80868
	1228D4	MILLIKIN AV	257	344.21	10.00	MANHOLE REHAB	1	University	D09S	80901
	1228D5	STETSON PL	214	330.20	4.00	MANHOLE REHAB	1	University	D09S	80858
	1228D5	MERCER ST	260	332.71	10.00	MANHOLE REHAB	1	University	D09S	80904
7	1228D5	MERCER LN	134	328.71	5.00	MANHOLE REHAB	1	University	D09S	80781
	1228D5	MERCER LN	135	327.84	2.00	MANHOLE REHAB	1	University	D09S	80782
	1228D5	MERCER LN	136	326.81	5.00	MANHOLE REHAB	1	University	D09S	80783
	1228D5	VILANOVA AVE	140	320.81	4.00	MANHOLE REHAB	1	University	D09S	80787
	1228D6	VILANOVA AVE	141	325.01	5.00	MANHOLE REHAB	1	University	D09S	80788
	1228D7	VILANOVA AVE	142	328.24	6.00	MANHOLE REHAB	1	University	D09S	80789
	1228D8	VILANOVA AVE	143	330.87	6.00	MANHOLE REHAB	1	University	D09S	80790
	1228D9	VILANOVA AVE	145	333.50	7.00	MANHOLE REHAB	1	University	D09S	80792
	1228D5	WELLESLEY AVE	196	324.80	5.00	MANHOLE REHAB	1	University	D09S	80840
1228D5	WELLESLEY AVE	197	331.40	4.00	MANHOLE REHAB	1	University	D09S	80841	

University City Improvement 2 (S) (B 21044) _ Sewer Manholes Spreadsheet

Map Sheet Number	Thomas Brothers	Street Name	MH ID	MH IE	MH Depth	Manhole Method	Council District	Community	Field Book	FSN
Rehabilitation Manhole										
7	1228D5	WELLESLY AVE	198	336.37	4.00	MANHOLE REHAB	2	University	D09S	80842
	1228D5	MERCER LN	137	325.76	7.00	MANHOLE REHAB	1	University	D09S	80784
	1228D5	MERCER LN	138	324.61	5.00	MANHOLE REHAB	1	University	D09S	80785
	1228C5	MERCER LN	139	319.41	6.00	MANHOLE REHAB	1	University	D09S	80786
	1228D5	WELLESLY AVE	201	337.06	6.00	MANHOLE REHAB	1	University	D09S	80845
	1228D5	WELLESLY AVE	203	335.88	5.00	MANHOLE REHAB	1	University	D09S	80847
	1228 D5	MERCER ST	264	335.48	5.00	MANHOLE REHAB	1	University	D09S	80907
8	1228D5	WELLESLY AVE	263	334.70	5.00	MANHOLE REHAB	1	University	D09S	80906
	1228D5	DENNISON ST	147	349.08	8.00	MANHOLE REHAB	1	University	D09S	80794
	1228D4	RADCLIFFE DR	152	351.79	5.00	MANHOLE REHAB	1	University	D09S	80799
	1228D5	CASCADE ST	156	364.12	6.00	MANHOLE REHAB	1	University	D09S	80803
	1228D5	CASCADE ST	157	362.70	8.00	MANHOLE REHAB	1	University	D09S	80804
	1228D5	RADCLIFFE DR	160	369.72	6.00	MANHOLE REHAB	1	University	D09S	80807
	1228D5	RADCLIFFE DR	162	372.52	6.00	MANHOLE REHAB	1	University	D09S	80808
	1228D5	CASCADE ST	158	361.12	6.00	MANHOLE REHAB	1	University	D09S	80805
	1228 E5	FSK AVE	164	362.56	6.00	MANHOLE REHAB	1	University	D09S	80810
	1228D5	FSK AVE	165	354.97	7.00	MANHOLE REHAB	1	University	D09S	80811
	1228D4	FSK AVE	166	351.33	7.00	MANHOLE REHAB	1	University	D09S	80812
	1228D4	FSK AVE	167	348.03	8.00	MANHOLE REHAB	1	University	D09S	80813
	1228D4	EASEMENT	188	202.59	11.00	MANHOLE REHAB	1	University	D09S	80833
	1228D4	DENNISON PL	192	336.17	6.00	MANHOLE REHAB	1	University	D09S	80836
	1228D4	DENNISON ST	193	337.08	6.00	MANHOLE REHAB	1	University	D09S	80837
	1228D4	FSK AVE	194	341.69	7.00	MANHOLE REHAB	1	University	D09S	80838
	1228D4	MILLKIN AVE	195	344.86	7.00	MANHOLE REHAB	1	University	D09S	80839
1228D5	EASEMENT-AT MILLKIN	236	342.49	11.00	MANHOLE REHAB	1	University	D09S	80880	

APPENDIX J
SAMPLE OF PUBLIC NOTICE



CONSTRUCTION NOTICE

PROJECT TITLE

Work on your street will begin within one week to replace the existing water mains servicing your community.

The work will consist of:

- Saw-cutting and trench work on Ingulf Street from Morena Boulevard to Galveston Street to install new water mains, water laterals and fire hydrants.
• Streets where trenching takes place will be resurfaced and curb ramps will be upgraded to facilitate access for persons with disabilities where required.
• This work is anticipated to be complete in your community by December 2016.

How your neighborhood may be impacted:

- Water service to some properties during construction will be provided by a two-inch highline pipe that will run along the curb. To report a highline leak call 619-515-3525.
• Temporary water service disruptions are planned. If planned disruptions impact your property, you will receive advance notice.
• Parking restrictions will exist because of the presence of construction equipment and materials.
• "No Parking" signs will be displayed 72 hours in advance of the work.
• Cars parked in violation of signs will be TOWED.

Hours and Days of Operation:

Monday through Friday X:XX AM to X:XX PM.

City of San Diego Contractor:

Company Name, XXX-XXX-XXXX



CONSTRUCTION NOTICE

PROJECT TITLE

Work on your street will begin within one week to replace the existing water mains servicing your community.

The work will consist of:

- Saw-cutting and trench work on Ingulf Street from Morena Boulevard to Galveston Street to install new water mains, water laterals and fire hydrants.
• Streets where trenching takes place will be resurfaced and curb ramps will be upgraded to facilitate access for persons with disabilities where required.
• This work is anticipated to be complete in your community by December 2016.

How your neighborhood may be impacted:

- Water service to some properties during construction will be provided by a two-inch highline pipe that will run along the curb. To report a highline leak call 619-515-3525.
• Temporary water service disruptions are planned. If planned disruptions impact your property, you will receive advance notice.
• Parking restrictions will exist because of the presence of construction equipment and materials.
• "No Parking" signs will be displayed 72 hours in advance of the work.
• Cars parked in violation of signs will be TOWED.

Hours and Days of Operation:

Monday through Friday X:XX AM to X:XX PM.

City of San Diego Contractor:

Company Name, XXX-XXX-XXXX

APPENDIX K
ADVANCED METERING INFRASTRUCTURE (AMI) DEVICE PROTECTION

Protecting AMI Devices in Meter Boxes and on Street Lights

The Public Utilities Department (PUD) has begun the installation of the Advanced Metering Infrastructure (AMI) technology as a new tool to enhance water meter reading accuracy and efficiency, customer service and billing, and to be used by individual accounts to better manage the efficient use of water. **All AMI devices shall be protected per Section 402-2, "Protection", of the 2021 Whitebook.**

AMI technology allows water meters to be read electronically rather than through direct visual inspection by PUD field staff. This will assist PUD staff and customers in managing unusual consumption patterns which could indicate leaks or meter tampering on a customer's property.

Three of the main components of an AMI system are the:

- A. Endpoints, see Photo 1:

Photo 1



B. AMI Antenna attached to Endpoint (antenna not always required), see Photo 2:



Network Devices, see Photo 3:

Photo 3



AMI endpoints transmit meter information to the AMI system and will soon be on the vast majority of meters in San Diego. These AMI devices provide interval consumption data to the PUD's Customer Support Division. If these devices are damaged or communication is interrupted, this Division will be alerted of the situation. The endpoints are installed in water meter boxes, coffins, and vaults adjacent to the meter. A separate flat round antenna may also be installed through the meter box lid. This antenna is connected to the endpoint via cable. The following proper installation shall be implemented when removing the lid to avoid damaging the antenna, cable, and/or endpoint. Photo 4 below demonstrates a diagram of the connection:

Photo 4



The AMI device ERT/Endpoint/Transmitter shall be positioned and installed as discussed in this Appendix. If the ERT/Endpoint/Transmitter is disturbed, it shall be re-installed and returned to its original installation with the end points pointed upwards as shown below in Photo 5.

The PUD's code compliance staff will issue citations and invoices to you for any damaged AMI devices that are not re-installed as discussed in the Contract Document

Photo 5 below shows a typical installation of an AMI endpoint on a water meter.

Photo 5




Photo 6 below is an example of disturbance that shall be avoided:

Photo 6



You are responsible when working in and around meter boxes. If you encounter these endpoints, use proper care and do not disconnect them from the registers on top of the water meter. If the lid has an antenna drilled through, do not change or tamper with the lid and inform the Resident Engineer immediately about the location of that lid. Refer to Photo 7 below:

Photo 7



Another component of the AMI system are the Network Devices. The Network Devices are strategically placed units (mainly on street light poles) that collect interval meter reading data from multiple meters for transmission to the Department Control Computer. **If you come across any of these devices on street lights that will be removed or replaced (refer to Photos 8 and 9 below), notify Elvira Santiesteban, Compliance & Metering Manager 619-380-3804 and Kevin Wilson, Senior Water Utility Supervisor 619-857-8257 immediately.**

Photo 8 shows an installed network device on a street light. On the back of each Network Device is a sticker with contact information. See Photo 9. **Call PUD Water Emergency Repairs at 619-515-3525 if your work will impact these street lights.** These are assets that belong to the City of San Diego and you shall be responsible for any costs of disruption of this network.

Photo 8



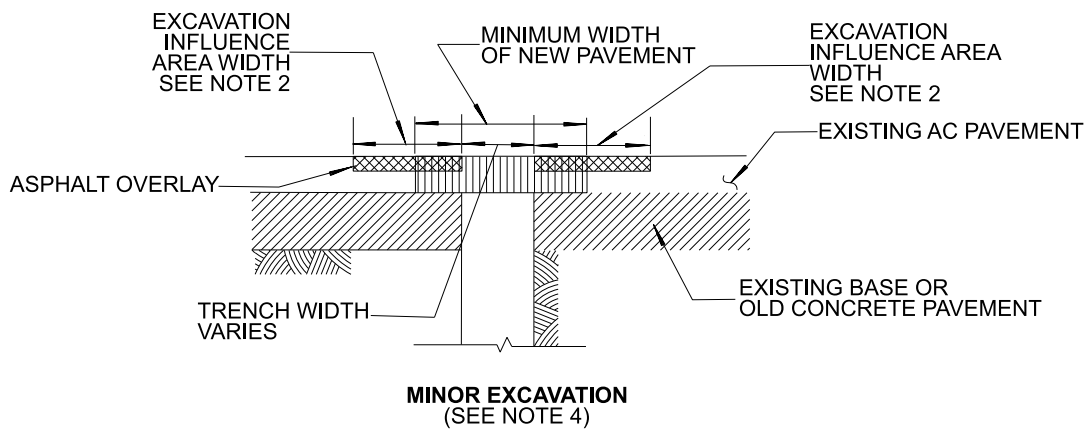
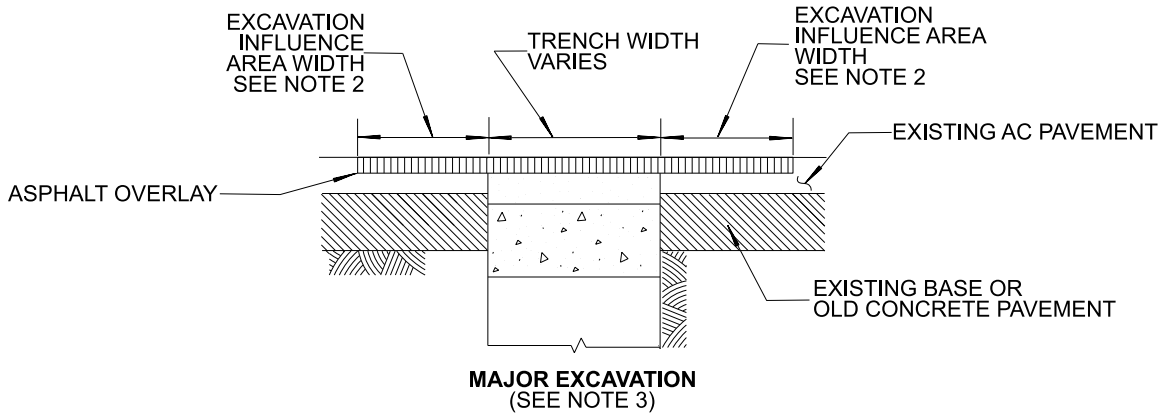
Network Device

Photo 9



If you encounter any bad installations, disconnected/broken/buried endpoints, or inadvertently damage any AMI devices or cables, notify the Resident Engineer immediately. The Resident Engineer will then immediately contact Elvira Santiesteban, Compliance & Metering Manager 619-380-3804 and Kevin Wilson, Senior Water Utility Supervisor 619-857-8257.

APPENDIX L
STANDARD DRAWINGS



NOTES:

1. EXCAVATION INFLUENCE AREA MEANS THE AREA THAT IS IMPACTED BY THE EXCAVATION AS DETERMINED BY THE ENGINEER AND EXTENDS AROUND THE PERIMETER OF THE EXCAVATION AS SET FORTH IN THE TABLE 62-12A IN SECTION 62.1209 OF SAN DIEGO MUNICIPAL CODE.
2. THE EXCAVATION INFLUENCE AREA EXTENDS AROUND THE PERIMETER OF THE EXCAVATION AS SHOWN IN TABLE 1.

TABLE 1. EXCAVATION INFLUENCE AREA WIDTH

STREET CLASSIFICATION	WET UTILITIES	DRY UTILITIES
ARTERIAL STREETS	62 INCHES	51 INCHES
MAJOR STREETS	71 INCHES	55 INCHES
COLLECTOR STREETS	82 INCHES	43 INCHES
RESIDENTIAL STREETS	74 INCHES	46 INCHES

3. MAJOR EXCAVATION MEANS AN EXCAVATION INVOLVING A TRENCH GREATER THAN 6 INCHES IN WIDTH OR GREATER THAN 3 FEET IN DEPTH.
4. MINOR EXCAVATION MEANS AN EXCAVATION INVOLVING A TRENCH 6 INCHES OR LESS IN WIDTH AND 3 FEET OR LESS IN DEPTH.

SHEET 1 OF 2

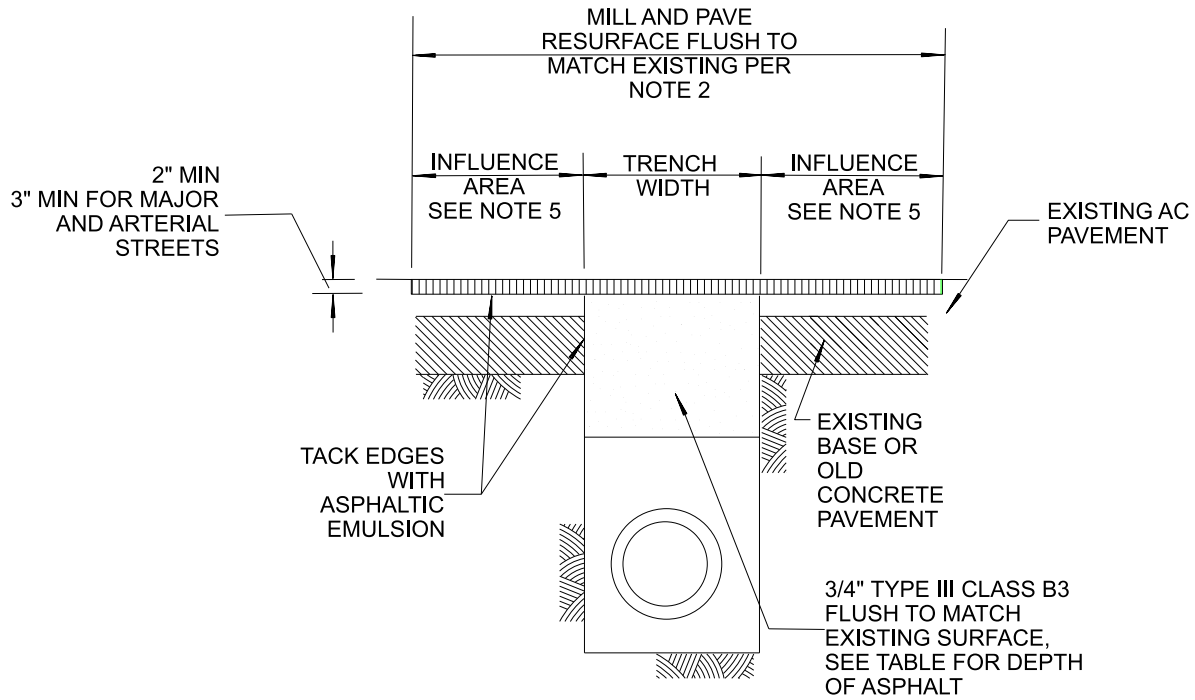
REVISION	BY	APPROVED	DATE	CITY OF SAN DIEGO – STANDARD DRAWING	RECOMMENDED BY THE CITY OF SAN DIEGO STANDARDS COMMITTEE
ORIGINAL		R. AMEN	09/23		
				PAVEMENT RESTORATION GENERAL NOTES	DRAFT
					COORDINATOR R.C.E. 81047 DATE
					DRAWING NUMBER SDG-105

NOTES (CONTINUED):

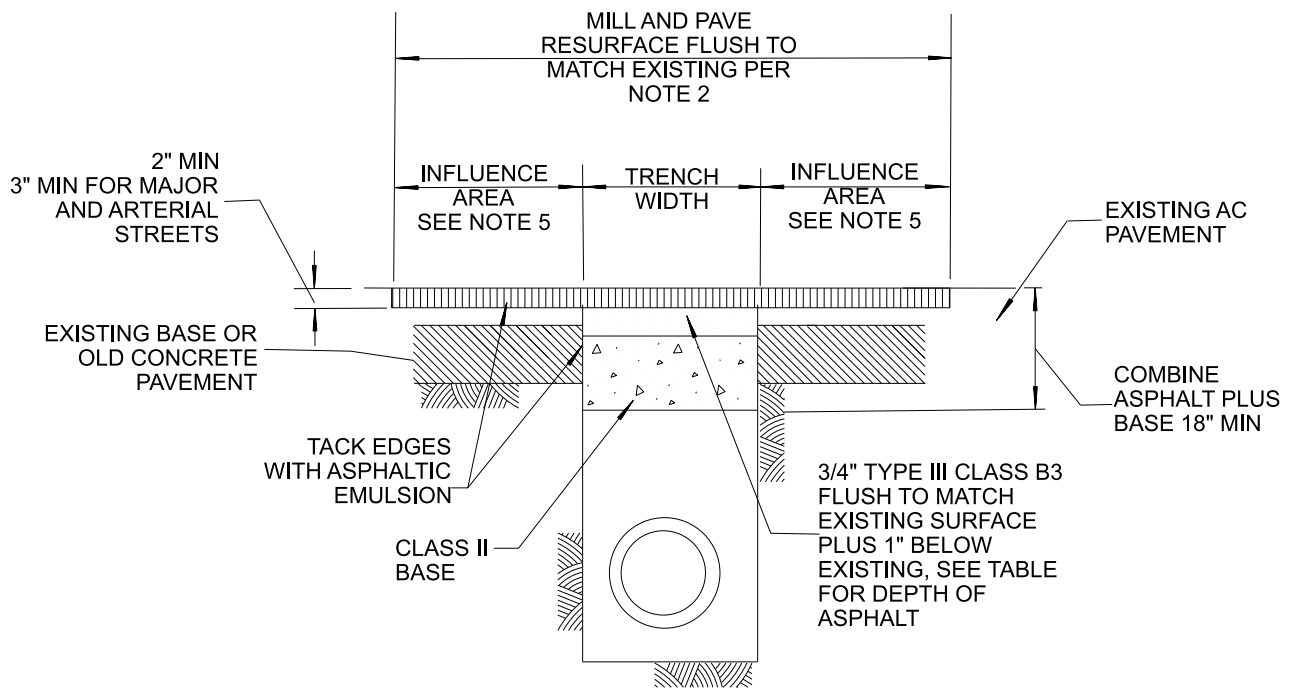
5. ADDITIONAL REPAIRS FOR MAJOR EXCAVATIONS AND MINOR EXCAVATIONS (FOR WET AND DRY UTILITIES): THE PURPOSE OF THE ADDITIONAL PAVEMENT REPAIRS, INCLUDING BUT NOT LIMITED TO BASE AND SUB-BASE REPAIRS, DIG-OUTS, INLAYS, IS TO RESTORE THE SURFACE PAVEMENT TO ITS ORIGINAL CONDITION AND TO ENSURE PUBLIC SAFETY.
6. REPAIRS TO THE EXISTING PAVEMENT WITH OBSERVABLE FAILURES WITHIN THE EXCAVATION INFLUENCE AREA PER TABLE 1 SHALL BE PERFORMED AS DIRECTED BY THE ENGINEER. THE EXCAVATION INFLUENCE AREA IS MEASURED FROM THE OUTER EDGE OF THE TRENCH CUT EXCAVATION AND MUST BE RESURFACED REGARDLESS OF THE EXISTENCE OF OBSERVABLE FAILURE.
7. FOR ALTERNATIVE COMPLIANCE, PAVEMENT RESTORATION (MILL AND PAVE) MAY EXTEND TO THE FULL WIDTH OF OF THE IMPACTED TRAVEL LANE(S) WHERE THE STREET DAMAGE FEE WILL BE WAIVED. FOR UNMARKED TRAVEL LANES, THE CENTERLINE OF THE STREET OR INTERSECTION WILL BE CONSIDERED AS A REFERENCE FOR THE EXTENT OF THE LANE WIDTH TO CURB LINE OR POINT OF CURB RETURN (PCR).

SHEET 2 OF 2

REVISION	BY	APPROVED	DATE	CITY OF SAN DIEGO – STANDARD DRAWING	RECOMMENDED BY THE CITY OF SAN DIEGO STANDARDS COMMITTEE
ORIGINAL		R. AMEN	09/23		DRAFT
				PAVEMENT RESTORATION GENERAL NOTES	COORDINATOR R.C.E. 81047 DATE
					DRAWING NUMBER SDG-105



TYPE 1



TYPE 2

SHEET 1 OF 2

REVISION	BY	APPROVED	DATE
ORIGINAL		J.P. CASEY	12489
UPDATED	KA	J. NAGELVOORT	4/13
UPDATED	BB	J. NAGELVOORT	1/14
UPDATED	LS	J. NAGELVOORT	02/16
UPDATED	JN	J. NAGELVOORT	11/17
REDRAFTED	CD	J. NAGELVOORT	09/18
UPDATED	ED	R. AMEN	09/23

CITY OF SAN DIEGO – STANDARD DRAWING

**PAVEMENT RESTORATION FOR
ASPHALT CONCRETE SURFACED STREETS -
MAJOR EXCAVATION**

RECOMMENDED BY THE CITY
OF SAN DIEGO STANDARDS COMMITTEE

DRAFT

COORDINATOR R.C.E. 81047 DATE

DRAWING NUMBER **SDG-107**

TABLE 1

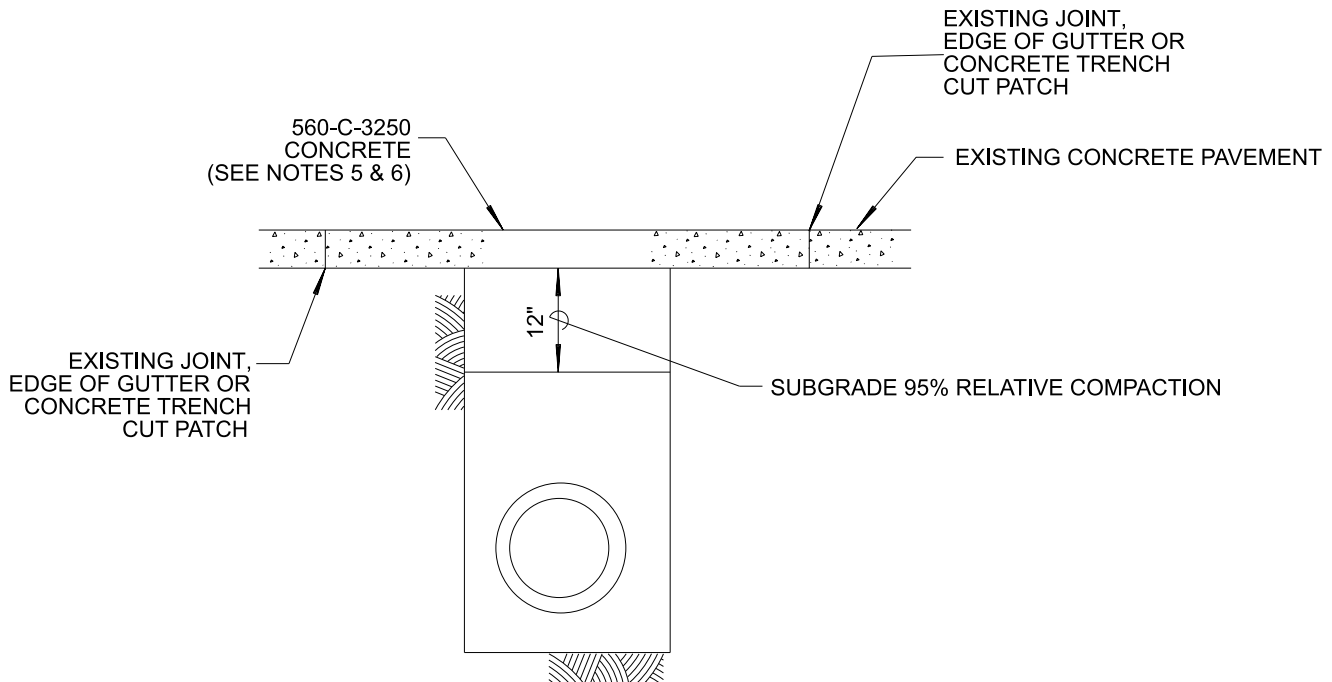
	TYPE 1	TYPE 2
	ASPHALT	ASPHALT PLUS BASE
MIX DESIGN	3/4" TYPE III CLASS B3	3/4" TYPE III CLASS B3 PLUS CLASS II BASE
ALLEYS	8.0"	ASPHALT THICKNESS TO EQUAL
LOCAL THROUGH 4 LANE COLLECTORS	10.0"	EXISTING PLUS 1", MIN 4" TO MAX. 9".
MAJOR	12.0"	COMBINED ASPHALT PLUS BASE 18" MIN.

NOTES:

1. ANY STREET TRENCH 7 FEET IN WIDTH OR GREATER AND LONGER THAN 100 FEET IN OVERALL LENGTH SHALL BE RECONSTRUCTED WITH THE PAVEMENT SECTION FOR THE STREET CLASSIFICATION PER SCHEDULE "J" (SDG-113).
2. IN STREETS NOT RECEIVING A FULL WIDTH OVERLAY PRIOR TO ACCEPTANCE, ASPHALT TRENCH CAPS SHALL BE MILLED AS SHOWN AND RESURFACED WITH 1/2" TYPE III CLASS C2 ASPHALT NO LESS THAN 30 CALENDAR DAYS AFTER INITIAL ASPHALT PLACEMENT.
3. IF THE STREET IS NOT SUBJECT TO CURB TO CURB ASPHALT OVERLAY, IT MUST COMPLETE FINAL STREET RESTORATION WITHIN 180 CALENDAR DAYS OF THE TRENCH CAP.
4. WHEN DIRECTED BY CITY ENGINEER OR SHOWN ON THE PLANS, CONCRETE PER SDG-108 (NOTE #5) MAY BE PLACED; A 1/8" - 1/4" WEARING SURFACING OF TYPE III CLASS F ASPHALT CONCRETE WILL BE REQUIRED.
5. ASPHALT OVERLAY THE ENTIRE LENGTH OF THE TRENCH INCLUDING THE INFLUENCE AREA AROUND THE PERIMETER OF THE EXCAVATION PER TABLE 1 IN SDG-105.
 - A. IF THE TRENCH OR EXCAVATION INFLUENCE AREA ENTERS A BICYCLE LANE, THE ENTIRE WIDTH OF THE BICYCLE SHALL BE ASPHALT OVERLAYED AND RESTRIPEDED FOR THE LENGTH OF THE TRENCH INCLUDING EXCAVATION INFLUENCE AREA. REPLACE IN KIND ANY EXISTING DELINEATORS.
6. EXCAVATOR SHALL ASPHALT OVERLAY IN MORATORIUM STREETS UNDER MORATORIUM DUE TO NEW CONSTRUCTION, RECONSTRUCTION, OR ASPHALT OVERLAY WITHIN 180 WORKING DAYS AFTER THE ENGINEER APPROVES THE TRENCH REPAIR.

SHEET 2 OF 2

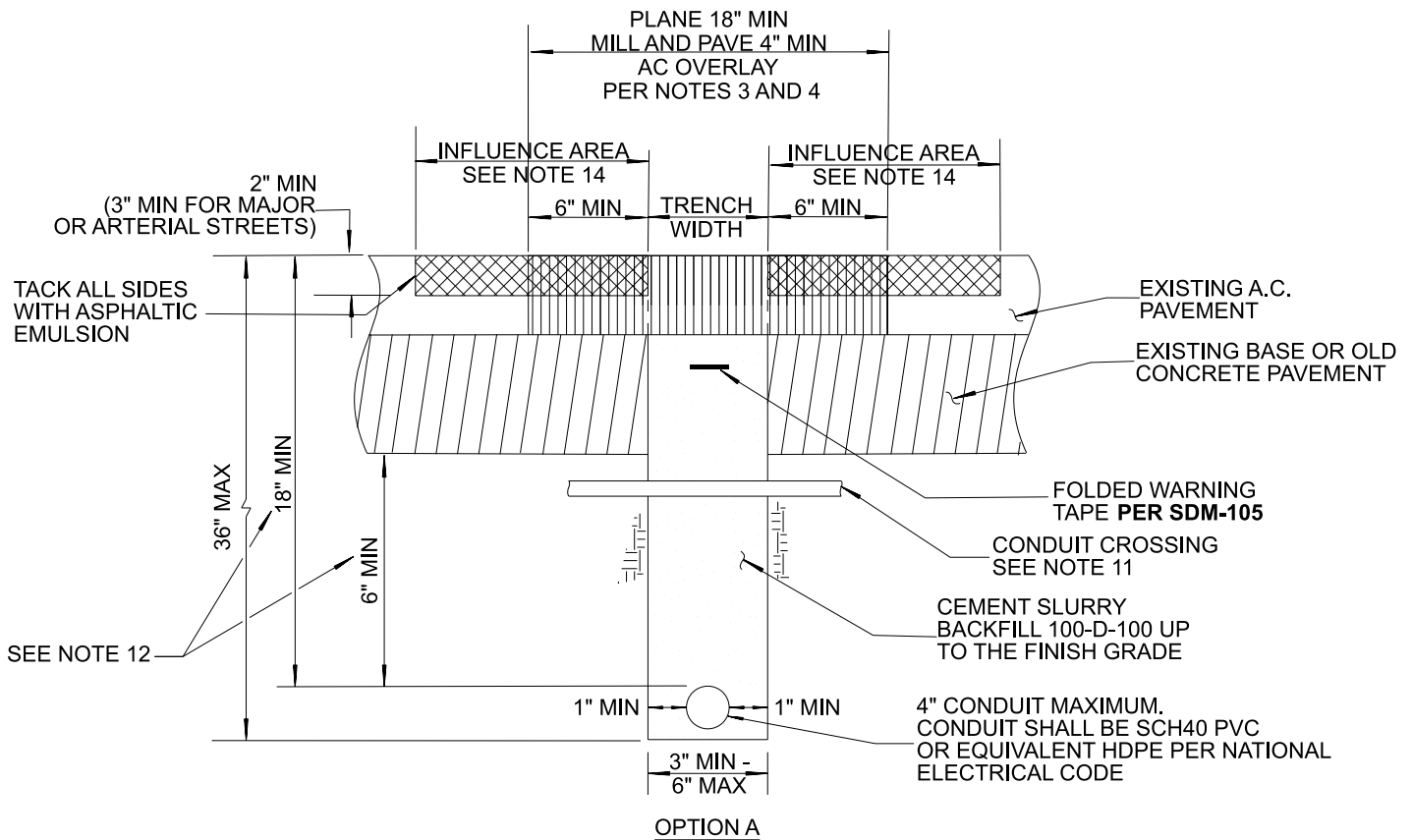
REVISION	BY	APPROVED	DATE	CITY OF SAN DIEGO – STANDARD DRAWING	RECOMMENDED BY THE CITY OF SAN DIEGO STANDARDS COMMITTEE	
ORIGINAL		J.P. CASEY	12489			
UPDATED	KA	J. NAGELVOORT	4/13	PAVEMENT RESTORATION FOR ASPHALT CONCRETE SURFACED STREETS - MAJOR EXCAVATION	DRAFT	
UPDATED	BB	J. NAGELVOORT	1/14			COORDINATOR R.C.E. 81047 DATE
UPDATED	LS	J. NAGELVOORT	02/16		DRAWING	SDG-107
UPDATED	JN	J. NAGELVOORT	11/17		NUMBER	
REDRAFTED	CD	J. NAGELVOORT	09/18			
UPDATED	ED	R. AMEN	10/23			



NOTES:

1. CONCRETE PAVEMENT RESTORATION SHALL EXTEND BEYOND THE EDGE OF THE TRENCH CUT TO THE NEAREST JOINT (FULL WIDTH OF CONCRETE PANEL, JOINT TO JOINT AROUND THE PERIMETER OF THE EXCAVATION) OR TO THE EDGE OF THE GUTTER. IF NO GUTTER IS PRESENT, EXTEND THE RESTORATION TO THE NEAREST CURB.
 - A. FOR CONCRETE PAVEMENT WITH EXISTING TRENCH CUT PATCHES THAT ARE 4'-0" OR LESS FROM THE EDGE OF THE EXCAVATION, CONCRETE PAVEMENT RESTORATION SHALL INCLUDE REMOVING THE EXISTING TRENCH CUT PATCHES AND REPLACING IT WITHIN THE NEW PCC CONSTRUCTION FOR THE NEW PANEL.
 - B. IF TRENCH CUT IS IN ALLEY APRON, CONCRETE RESTORATION SHALL BE TO THE NEAREST JOINT OR REPLACE ENTIRE ALLEY APRON IF NO JOINT. FOR NON-STANDARD ALLEY, INSTALL NEW CONCRETE PAVEMENT AS NEW JOINTS CAN BE INSTALLED TO THE EXTENTS OF THE RIGHT-OF-WAY.
2. PRIOR TO PLACING CONCRETE, PAVEMENT EDGES SHALL BE TRIMMED TO NEAT HORIZONTAL AND VERTICAL LINES.
3. UNLESS OTHERWISE SPECIFIED, CONCRETE TRENCH COVER SHALL BE A MINIMUM OF 5 1/2" FOR ALLEYS, 7" FOR LOCAL THROUGH FOUR LANE COLLECTOR STREETS AND 9" THICK FOR ALL MAJOR OR GREATER STREET CLASSIFICATIONS.
4. ANY STREET TRENCH 7'-0" IN WIDTH OR GREATER AND LONGER THAN 100'-0" IN LENGTH SHALL BE RECONSTRUCTED WITH THE PAVEMENT SECTION FOR THE STREET CLASSIFICATION **PER SCHEDULE "J" (SDG-113)**. STREET TRENCH SECTIONS 7'-0" IN WIDTH OR GREATER BUT LESS THAN 100'-0" IN OVERALL LENGTH SHALL BE RESURFACED TO A THICKNESS OF 1" GREATER THAN REQUIRED BY NOTE 3 ABOVE.
5. 560-C-3250 CONCRETE TREATED WITH A MINIMUM 2% CALCIUM CHLORIDE SOLUTION IN ACCORDANCE WITH 201-1 OR 650-CW-4000 (W/O CC) CONCRETE MAY BE OPENED TO TRAFFIC 3 DAYS AFTER IT IS PLACED. 650-CW-4000 CONCRETE TREATED IN SAME MANNER (W/CC) MAY BE OPENED TO TRAFFIC 24 HOURS AFTER IT IS PLACED. CONCRETE SPECIFIED BY ALTERNATE CLASS OR OTHERWISE CONTAINING FLY ASH IS NOT ALLOWED.
6. IN FOUR-LANE MAJOR OR GREATER STREETS, AN APPROVED SET ACCELERATING ADMIXTURE SUCH AS CALCIUM CHLORIDE, SHALL BE USED IN THE CONCRETE.
7. FINAL STREET RESTORATION SHALL BE COMPLETED WITHIN 180 CALENDAR DAYS AFTER COMPLETION OF THE TRENCH WORK WITHIN A STREET SEGMENT.

REVISION	BY	APPROVED	DATE	CITY OF SAN DIEGO – STANDARD DRAWING	RECOMMENDED BY THE CITY OF SAN DIEGO STANDARDS COMMITTEE	
ORIGINAL		J.CASEY	01/89		PAVEMENT RESTORATION FOR CONCRETE SURFACED STREETS AND ALLEYS - MAJOR EXCAVATION	DRAFT
UPDATED	KA	J. NAGELVOORT	01/12	COORDINATOR		R.C.E. 81047
UPDATED	BB	J. NAGELVOORT	01/14	DATE		
UPDATED	BB	J. NAGELVOORT	03/15	DRAWING		
REDRAFTED	CD	J. NAGELVOORT	09/18	NUMBER		SDG-108
UPDATED	FM	R. AMEN	09/23			



NOTES (OPTION A):

1. NEW TRENCH LOCATION SHALL BE 36 INCHES MINIMUM AND 72 INCHES MAXIMUM FROM LIP OF GUTTER, AND AT LEAST 36 INCHES CLEAR FROM ANY CITY UNDERGROUND FACILITIES.
 - A. THE CONTRACTOR SHALL CONTACT THE ENGINEER TO INSPECT AND APPROVE THE TRAFFIC CONTROL PLAN PRIOR TO START OF EXCAVATION IN A BICYCLE LANE. ENSURE ADEQUATE PROVISIONS HAVE BEEN INCLUDED FOR BICYCLE TRAFFIC INCLUDING BICYCLE DETOURS, IF APPLICABLE.
 - B. WHEN THE TRENCH AND/OR INFLUENCE AREA IS LOCATED WITHIN THE BICYCLE LANE, THE CONTRACTOR MUST PAVE THE FULL WIDTH OF THE BICYCLE LANE TO THE FACE OF CURB (I.E. GRIND AND OVERLAY) WITHIN SEVEN (7) CALENDAR DAYS OF AFTER THE INITIAL EXCAVATION. AT NO TIME SHALL A PARALLEL CUT OR SEAM EXIST IN THE BICYCLE LANE AS A FINAL RESTORATION.
 - C. THE CONTRACTOR SHALL PERFORM TRENCHING IN THE BICYCLE LANE IN ROAD SEGMENTS NOT TO EXCEED 500 LINEAR FEET PER SEGMENT. THE CONTRACTOR SHALL FULLY COMPLETE THE WORK ON EACH SEGMENT PRIOR TO STARTING THE NEXT SEGMENT.
2. CEMENT SLURRY BACKFILL SHALL BE THOROUGHLY CONSOLIDATED, HAVE A MAXIMUM SLUMP OF 4 INCHES. FLY ASH MEETING THE REQUIREMENTS OF 201-1.2.5.3 MAY BE ADDED (NOT AS A SUBSTITUTE) TO THE MINIMUM CEMENT REQUIREMENTS. SLURRY COMBINED GRADING SHALL MEET REQUIREMENTS OF 201-1.3.2 (A) GRADING D.
3. BALL DROP TEST PER ASTM D6024 SHALL BE PERFORMED ON SLURRY AND ACHIEVE A MAXIMUM INDENTATION DIAMETER OF 3 INCHES PRIOR TO PLACEMENT OF ASPHALT CONCRETE. SLURRY PLACED IN NARROW TRENCHES WHERE BALL DROP TEST CANNOT BE PERFORMED SHALL BE CURED A MINIMUM OF 48 HOURS PRIOR TO PLACEMENT OF ASPHALT CONCRETE. PERMANENT RESURFACING SHALL BE COMPLETED IN NO MORE THAN 7 DAYS AFTER PLACEMENT OF CEMENT SLURRY.

SEE ADDITIONAL NOTES ON SHEET 2

SHEET 1 OF 6

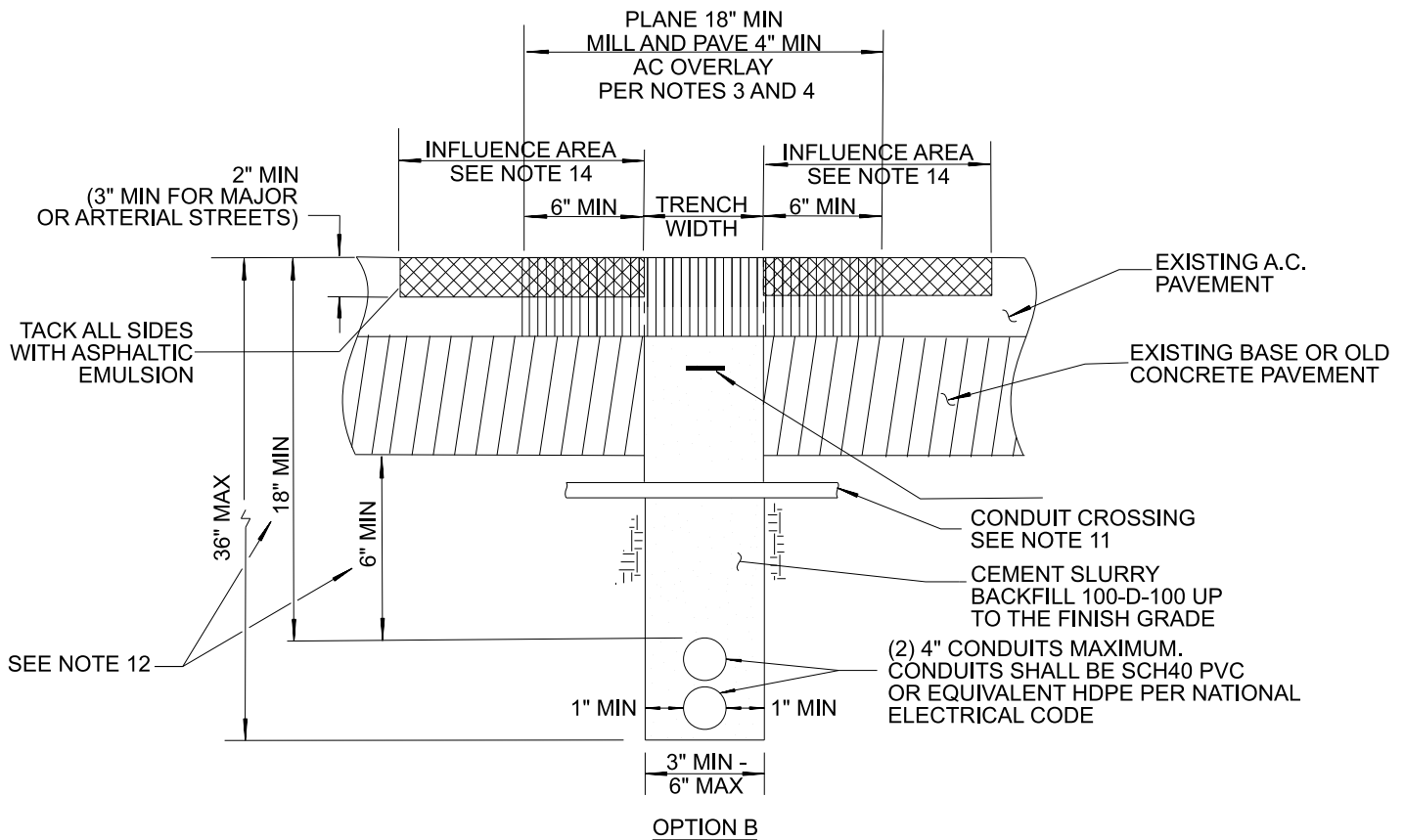
REVISION	BY	APPROVED	DATE	CITY OF SAN DIEGO - STANDARD DRAWING		RECOMMENDED BY THE CITY OF SAN DIEGO STANDARDS COMMITTEE		
ORIGINAL		BAHMANIAN	04/86	PAVEMENT RESTORATION FOR ASPHALT CONCRETE SURFACED STREETS - MINOR EXCAVATION OPTION A - ONE CONDUIT		DRAFT		
UPDATED	AA	J. NAGELVOORT	02/16			COORDINATOR	R.C.E. 81047	DATE
UPDATED	LS	M. GIBSON	05/17			SDG-117A		
REDRAFTED	CD	J. NAGELVOORT	09/18					
UPDATED	LS	J. NAGELVOORT	04/21					
UPDATED	RC	R. AMEN	10/23					

NOTES (CONTINUED FOR OPTION A):

4. DURING PLACEMENT, CONCAVE SLURRY SURFACE WITH A SHOVEL TO 1/2 INCH - 1 INCH DEPTH.
5. MINIMUM SPECIFIED SEPARATIONS MUST BE MAINTAINED UNTIL SLURRY HAS FULLY CURED. IT IS THE RESPONSIBILITY OF THE CONTRACTOR TO ENSURE THE CONDUIT DOES NOT SHIFT HORIZONTALLY OR FLOAT VERTICALLY IN THE TRENCH DURING THE APPLICATION OF THE SLURRY. SPOT POUR ONE SACK SLURRY OVER CONDUIT AT 25 FOOT INTERVALS TO PREVENT CONDUIT FROM FLOATING.
6. CUTS SHALL BE STRAIGHT. EXISTING A.C. PAVEMENT WILL NOT REQUIRE SAW CUTTING WHEN USING ROCKWHEEL FOR EXCAVATION PROVIDED THAT A SMOOTH SURFACE IS PRODUCED.
7. TRENCH SHALL BE MILLED TO A DEPTH OF 4 INCHES A MINIMUM OF 18 INCHES WIDE OR 12 INCHES WIDER THAN TRENCH WIDTH, WHICHEVER IS GREATER, AND RESURFACED WITH 1/2 INCH TYPE III CLASS C2 ASPHALT.
8. WHEN PCC TRENCH RESURFACING IS DIRECTED BY CITY ENGINEER, SHOWN ON THE PLANS, OR REQUIRED FOR A PCC SURFACED STREET, FOR ASPHALT STREETS SEE SDG-107 (NOTE #3) AND FOR CONCRETE SURFACED STREETS SEE SDG-108.
9. SDG-117A SHALL BE USED FOR THE PLACEMENT OF ONE CONDUIT. FOR THE PLACEMENT OF TWO CONDUITS USE SDG-117B AND FOR PLACEMENT OF THREE OR MORE CONDUITS USE SDG-117C OR SDG-119.
10. ALLOW THREE HOURS MINIMUM FOR ONE SACK SLURRY TRENCH BACKFILL CURE TIME FOR TRENCHES PARALLEL TO THE STREET BEFORE OPENING TO TRAFFIC.
11. SLEEVE EXISTING CONDUITS AT CROSSING.
12. TOP OF CONDUIT SHALL BE 18 INCHES MINIMUM FROM TOP OF PAVEMENT OR 6 INCHES MINIMUM FROM BOTTOM OF PAVEMENT SECTION, WHICHEVER IS GREATER.
13. CLEARANCE SEPARATIONS BETWEEN DRY AND WET UTILITIES PER CALIFORNIA PUBLIC UTILITY CODE GENERAL ORDER 128 SHALL BE MAINTAINED.
14. ASPHALT OVERLAY THE ENTIRE LENGTH OF THE TRENCH INCLUDING THE INFLUENCE AREA AROUND THE PERIMETER OF THE EXCAVATION PER TABLE 1 IN SDG-105.
 - A. IF THE TRENCH OR EXCAVATION INFLUENCE AREA ENTERS A BICYCLE LANE, THE ENTIRE WIDTH OF THE BICYCLE SHALL BE ASPHALT OVERLAYED AND RESTRIPEDED FOR THE LENGTH OF THE TRENCH INCLUDING EXCAVATION INFLUENCE AREA. REPLACE IN KIND ANY EXISTING DELINEATORS.

SHEET 2 OF 6

REVISION	BY	APPROVED	DATE	CITY OF SAN DIEGO – STANDARD DRAWING PAVEMENT RESTORATION FOR ASPHALT CONCRETE SURFACED STREETS - MINOR EXCAVATION OPTION A - ONE CONDUIT	RECOMMENDED BY THE CITY OF SAN DIEGO STANDARDS COMMITTEE DRAFT
ORIGINAL		BAHMANIAN	04/86		
UPDATED	AA	J. NAGELVOORT	02/16		DRAWING NUMBER SDG-117A
UPDATED	LS	M. GIBSON	05/17		
REDRAFTED	CD	J. NAGELVOORT	09/18		
UPDATED	LS	J. NAGELVOORT	04/21		
UPDATED	RC	R. AMEN	10/23		



NOTES (OPTION B):

1. NEW TRENCH LOCATION SHALL BE 36 INCHES MINIMUM AND 72 INCHES MAXIMUM FROM LIP OF GUTTER, AND AT LEAST 36 INCHES CLEAR FROM ANY CITY UNDERGROUND FACILITIES.
 - A. THE CONTRACTOR SHALL CONTACT THE ENGINEER TO INSPECT AND APPROVE THE TRAFFIC CONTROL PLAN PRIOR TO START OF EXCAVATION IN A BICYCLE LANE. ENSURE ADEQUATE PROVISIONS HAVE BEEN INCLUDED FOR BICYCLE TRAFFIC INCLUDING BICYCLE DETOURS, IF APPLICABLE.
 - B. WHEN THE TRENCH AND/OR INFLUENCE AREA IS LOCATED WITHIN THE BICYCLE LANE, THE CONTRACTOR MUST PAVE THE FULL WIDTH OF THE BICYCLE LANE TO THE FACE OF CURB (I.E. GRIND AND OVERLAY) WITHIN SEVEN (7) CALENDAR DAYS OF AFTER THE INITIAL EXCAVATION. AT NO TIME SHALL A PARALLEL CUT OR SEAM EXIST IN THE BICYCLE LANE AS A FINAL RESTORATION.
 - C. THE CONTRACTOR SHALL PERFORM TRENCHING IN THE BICYCLE LANE IN ROAD SEGMENTS NOT TO EXCEED 500 LINEAR FEET PER SEGMENT. THE CONTRACTOR SHALL FULLY COMPLETE THE WORK ON EACH SEGMENT PRIOR TO STARTING THE NEXT SEGMENT.
2. CEMENT SLURRY BACKFILL SHALL BE THOROUGHLY CONSOLIDATED, HAVE A MAXIMUM SLUMP OF 4 INCHES. FLY ASH MEETING THE REQUIREMENTS OF 201-1.2.5.3 MAY BE ADDED (NOT AS A SUBSTITUTE) TO THE MINIMUM CEMENT REQUIREMENTS. SLURRY COMBINED GRADING SHALL MEET REQUIREMENTS OF 201-1.3.2 (A) GRADING D.
3. BALL DROP TEST PER ASTM D6024 SHALL BE PERFORMED ON SLURRY AND ACHIEVE A MAXIMUM INDENTATION DIAMETER OF 3 INCHES PRIOR TO PLACEMENT OF ASPHALT CONCRETE. SLURRY PLACED IN NARROW TRENCHES WHERE BALL DROP TEST CANNOT BE PERFORMED SHALL BE CURED A MINIMUM OF 48 HOURS PRIOR TO PLACEMENT OF ASPHALT CONCRETE. PERMANENT RESURFACING SHALL BE COMPLETED IN NO MORE THAN 7 DAYS AFTER PLACEMENT OF CEMENT SLURRY.

SEE ADDITIONAL NOTES ON SHEET 4

SHEET 3 OF 6

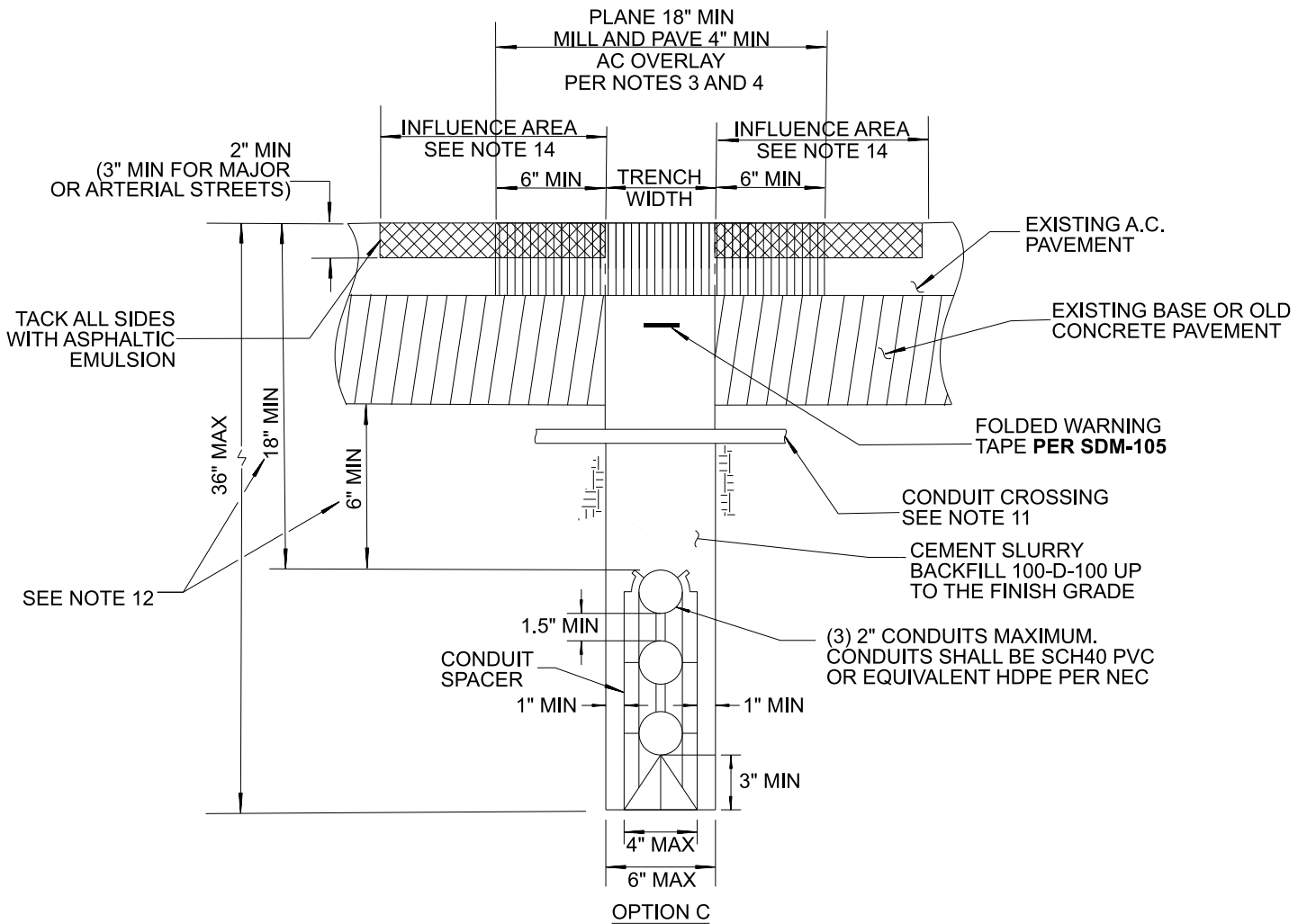
REVISION	BY	APPROVED	DATE	CITY OF SAN DIEGO - STANDARD DRAWING		RECOMMENDED BY THE CITY OF SAN DIEGO STANDARDS COMMITTEE		
ORIGINAL		BAHMANIAN	04/86	PAVEMENT RESTORATION FOR ASPHALT CONCRETE SURFACED STREETS - MINOR EXCAVATION OPTION B - TWO CONDUITS		DRAFT		
UPDATED	AA	J. NAGELVOORT	02/16			COORDINATOR	R.C.E. 81047	DATE
UPDATED	LS	M. GIBSON	05/17			SDG-117B		
REDRAFTED	CD	J. NAGELVOORT	09/18					
UPDATED	LS	J. NAGELVOORT	04/21					
UPDATED	RC	R. AMEN	10/23					

NOTES (CONTINUED FOR OPTION B):

4. DURING PLACEMENT, CONCAVE SLURRY SURFACE WITH A SHOVEL TO 1/2 INCH - 1 INCH DEPTH.
5. MINIMUM SPECIFIED SEPARATIONS MUST BE MAINTAINED UNTIL SLURRY HAS FULLY CURED. IT IS THE RESPONSIBILITY OF THE CONTRACTOR TO ENSURE THE CONDUIT DOES NOT SHIFT HORIZONTALLY OR FLOAT VERTICALLY IN THE TRENCH DURING THE APPLICATION OF THE SLURRY. SPOT POUR ONE SACK SLURRY OVER CONDUIT AT 25 FOOT INTERVALS TO PREVENT CONDUIT FROM FLOATING.
6. CUTS SHALL BE STRAIGHT. EXISTING A.C. PAVEMENT WILL NOT REQUIRE SAW CUTTING WHEN USING ROCKWHEEL FOR EXCAVATION PROVIDED THAT A SMOOTH SURFACE IS PRODUCED.
7. TRENCH SHALL BE MILLED TO A DEPTH OF 4 INCHES AND A MINIMUM OF 18 INCHES WIDE OR 12 INCHES WIDER THAN TRENCH WIDTH, WHICHEVER IS GREATER, AND RESURFACED WITH 1/2 INCH TYPE III CLASS C2 ASPHALT.
8. WHEN PCC PAVEMENT RESTORATION IS DIRECTED BY CITY ENGINEER, SHOWN ON THE PLANS, OR REQUIRED FOR A PCC SURFACED STREET, FOR ASPHALT STREETS SEE SDG-107 (NOTE #3) AND FOR CONCRETE SURFACED STREETS SEE SDG-108.
9. SDG-117A SHALL BE USED FOR THE PLACEMENT OF ONE CONDUIT. FOR THE PLACEMENT OF TWO CONDUITS USE SDG-117B AND FOR PLACEMENT OF THREE OR MORE CONDUITS USE SDG-117C OR SDG-119.
10. ALLOW THREE HOURS MINIMUM FOR ONE SACK SLURRY TRENCH BACKFILL CURE TIME FOR TRENCHES PARALLEL TO THE STREET BEFORE OPENING TO TRAFFIC.
11. SLEEVE EXISTING CONDUITS AT CROSSING.
12. TOP OF CONDUIT SHALL BE 18 INCHES MINIMUM FROM TOP OF PAVEMENT OR 6 INCHES MINIMUM FROM BOTTOM OF PAVEMENT SECTION, WHICHEVER IS GREATER.
13. CLEARANCE SEPARATIONS BETWEEN DRY AND WET UTILITIES PER CALIFORNIA PUBLIC UTILITY CODE GENERAL ORDER 128 SHALL BE MAINTAINED.
14. ASPHALT OVERLAY THE ENTIRE LENGTH OF THE TRENCH INCLUDING THE INFLUENCE AREA AROUND THE PERIMETER OF THE EXCAVATION PER TABLE 1 IN SDG-105.
 - A. IF THE TRENCH OR EXCAVATION INFLUENCE AREA ENTERS A BICYCLE LANE, THE ENTIRE WIDTH OF THE BICYCLE SHALL BE ASPHALT OVERLAYED AND RESTRIPEDED FOR THE LENGTH OF THE TRENCH INCLUDING EXCAVATION INFLUENCE AREA. REPLACE IN KIND ANY EXISTING DELINEATORS.

SHEET 4 OF 6

REVISION	BY	APPROVED	DATE	CITY OF SAN DIEGO – STANDARD DRAWING	RECOMMENDED BY THE CITY OF SAN DIEGO STANDARDS COMMITTEE	
ORIGINAL		BAHMANIAN	0486			
UPDATED	AA	J. NAGELVOORT	02/16	PAVEMENT RESTORATION FOR ASPHALT CONCRETE SURFACE STREETS - MINOR EXCAVATION OPTION B - TWO CONDUITS	DRAFT	
UPDATED	LS	M. GIBSON	05/17			COORDINATOR R.C.E. 81047 DATE
REDRAFTED	CD	J. NAGELVOORT	0918		DRAWING	SDG-117B
UPDATED	LS	J. NAGELVOORT	0421		NUMBER	
UPDATED	RC	R. AMEN	1023			



NOTES (OPTION C):

1. NEW TRENCH LOCATION SHALL BE 36 INCHES MINIMUM AND 72 INCHES MAXIMUM FROM LIP OF GUTTER, AND AT LEAST 36 INCHES CLEAR FROM ANY CITY UNDERGROUND FACILITIES.
 - A. THE CONTRACTOR SHALL CONTACT THE ENGINEER TO INSPECT AND APPROVE THE TRAFFIC CONTROL PLAN PRIOR TO START OF EXCAVATION IN A BICYCLE LANE. ENSURE ADEQUATE PROVISIONS HAVE BEEN INCLUDED FOR BICYCLE TRAFFIC INCLUDING BICYCLE DETOURS, IF APPLICABLE.
 - B. WHEN THE TRENCH AND/OR INFLUENCE AREA IS LOCATED WITHIN THE BICYCLE LANE, THE CONTRACTOR MUST PAVE THE FULL WIDTH OF THE BICYCLE LANE TO THE FACE OF CURB (I.E. GRIND AND OVERLAY) WITHIN SEVEN (7) CALENDAR DAYS OF AFTER THE INITIAL EXCAVATION. AT NO TIME SHALL A PARALLEL CUT OR SEAM EXIST IN THE BICYCLE LANE AS A FINAL RESTORATION.
 - D. THE CONTRACTOR SHALL PERFORM TRENCHING IN THE BICYCLE LANE IN ROAD SEGMENTS NOT TO EXCEED 500 LINEAR FEET PER SEGMENT. THE CONTRACTOR SHALL FULLY COMPLETE THE WORK ON EACH SEGMENT PRIOR TO STARTING THE NEXT SEGMENT.
2. CEMENT SLURRY BACKFILL SHALL BE THOROUGHLY CONSOLIDATED, HAVE A MAXIMUM SLUMP OF 4 INCHES. FLY ASH MEETING THE REQUIREMENTS OF 201-1.2.5.3 MAY BE ADDED (NOT AS A SUBSTITUTE) TO THE MINIMUM CEMENT REQUIREMENTS. SLURRY COMBINED GRADING SHALL MEET REQUIREMENTS OF 201-1.3.2 (A) GRADING D.

SEE ADDITIONAL NOTES ON SHEET 6

SHEET 5 OF 6

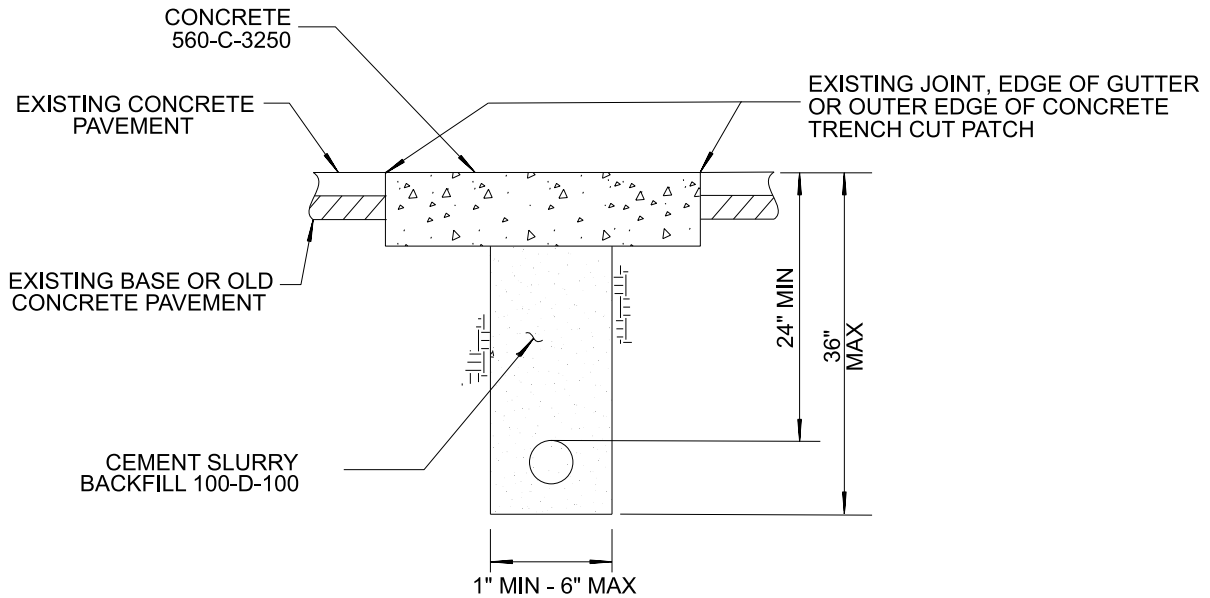
REVISION	BY	APPROVED	DATE	CITY OF SAN DIEGO - STANDARD DRAWING	RECOMMENDED BY THE CITY OF SAN DIEGO STANDARDS COMMITTEE
ORIGINAL		BAHMANIAN	04/86		
UPDATED	AA	J. NAGELVOORT	02/16		
UPDATED	LS	M. GIBSON	05/17		
REDRAFTED	CD	J. NAGELVOORT	09/18		
UPDATED	LS	J. NAGELVOORT	04/21		
UPDATED	RC	R. AMEN	10/23		
				DRAWING NUMBER	SDG-117C

NOTES (CONTINUED FOR OPTION C):

3. BALL DROP TEST PER ASTM D6024 SHALL BE PERFORMED ON SLURRY AND ACHIEVE A MAXIMUM INDENTATION DIAMETER OF 3 INCHES PRIOR TO PLACEMENT OF ASPHALT CONCRETE. SLURRY PLACED IN NARROW TRENCHES WHERE BALL DROP TEST CANNOT BE PERFORMED SHALL BE CURED A MINIMUM OF 48 HOURS PRIOR TO PLACEMENT OF ASPHALT CONCRETE. PERMANENT RESURFACING SHALL BE COMPLETED IN NO MORE THAN 7 DAYS AFTER PLACEMENT OF CEMENT SLURRY.
4. DURING PLACEMENT, CONCAVE SLURRY SURFACE WITH A SHOVEL TO 1/2 INCH - 1 INCH DEPTH.
5. MINIMUM SPECIFIED SEPARATIONS MUST BE MAINTAINED UNTIL SLURRY HAS FULLY CURED. IT IS THE RESPONSIBILITY OF THE CONTRACTOR TO ENSURE THE CONDUIT DOES NOT SHIFT HORIZONTALLY OR FLOAT VERTICALLY IN THE TRENCH DURING THE APPLICATION OF THE SLURRY. SPOT POUR ONE SACK SLURRY OVER CONDUIT AT 25 FOOT INTERVALS TO PREVENT CONDUIT FROM FLOATING.
6. CUTS SHALL BE STRAIGHT. EXISTING A.C. PAVEMENT WILL NOT REQUIRE SAW CUTTING WHEN USING ROCKWHEEL FOR EXCAVATION PROVIDED THAT A SMOOTH SURFACE IS PRODUCED.
7. TRENCH SHALL BE MILLED TO A DEPTH OF 4 INCHES AND A MINIMUM OF 18 INCHES WIDE OR 12 INCHES WIDER THAN TRENCH WIDTH, WHICHEVER IS GREATER, AND RESURFACED WITH 1/2 INCH TYPE III CLASS C2 ASPHALT.
8. WHEN PCC TRENCH RESURFACING IS DIRECTED BY CITY ENGINEER, SHOWN ON THE PLANS, OR REQUIRED FOR A PCC SURFACED STREET, FOR ASPHALT STREETS **SEE SDG-107** (NOTE #3) AND FOR CONCRETE SURFACED STREETS **SEE SDG-108**.
9. FOR PLACEMENT OF ADDITIONAL CONDUITS THAT EXCEED THE MAXIMUM ALLOWABLE TRENCH DIMENSIONS IN **SDG-117C** USE **SDG-119**.
10. ALLOW THREE HOURS MINIMUM FOR ONE SACK SLURRY TRENCH BACKFILL CURE TIME FOR TRENCHES PARALLEL TO THE STREET BEFORE OPENING TO TRAFFIC.
11. SLEEVE EXISTING CONDUITS AT CROSSING.
12. TOP OF CONDUIT SHALL BE 18" MINIMUM FROM TOP OF PAVEMENT OR 6" MINIMUM FROM BOTTOM OF PAVEMENT SECTION, WHICHEVER IS GREATER.
13. CONDUIT DUCT SPACERS SHALL BE USED TO MAINTAIN A 3 INCH MINIMUM SEPARATION FROM THE BOTTOM OF THE TRENCH AND 1 INCH SEPARATIONS FROM THE SIDES OF THE TRENCH TO INSURE SLURRY ENCAPSULATION OF THE CONDUIT PACKAGE.
14. SPACERS SHALL BE PLACED EVERY 6 FEET ON CENTER ALONG THE ALIGNMENT OF THE CONDUIT.
15. CLEARANCE SEPARATIONS BETWEEN DRY AND WET UTILITIES PER CALIFORNIA PUBLIC UTILITY CODE GENERAL ORDER 128 SHALL BE MAINTAINED.
16. ASPHALT OVERLAY THE ENTIRE LENGTH OF THE TRENCH INCLUDING THE INFLUENCE AREA AROUND THE PERIMETER OF THE EXCAVATION PER TABLE 1 IN SDG-105.
 - A. IF THE TRENCH OR EXCAVATION INFLUENCE AREA ENTERS A BICYCLE LANE, THE ENTIRE WIDTH OF THE BICYCLE SHALL BE ASPHALT OVERLAYED AND RESTRIPEDED FOR THE LENGTH OF THE TRENCH INCLUDING EXCAVATION INFLUENCE AREA. REPLACE IN KIND ANY EXISTING DELINEATORS.

SHEET 6 OF 6

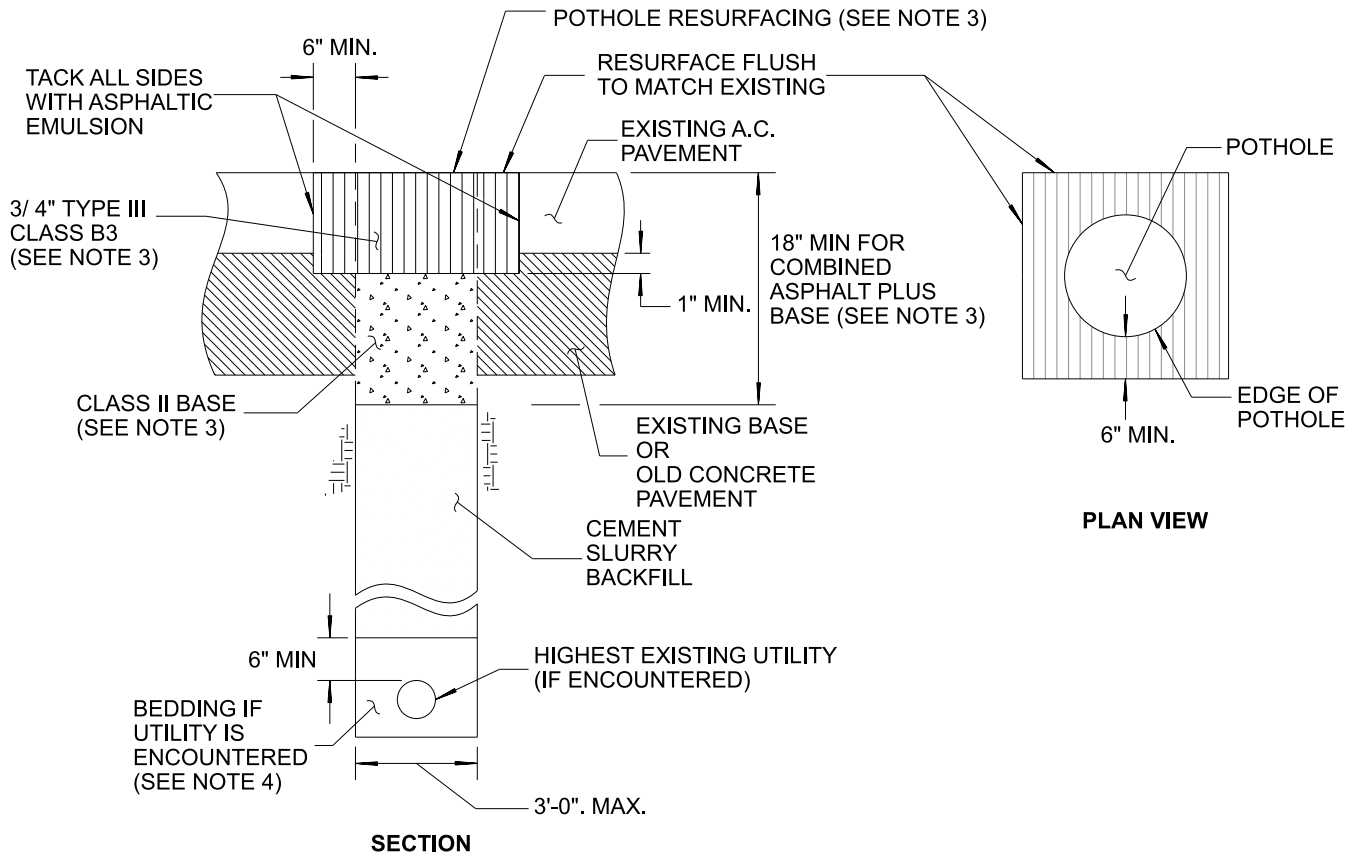
REVISION	BY	APPROVED	DATE	CITY OF SAN DIEGO – STANDARD DRAWING PAVEMENT RESTORATION FOR ASPHALT CONCRETE SURFACED STREETS - MINOR EXCAVATION OPTION C - THREE CONDUITS	RECOMMENDED BY THE CITY OF SAN DIEGO STANDARDS COMMITTEE
ORIGINAL		BAHMANIAN	04/86		DRAFT
UPDATED	AA	J. NAGELVOORT	02/16		COORDINATOR R.C.E. 81047 DATE
UPDATED	LS	M. GIBSON	05/17		SDG-117C
REDRAFTED	CD	J. NAGELVOORT	09/18		
UPDATED	LS	J. NAGELVOORT	04/21		
UPDATED	RC	R. AMEN	10/23		



NOTES:

1. CEMENT SLURRY BACKFILL SHALL BE THOROUGHLY CONSOLIDATED, HAVE A MAXIMUM SLUMP OF 4 INCHES, AND MAY CONTAIN 30% MAXIMUM 3/8" ROCK.
2. CONCRETE SHALL BE PLACED AND FINISHED IN ACCORDANCE WITH 306-6. CONCRETE MAY BE PLACED IMMEDIATELY FOLLOWING SLURRY BACKFILL
3. CONCRETE TRENCH COVER SHALL BE A MINIMUM OF 5 1/2" THICK IN ALLEY OR LOCAL RESIDENTIAL STREETS AND 7" THICK IN ALL OTHER STREETS. **SEE NOTE #5 IN SDG-108** FOR CONCRETE CLASS OPTIONS AND CURING REQUIREMENTS.
4. EXISTING CONCRETE PAVEMENT WILL REQUIRE SAW CUTTING.
5. FOR ELECTRICAL SUPPLY CABLES, SEE CALIFORNIA PUBLIC UTILITY COMMISSION GENERAL ORDER NO. 128, RULE 33.4 CLEARANCES AND DEPTHS.
6. FOR DRY UTILITIES (ELECTRICAL, COMMUNICATION, GAS, ETC.) **SEE SDG-119**.
7. CONCRETE PAVEMENT RESTORATION SHALL EXTEND BEYOND THE EDGE OF THE TRENCH CUT TO THE NEAREST JOINT (FULL WIDTH OF CONCRETE PANEL, JOINT TO JOINT AROUND THE PERIMETER OF THE EXCAVATION).
 - A. FOR CONCRETE PAVEMENT WITH EXISTING TRENCH CUT PATCHES, CONCRETE PAVEMENT RESTORATION SHALL INCLUDE THE EXISTING TRENCH CUT PATCHES, IF THOSE PATCHES ARE WITHIN 4'-0" OF THE PROPOSED CONCRETE PANEL.
 - B. IF THE TRENCH CUT IS IN ALLEY APRON, CONCRETE RESTORATION SHALL BE TO THE NEAREST JOINT OR REPLACE ENTIRE ALLEY APRON IF NO JOINT. FOR NON-STANDARD ALLEY, INSTALL NEW CONCRETE PAVEMENT AS NEW JOINT CAN BE INSTALLED TO THE EXTEND OF THE RIGHT-OF-WAY.
8. FINAL STREET RESTORATION SHALL BE COMPLETED WITHIN 180 CALENDAR DAYS AFTER COMPLETION OF TRENCH WORK WITHIN A STREET SEGMENT.

REVISION	BY	APPROVED	DATE	CITY OF SAN DIEGO - STANDARD DRAWING	RECOMMENDED BY THE CITY OF SAN DIEGO STANDARDS COMMITTEE	
ORIGINAL		BAHMANIAN	04/86		PAVEMENT RESTORATION FOR CONCRETE SURFACED STREETS AND ALLEYS - MINOR EXCAVATION	DRAFT
UPDATED	KA	J. NAGELVOORT	08/13	COORDINATOR		R.C.E. 81047
UPDATED	AB	J. NAGELVOORT	02/16	DATE		
REDRAFTED	CD	J. NAGELVOORT	09/18	DRAWING		SDG-118
UPDATED	HE	R. AMEN	10/23	NUMBER		



NOTES:

1. CEMENT SLURRY BACKFILL SHALL BE THOROUGHLY CONSOLIDATED, AND HAVE A MAXIMUM SLUMP OF 4 INCHES. FLY ASH MEETING THE REQUIREMENTS OF 201-1.2.5.3 MAY BE ADDED (NOT AS A SUBSTITUTE) TO THE MINIMUM CEMENT REQUIREMENTS. SLURRY COMBINED GRADING SHALL MEET REQUIREMENTS OF 201-1.3.2 GRADING D. CEMENT SLURRY BACKFILL SHALL BE 100-D-100.
2. SLURRY SHALL BE CURED A MINIMUM OF 48 HOURS PRIOR TO PLACEMENT OF CLASS II BASE AND ASPHALT CONCRETE. RESURFACING SHALL BE COMPLETED IN NO MORE THAN 7 DAYS AFTER PLACEMENT OF CEMENT SLURRY.
3. ALL ASPHALT STREET RESURFACING SHALL EXTEND A MINIMUM OF 6 INCHES BEYOND EDGE OF POTHOLE OR EXPLORATORY EXCAVATION, AS SHOWN. ASPHALT THICKNESS TO EQUAL EXISTING AC PAVEMENT PLUS 1 INCH (4 INCHES MINIMUM TO 9 INCHES MAXIMUM). COMBINED ASPHALT PLUS BASE SHALL BE 18 INCHES MINIMUM.
4. IF UTILITY IS ENCOUNTERED, AS LISTED BELOW, PLACE BEDDING A MINIMUM OF 6 INCHES ABOVE UTILITY.
 - A. WATER UTILITY: SE 50 SAND
 - B. SEWER UTILITY: 3/ 8" MAXIMUM AGGREGATE
 - C. DRY UTILITY: SE 50 SAND
5. FOR PCC SURFACED STREETS, **SEE SDG-108** FOR RESURFACING. FOR POTHOLE AND EXPLORATORY EXCAVATION LARGER THAN 3'-0" ON ASPHALT CONCRETE SURFACED STREETS, SEE SDG-107 FOR RESURFACING.
6. POTHOLE OR EXPLORATORY EXCAVATION IN BIKE LANES SHALL BE APPROVED BY THE CITY. IF APPROVED, THE ENTIRE WIDTH OF THE BIKE LANE SHALL BE RESURFACED, AT A MINIMUM LENGTH OF 6 FEET.
7. TEMPORARY RESURFACING IS ALLOWED IF CONSTRUCTION WILL BE PERFORMED WITHIN 60 DAYS AFTER POTHOLING WORK, IF POTHOLE OR EXPLORATORY EXCAVATION IS WITHIN THE NEW TRENCH LIMITS, AND **IF APPROVED BY THE CITY**. MATERIAL FOR TEMPORARY RESURFACING **SHALL BE APPROVED BY THE CITY**. SEE NOTE 3 FOR LIMITS AND DEPTH.
8. PAVEMENT CORES SHALL NOT BE GREATER THAN 3'-0" IN DIAMETER, AND SHALL NOT BE SPACED CLOSER THAN 3 FEET BETWEEN CORES, EDGE TO EDGE.
9. SEE SHEET 2 FOR TYPE B - KEYHOLE METHOD.

SHEET 1 OF 2

REVISION	BY	APPROVED	DATE
ORIGINAL	CD	J. NAGELVOORT	11/17
UPDATED	CD	J. NAGELVOORT	09/18
UPDATED	FM	R. AMEN	09/23

CITY OF SAN DIEGO – STANDARD DRAWING

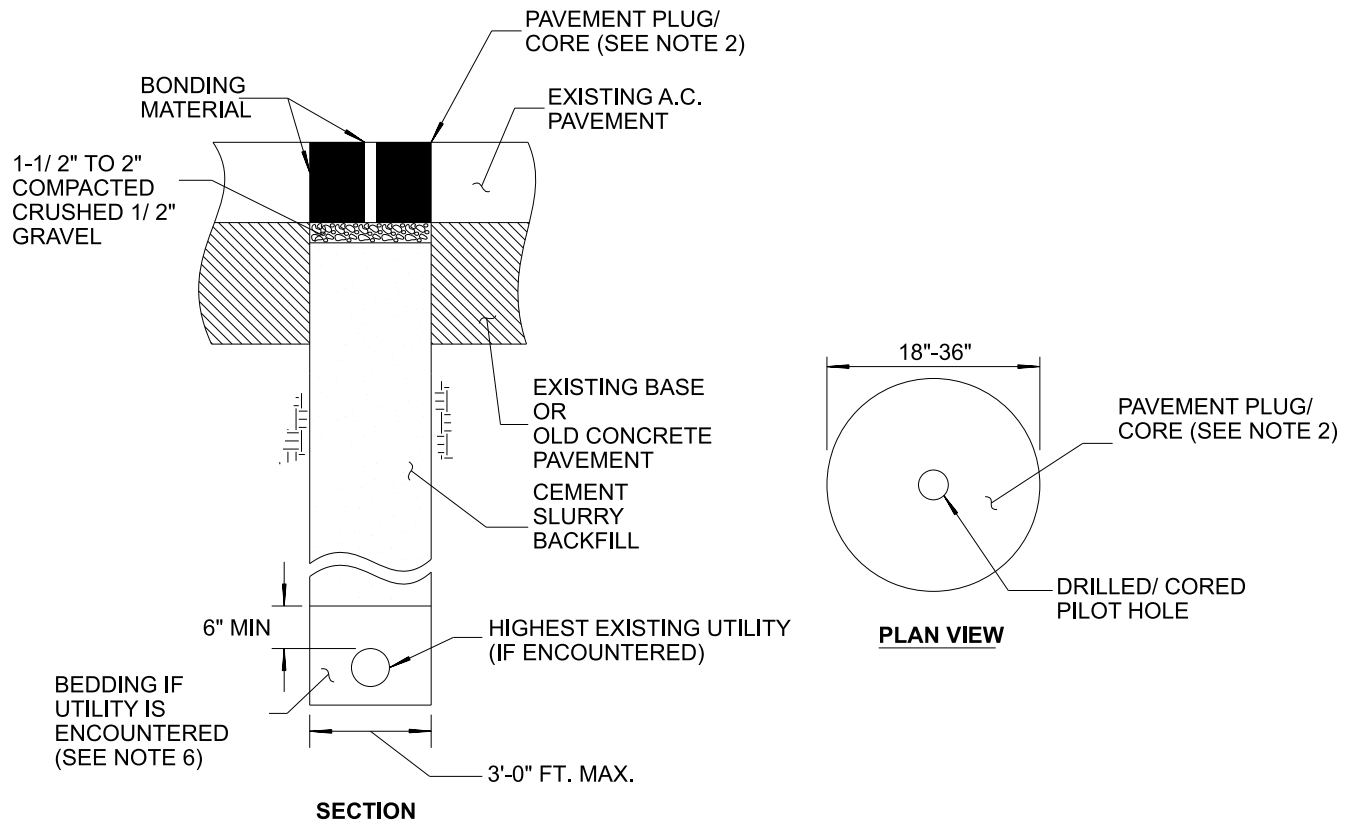
36" AND SMALLER POTHOLE AND EXPLORATORY EXCAVATION - TYPE A PAVEMENT REPAIR

RECOMMENDED BY THE CITY OF SAN DIEGO STANDARDS COMMITTEE

DRAFT

COORDINATOR R.C.E. 81047 DATE

DRAWING NUMBER **SDG-123**



NOTES:

1. PAVEMENT CORE TO BE REINSTATED SHALL BE A MINIMUM OF 4 INCHES THICK AND SHALL NOT CONTAIN JOINTS OR CRACKS WHICH MAY CAUSE IT TO BREAK AND SPALL. OTHERWISE, TYPE "A" PER SHEET 1 SHALL BE USED **AS DIRECTED BY CITY ENGINEER.**
2. CUT, REMOVE, AND REINSTATE PAVEMENT CORE, FLUSH WITH EXISTING PAVEMENT. THE REMOVED PAVEMENT CORE/ PLUG WITH ASPHALT AND CONCRETE BASE SHALL BE UTILIZED AND REINSTALLED IN GOOD CONDITION.
3. BONDING MATERIAL SHALL BE AS SPECIFIED **PER CITY APPROVED MATERIALS LIST.**
4. CEMENT SLURRY BACKFILL SHALL BE THOROUGHLY CONSOLIDATED, AND HAVE A MAXIMUM SLUMP OF 4 INCHES. FLY ASH MEETING THE REQUIREMENTS OF 201-1.2.5.3 MAY BE ADDED (NOT AS A SUBSTITUTE) TO THE MINIMUM CEMENT REQUIREMENTS. SLURRY COMBINED GRADING SHALL MEET REQUIREMENTS OF 201-1.3.2 GRADING D. CEMENT SLURRY BACKFILL SHALL BE 100-D-100.
5. SLURRY SHALL BE CURED A MINIMUM OF 48 HOURS PRIOR TO PLACEMENT OF CLASS II BASE AND ASPHALT CONCRETE. RESURFACING SHALL BE COMPLETED IN NO MORE THAN 7 DAYS AFTER PLACEMENT OF CEMENT SLURRY.
6. IF UTILITY IS ENCOUNTERED, AS LISTED BELOW, PLACE BEDDING A MINIMUM OF 6 INCHES ABOVE UTILITY.
 - A. WATER UTILITY: SE 50 SAND
 - B. SEWER UTILITY: 3/ 8" MAXIMUM AGGREGATE
 - C. DRY UTILITY: SE 50 SAND
7. FOR CONCRETE SURFACED STREETS, **SEE SDG-108** FOR RESURFACING. FOR POTHOLE AND EXPLORATORY EXCAVATION LARGER THAN 3'-0" ON ASPHALT CONCRETE SURFACED STREETS, SEE SDG-107 FOR RESURFACING.
8. POTHOLE OR EXPLORATORY EXCAVATION IN BIKE LANES **SHALL BE APPROVED BY THE CITY.**
9. PAVEMENT CORES SHALL NOT BE GREATER THAN 3'-0" INCHES IN DIAMETER, AND SHALL NOT BE SPACED CLOSER THAN 3 FEET BETWEEN CORES, EDGE TO EDGE.

SHEET 2 OF 2

REVISION	BY	APPROVED	DATE	CITY OF SAN DIEGO – STANDARD DRAWING	RECOMMENDED BY THE CITY OF SAN DIEGO STANDARDS COMMITTEE	
ORIGINAL	CD	J. NAGELVOORT	11/17		36" AND SMALLER EXPLORATORY EXCAVATION POTHOLE - TYPE B KEYHOLE METHOD	DRAFT
UPDATED	CD	J. NAGELVOORT	0918	COORDINATOR		R.C.E. 81047
UPDATED	FM	R. AMEN	0923	DRAWING NUMBER		SDG-123

NOTES:

1. CLEARANCE SEPARATIONS BETWEEN DRY AND WET UTILITIES SHALL BE MAINTAINED PER WATER, SEWER, AND DRAINAGE DESIGN GUIDELINES, VARIANCES WILL REQUIRE DEVIATION FROM STANDARDS.
2. **PERMITTING REQUIREMENTS:** ALL MICROTRENCH PERMITS REQUIRE A DEVELOPMENT SERVICES DEPARTMENT DIGITAL SUBMISSION WITH A GEOSPATIAL ALIGNMENT PER DEVELOPMENT SERVICES DEPARTMENT FORMAT REQUIREMENTS.
3. **CONDUIT ANCHORING:** CONTRACTOR MUST PROVIDE THEIR METHOD OF WEIGHING / ANCHORING DOWN CONDUITS IN THEIR PERMIT. TO PREVENT CONDUITS FROM FLOATING, AND TO MAINTAIN REQUIRED DEPTH FOR TOP OF CONDUIT.
4. **MICROTRENCHING USAGE:** MICROTRENCHING PER SDG-165A AND / OR SDG-165B SHALL BE ON ASPHALT STREETS ONLY. MICROTRENCHING SHALL NOT BE PERMITTED IN OR THROUGH EXISTING CONCRETE PAVED STREETS, PARKWAYS, CURB, GUTTER, CROSS GUTTER, BUS PAD, SIDEWALK, FLOATING CURB EXTENSION, BUS BULB, TRUCK PILLOW, RAISED CROSSWALK, ISLAND, MINI- ROUNDABOUT, OR SIMILAR ELEMENTS. MICROTRENCHING MAY BE PERMITTED, AT THE CITY'S DISCRETION, IN OR THROUGH EXISTING IMPROVEMENTS AND SPECIAL PAVEMENTS (SUCH AS DECORATIVE ASPHALT PAVING, AND PERPENDICULAR TO SPEED BUMPS). EXISTING IMPROVEMENTS AND SPECIAL PAVEMENTS SHALL BE RESTORED IN KIND AS APPROVED BY THE CITY.
5. **DAMAGE TO EXISTING IMPROVEMENTS:** CONNECTION TO SERVICE LATERALS, JUNCTION BOXES, ETC. SHALL BE DONE SUCH THAT EXISTING IMPROVEMENTS ARE NOT DISTURBED, SETTLED, OR DAMAGED. ANY DAMAGE TO EXISTING IMPROVEMENTS BY PARALLEL OR PERPENDICULAR MICROTRENCHING ACTIVITIES SHALL BE RESTORED IN KIND AS APPROVED BY THE CITY. DAMAGE TO CONCRETE CURB, GUTTER, SIDEWALK, AND PAVEMENT SHALL BE REMOVED AND RESTORED IN ACCORDANCE WITH **SDG-156**.
6. **TRENCH CUTS:** CONTRACTOR SHALL MAKE ALL REASONABLE EFFORTS TO ACHIEVE STRAIGHT AND UNIFORM CUTS WITH NEAT EDGES. SELECTION OF CUTTING WHEEL SHALL BE SUCH THAT IT MINIMIZES DAMAGE TO THE ADJACENT AC SURFACE. RADII TRENCH CUTS SHALL HAVE NO MORE THAN 3 CUTS.
7. **MICROTRENCH WIDTH:** MICROTRENCH WIDTH SHALL BE A MINIMUM OF 1 INCH AND A MAXIMUM OF 2 ½ INCHES. TRENCHES WITH WIDTH GREATER THAN 2 ½ INCHES MUST FOLLOW **SDG-117** (NARROW TRENCH RESURFACING FOR ASPHALT CONCRETE SURFACE STREETS), WHICH REQUIRES A DIFFERENT BACKFILL MATERIAL. THE CITY MAY CHANGE THE PERMIT TO **SDG-117** BY AN AS-BUILT CHANGE IF THE TRENCH EXCEEDS 2 ½ INCHES IN CONSTRUCTION.
8. **MICROTRENCH ALIGNMENT OFFSET TO AN ADJACENT MICROTRENCH:** NO MICROTRENCHING SHALL BE LESS THAN 2 FEET FROM ADJACENT MICROTRENCHES (EDGE TO EDGE). THIS MAY REQUIRE THE CONTRACTOR TO POT HOLE TO VERIFY PARALLEL UTILITIES SIZE AND TRENCH WIDTH TO ENSURE PROPER SEPARATION.
9. **CONDUIT PLACEMENT IN TRENCH:** THE TOP OF HIGHEST CONDUIT SHALL BE 12 INCHES MINIMUM FROM TOP OF PAVEMENT OR 4 INCHES FROM BOTTOM OF PAVEMENT SECTION TO INCLUDE ASPHALT, BASE AND CTB, WHICHEVER IS GREATER.
10. **CONDUIT SIZE:** 2 INCH MAXIMUM CONDUIT SIZE SCH 40 PVC OR EQUIVALENT HDPE PER NATIONAL ELECTRICAL CODE.
11. **TRENCH IDENTIFICATION:** INSTALL FOLDED WARNING / IDENTIFICATION TAPE WARNING TAPE **PER SDM-105**. EACH TRENCH SHALL BE IDENTIFIED WITH A CALLOUT ON THE PULLBOX / VAULT / JUNCTION BOX LID WITH THE NAME OF THE OWNER OF THE MICROTRENCH.
12. **MICROTRENCH BACKFILL AND REQUIREMENTS TO OPEN THE STREET TO TRAFFIC:** ALL MICROTRENCHES SHALL BE COMPLETELY BACKFILLED WITH A CEMENT SAND SLURRY 2000 PSI MINIMUM AND 2% CALCIUM CHLORIDE TO FINISH GRADE. THIS IS AN INTERIM CONDITION AND CONTRACTOR SHALL FOLLOW CURING TIME REQUIREMENTS (PER NOTE 14) TO OPEN THE STREET TO TRAFFIC PRIOR TO COMPLETING PAVING REQUIREMENTS FOR FINAL RESTORATION.
13. **SLURRY VOID REDUCTION:** CONTRACTOR SHALL USE A VIBRATOR TO ENSURE SLURRY FILL WITHOUT VOIDS.
14. **SLURRY CURE TIME:** ALLOW A MINIMUM OF THREE HOURS FOR SLURRY TRENCH BACKFILL CURE TIME FOR TRENCHES PARALLEL TO THE STREET BEFORE OPENING TO TRAFFIC.

SEE ADDITIONAL NOTES ON SHEET 2

SHEET 1 OF 4

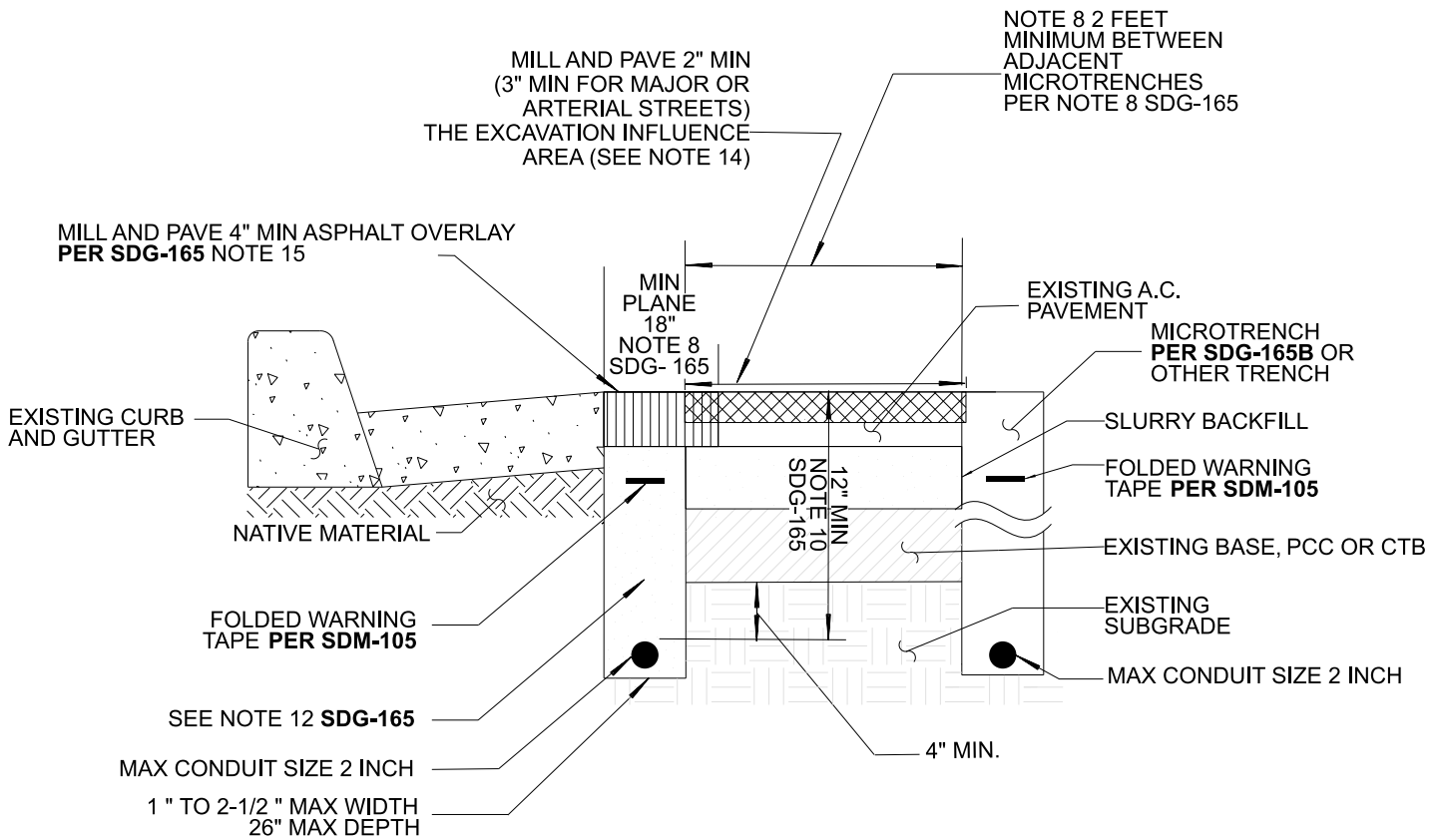
REVISION	BY	APPROVED	DATE	CITY OF SAN DIEGO – STANDARD DRAWING GENERAL MICROTRENCH NOTES	RECOMMENDED BY THE CITY OF SAN DIEGO STANDARDS COMMITTEE DRAFT _____ COORDINATOR R.C.E. 81047 DATE
ORIGINAL	HY	M. GIBSON	05/17		
REDRAFTED	CD	J. NAGELVOORT	09/18		
UPDATED	RC	R. AMEN	10/22		
UPDATED	FM	R. AMEN	09/23		
					DRAWING NUMBER SDG-165

NOTES (CONTINUED):

- 15. **FINAL MICROTRENCH RESTORATION:** WITHIN 7 DAYS OF PLACING THE SLURRY BACKFILL TO GRADE, MILL THE SLURRY BACKFILL AND EXISTING PAVEMENT A MINIMUM WIDTH OF 18 INCHES INCLUDING THE EXCAVATION INFLUENCE AREA PER TABLE 1 IN SDG-105 TO A DEPTH OF 4 INCHES AND RESURFACE WITH 1/2 INCH TYPE III CLASS C2 ASPHALT. TACK ALL EDGES OF THE MILLED AREA WITH ASPHALTIC EMULSION.
- 16. **FINAL MICROTRENCH RESTORATION WHEN ADJACENT TO ANOTHER MICROTRENCH:** WHEN RESTORING A MICROTRENCH SEPARATED BY 2 FEET (EDGE TO EDGE) FROM ANY ADJACENT MICROTRENCH THE MICROTRENCH RESTORATION SHALL FOLLOW NOTE 15 FOR TRENCH RESTORATION AND **SDG-107** FOR FULL LIMITS OF THE PERMITTED ALIGNMENT TO MAINTAIN INFLUENCE AREA INTEGRITY.
- 17. **MICROTRENCHING IN BIKE LANES:** FOR THE WORK IN THE BIKE LANE, CONTRACTOR SHALL PROVIDE A POTHOLING PLAN FOR REVIEW WITH THE ENGINEER FOLLOWING PRE-CONSTRUCTION MEETING. THE BIKE LANE SHALL BE FULLY CLOSED AND APPROPRIATE TRAFFIC CONTROL PLAN AND SIGNAGE USED. MICROTRENCHING IN THE BIKE LANE REQUIRES THAT SLURRY BACKFILL BE COMPLETED BEFORE END OF APPROVED WORKDAY WITH CURING TIME PER NOTE 14. RESTORATION TO THE TRENCH SHALL BE PER NOTE 15.
- 18. **FINAL MICROTRENCH RESTORATION IN BIKE LANES:** THE CONTRACTOR SHALL RESTORE FULL WIDTH OF BIKE LANE TO THE FACE OF CURB AND PLACE 2 INCHES MIN OR 3 INCHES MIN (MAJOR OR ARTERIAL STREETS) THICKNESS OF ASPHALT PER **SDG-107**.

SHEET 2 OF 4

REVISION	BY	APPROVED	DATE	CITY OF SAN DIEGO – STANDARD DRAWING GENERAL MICROTRENCH NOTES	RECOMMENDED BY THE CITY OF SAN DIEGO STANDARDS COMMITTEE DRAFT _____ COORDINATOR R.C.E. 81047 DATE
ORIGINAL	HY	M. GIBSON	05/17		
REDRAFTED	CD	J. NAGELVOORT	09/18		
UPDATED	RC	R. AMEN	10/22		
UPDATED	FM	R. AMEN	09/23		
					DRAWING NUMBER SDG-165



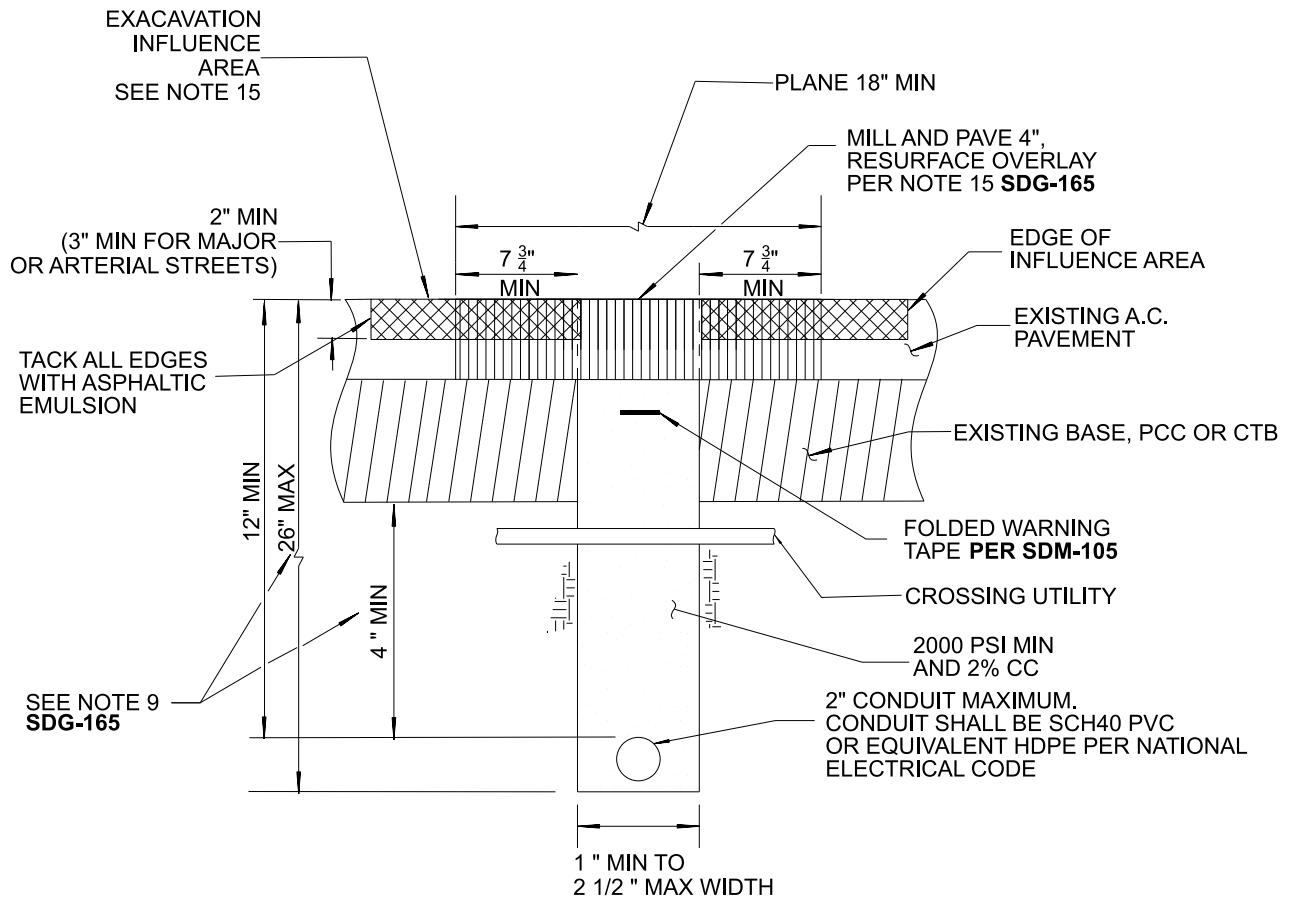
LEGEND ON PLANS:
 — MTC — MICROTRENCH CONDUIT (MTC)

NOTES:

1. APPLICABLE WHERE CONCRETE GUTTER IS VISIBLE OR EXPOSED.
2. SHALL NOT BE APPLICABLE AT STREET INTERSECTIONS OR ALONG MEDIAN CURBS.
3. TRENCH LOCATION SHALL BE AT THE EDGE OF CURB.

SHEET 3 OF 4

REVISION	BY	APPROVED	DATE	CITY OF SAN DIEGO – STANDARD DRAWING	RECOMMENDED BY THE CITY OF SAN DIEGO STANDARDS COMMITTEE	
ORIGINAL	HY	M. GIBSON	05/17			
REDRAFTED	CD	J. NAGELVOORT	09/18	MICROTRENCH FOR DRY UTILITIES AT EDGE OF CURB AND GUTTER	DRAFT	
UPDATED	ED	R. AMEN	10/22			COORDINATOR R.C.E. 81047 DATE
UPDATED	FM	R. AMEN	09/23		DRAWING NUMBER	SDG-165A



NOTES:

1. SHALL APPLY TO ALL MICROTRENCHING AT STREET INTERSECTIONS.
2. TRENCH LOCATION SHALL BE AT LEAST 9 INCHES FROM LIP OF GUTTER.
3. TRENCH SHALL BE AT LEAST 12 INCHES FROM ANY EXISTING CONCRETE STRUCTURE.

SHEET 4 OF 4

REVISION	BY	APPROVED	DATE	CITY OF SAN DIEGO – STANDARD DRAWING	RECOMMENDED BY THE CITY OF SAN DIEGO STANDARDS COMMITTEE
ORIGINAL	HY	M. GIBSON	05/17		
REDRAFTED	CD	J. NAGELVOORT	0918		
UPDATED	RC	R. AMEN	1022		
UPDATED	FM	R. AMEN	0923		
				DRAWING NUMBER	SDG-165B

ATTACHMENT F
RESERVED

ATTACHMENT G
CONTRACT AGREEMENT

ATTACHMENT G
CONTRACT AGREEMENT

CONSTRUCTION CONTRACT

This **Phase-Funded** contract is made and entered into between THE CITY OF SAN DIEGO, a municipal corporation, herein called "City", and Southwest Pipeline and Trenchless Corp., herein called "Contractor" for construction of **University City Improv 2 (S)** Bid No. **K-24-2229-DBB-3**; in the total amount of **SIX MILLION THREE HUNDRED NINETY TWO THOUSAND NINE HUNDRED EIGHTY NINE DOLLARS (\$6,392,989)**, consisting of an amount not to exceed **\$4,000,000** for Phase I and **\$2,392,989** for Phase II.

IN CONSIDERATION of the payments to be made hereunder and the mutual undertakings of the parties hereto, City and Contractor agree as follows:

1. The following are incorporated into this contract as though fully set forth herein:
 - (a) The attached Faithful Performance and Payment Bonds.
 - (b) The attached Proposal included in the Bid documents by the Contractor.
 - (c) Reference Standards listed in the Instruction to Bidders and the Supplementary Special Provisions (SSP).
 - (d) Phased Funding Schedule Agreement.
 - (e) That certain documents entitled **UNIVERSITY CITY IMPROV 2 (S)**, on file in the office of the Purchasing & Contracting Department as Document No. **B-21044**, as well as all matters referenced therein.
2. The City wishes to construct this Project on a Phase-Funded basis. In accordance with Whitebook section 7-3.10, the City is only obligated to pay for Phase I; Contractor cannot begin, nor is the City financially liable for any additional Phases, unless and until Contractor is issued a Notice to Proceed for each additional Phase by the City.
3. The Contractor shall perform and be bound by all the terms and conditions of this contract and in strict conformity therewith shall perform and complete in a good and workmanlike manner **UNIVERSITY CITY IMPROV 2 (S)** Bid Number **K-24-2229-DBB-3**, San Diego, California.
4. For such performances, the City shall pay to Contractor the amounts set forth at the times and in the manner and with such additions or deductions as are provided for in this contract, and the Contractor shall accept such payment in full satisfaction of all claims incident to such performances. (See WHITEBOOK, Section 7-3.10, Phased Funding Compensation).

CONTRACT AGREEMENT (continued)

- 5. No claim or suit whatsoever shall be made or brought by Contractor against any officer, agent, or employee of the City for or on account of anything done or omitted to be done in connection with this contract, nor shall any such officer, agent, or employee be liable hereunder.
- 6. This contract is effective as of the date that the Mayor or designee signs the agreement and is approved by the City Attorney in accordance with San Diego Charter Section 40.

IN WITNESS WHEREOF, this Agreement is signed by the City of San Diego, acting by and through its Mayor or designee, pursuant to Municipal Code §22.3102 authorizing such execution.

THE CITY OF SAN DIEGO

By Beric Doringo

Print Name: Beric Doringo
Deputy Director
Purchasing & Contracting Dept.

Date: April 9, 2024

APPROVED AS TO FORM

Mara W. Elliott, City Attorney
By [Signature]

Print Name: ADAM WATSON
Deputy City Attorney

Date: 9/10/24

CONTRACTOR

By [Signature]

Print Name: Justin Duchaineau
Southwest Pipeline and Trenchless Corp.

Title: President

Date: 2/27/2024

City of San Diego License No.: B20031006118

State Contractor's License No.: 773862A

DEPARTMENT OF INDUSTRIAL RELATIONS (DIR) REGISTRATION NUMBER: 1000002176

CERTIFICATIONS AND FORMS

The Bidder, by submitting its electronic bid, agrees to and certifies under penalty of perjury under the laws of the State of California, that the certifications, forms and affidavits submitted as part of this bid are true and correct.

BIDDER'S GENERAL INFORMATION

To the City of San Diego:

Pursuant to "Notice Inviting Bids", specifications, and requirements on file with the City Clerk, and subject to all provisions of the Charter and Ordinances of the City of San Diego and applicable laws and regulations of the United States and the State of California, the undersigned hereby proposes to furnish to the City of San Diego, complete at the prices stated herein, the items or services hereinafter mentioned. The undersigned further warrants that this bid is not made in the interest of, or on behalf of, any undisclosed person, partnership, company, association, organization, or corporation; that the bid is genuine and not collusive or sham; that the bidder has not directly or indirectly induced or solicited any other bidder to put in a false or sham bid, and has not directly or indirectly colluded, conspired, connived, or agreed with any bidder or anyone else to put in a sham bid, or that anyone shall refrain from bidding; that the bidder has not in any manner, directly or indirectly, sought by agreement, communication, or conference with anyone to fix the bid price of the bidder or any other bidder, or to fix any overhead, profit, or cost element of the bid price, or of that of any other bidder, or to secure any advantage against the public body awarding the contract of anyone interested in the proposed contract; that all statements contained in the bid are true; and, further, that the bidder has not, directly or indirectly, submitted his or her bid price or any breakdown thereof, or the contents thereof, or divulged information or data relative thereto, or paid, and will not pay, any fee to any corporation, partnership, company, association, organization, bid depository, or to any member or agent thereof to effectuate a collusive or sham bid.

The undersigned bidder(s) further warrants that bidder(s) has thoroughly examined and understands the entire Contract Documents (plans and specifications) and the Bidding Documents therefore, and that by submitting said Bidding Documents as its bid proposal, bidder(s) acknowledges and is bound by the entire Contract Documents, including any addenda issued thereto, as such Contract Documents incorporated by reference in the Bidding Documents.

**NON-COLLUSION AFFIDAVIT TO BE EXECUTED BY BIDDER AND SUBMITTED WITH BID UNDER 23
UNITED STATES CODE 112 AND PUBLIC CONTRACT CODE 7106**

State of California

County of San Diego

The bidder, being first duly sworn, deposes and says that he or she is authorized by the party making the foregoing bid that the bid is not made in the interest of, or on behalf of, any undisclosed person, partnership, company, association, organization, or corporation; that the bid is genuine and not collusive or sham; that the bidder has not directly or indirectly induced or solicited any other bidder to put in a false or sham bid, and has not directly or indirectly colluded, conspired, connived, or agreed with any bidder or anyone else to put in a sham bid, or that anyone shall refrain from bidding; that the bidder has not in any manner, directly or indirectly, sought by agreement, communication, or conference with anyone to fix the bid price of the bidder or any other bidder, or to fix any overhead, profit, or cost element of the bid price, or of that of any other bidder, or to secure any advantage against the public body awarding the contract of anyone interested in the proposed contract; that all statements contained in the bid are true; and further, that the bidder has not, directly or indirectly, submitted his or her bid price or any breakdown thereof, or the contents thereof, or divulged information or data relative thereto, or paid, and will not pay, any fee to any corporation, partnership, company association, organization, bid depository, or to any member or agent thereof to effectuate a collusive or sham bid.

CONTRACTOR CERTIFICATION

DRUG-FREE WORKPLACE

I hereby certify that I am familiar with the requirements of San Diego City Council Policy No. 100-17 regarding Drug-Free Workplace as outlined in the WHITEBOOK, Section 5-1.3, "Drug-Free Workplace", of the project specifications, and that;

This company has in place a drug-free workplace program that complies with said policy. I further certify that each subcontract agreement for this project contains language which indicates the subcontractor's agreement to abide by the provisions of subdivisions a) through c) of the policy as outlined.

CONTRACTOR CERTIFICATION

AMERICANS WITH DISABILITIES ACT (ADA) COMPLIANCE CERTIFICATION

I hereby certify that I am familiar with the requirements of San Diego City Council Policy No. 100-4 regarding the Americans With Disabilities Act (ADA) outlined in the WHITEBOOK, Section 5-1.2, "California Building Code, California Code of Regulations Title 24 and Americans with Disabilities Act". of the project specifications, and that:

This company has in place workplace program that complies with said policy. I further certify that each subcontract agreement for this project contains language which indicates the subcontractor's agreement to abide by the provisions of the policy as outlined.

CONTRACTOR CERTIFICATION

CONTRACTOR STANDARDS – PLEDGE OF COMPLIANCE

I declare under penalty of perjury that I am authorized to make this certification on behalf of the company submitting this bid/proposal, that as Contractor, I am familiar with the requirements of City of San Diego Municipal Code § 22.3004 regarding Contractor Standards as outlined in the WHITEBOOK, Section 5-1.4, ("Contractor Standards and Pledge of Compliance"), of the project specifications, and that Contractor has complied with those requirements.

I further certify that each of the Contractor's subcontractors has completed a Pledge of Compliance attesting under penalty of perjury of having complied with City of San Diego Municipal Code § 22.3004.

CONTRACTOR CERTIFICATION

EQUAL BENEFITS ORDINANCE CERTIFICATION

I declare under penalty of perjury that I am familiar with the requirements of and in compliance with the City of San Diego Municipal Code § 22.4300 regarding Equal Benefits Ordinance.

CONTRACTOR CERTIFICATION

EQUAL PAY ORDINANCE CERTIFICATION

Contractor shall comply with the Equal Pay Ordinance (EPO) codified in the San Diego Municipal Code (SDMC) at section 22.4801 through 22.4809, unless compliance is not required based on an exception listed in SDMC section 22.4804.

Contractor shall require all of its subcontractors to certify compliance with the EPO in their written subcontracts.

Contractor must post a notice informing its employees of their rights under the EPO in the workplace or job site.

By signing this Contract with the City of San Diego, Contractor acknowledges the EPO requirements and pledges ongoing compliance with the requirements of SDMC Division 48, section 22.4801 et seq., throughout the duration of this Contract.

CONTRACTOR CERTIFICATION

PRODUCT ENDORSEMENT

I declare under penalty of perjury that I acknowledge and agree to comply with the provisions of City of San Diego Administrative Regulation 95.65, concerning product endorsement. Any advertisement identifying or referring to the City as the user of a product or service requires the prior written approval of the City.

AFFIDAVIT OF DISPOSAL

(To be submitted upon completion of Construction pursuant to the contracts Certificate of Completion)

WHEREAS, on the _____ DAY OF _____, 2____ the undersigned entered into and executed a contract with the City of San Diego, a municipal corporation, for:

UNIVERSITY CITY IMPROV 2 (S)

(Project Title)

as particularly described in said contract and identified as Bid No. **K-24-2229-DBB-3**; SAP No. (WBS) **B-21044**; and **WHEREAS**, the specification of said contract requires the Contractor to affirm that "all brush, trash, debris, and surplus materials resulting from this project have been disposed of in a legal manner"; and **WHEREAS**, said contract has been completed and all surplus materials disposed of:

NOW, THEREFORE, in consideration of the final payment by the City of San Diego to said Contractor under the terms of said contract, the undersigned Contractor, does hereby affirm that all surplus materials as described in said contract have been disposed of at the following location(s)

and that they have been disposed of according to all applicable laws and regulations.

Dated this _____ DAY OF _____, _____.

By: _____
Contractor

ATTEST:

State of _____ County of _____

On this _____ DAY OF _____, 2____, before the undersigned, a Notary Public in and for said County and State, duly commissioned and sworn, personally appeared _____ known to me to be the _____ Contractor named in the foregoing Release, and whose name is subscribed thereto, and acknowledged to me that said Contractor executed the said Release.

Notary Public in and for said County and State

LIST OF SUBCONTRACTORS

***** PROVIDED FOR ILLUSTRATIVE PURPOSES ONLY *** TO BE SUBMITTED IN ELECTRONIC FORMAT ONLY*** SEE INSTRUCTIONS TO BIDDERS, FOR FURTHER INFORMATION**

In accordance with the requirements of the "Subletting and Subcontracting Fair Practices Act", Section 4100, of the California Public Contract Code (PCC), the Bidder is to list below the name, address and license number of each Subcontractor who will perform work, labor, render services or specially fabricate and install a portion [type] of the work or improvement, in an amount of or in excess of 0.5% of the Contractor's total Bid. Failure to comply with this requirement may result in the Bid being rejected as non-responsive. The Contractor is to list only one Subcontractor for each portion of the Work. The Bidder's attention is directed to the Special Provisions – General; Paragraph 2-3 Subcontracts, which stipulates the percentage of the Work to be performed with the Bidder's own forces. The Bidder is to also list all SLBE, ELBE, DBE, DVBE, MBE, WBE, OBE, SDB, WoSB, HUBZone, and SDVOSB Subcontractors for which the Bidders are seeking recognition towards achieving any mandatory, voluntary, or both subcontracting participation percentages.

NAME, ADDRESS AND TELEPHONE NUMBER OF SUBCONTRACTOR	CONSTRUCTOR OR DESIGNER	SUBCONTRACTOR LICENSE NUMBER	TYPE OF WORK	DOLLAR VALUE OF SUBCONTRACT	MBE, WBE, DBE, DVBE, OBE, ELBE, SLBE, SDB, WoSB, HUBZone, OR SDVOSB®	WHERE CERTIFIED®	CHECK IF JOINT VENTURE PARTNERSHIP
Name: _____ Address: _____ City: _____ State: _____ Zip: _____ Phone: _____ Email: _____							
Name: _____ Address: _____ City: _____ State: _____ Zip: _____ Phone: _____ Email: _____							

- ① As appropriate, Bidder shall identify Subcontractor as one of the following and shall include a valid proof of certification (except for OBE, SLBE and ELBE):
- | | | | |
|---|--------|--|---------|
| Certified Minority Business Enterprise | MBE | Certified Woman Business Enterprise | WBE |
| Certified Disadvantaged Business Enterprise | DBE | Certified Disabled Veteran Business Enterprise | DVBE |
| Other Business Enterprise | OBE | Certified Emerging Local Business Enterprise | ELBE |
| Certified Small Local Business Enterprise | SLBE | Small Disadvantaged Business | SDB |
| Woman-Owned Small Business | WoSB | HUBZone Business | HUBZone |
| Service-Disabled Veteran Owned Small Business | SDVOSB | | |
- ② As appropriate, Bidder shall indicate if Subcontractor is certified by:
- | | | | |
|--|--------|--|----------|
| City of San Diego | CITY | State of California Department of Transportation | CALTRANS |
| California Public Utilities Commission | CPUC | | |
| State of California's Department of General Services | CADoGS | City of Los Angeles | LA |
| State of California | CA | U.S. Small Business Administration | SBA |

The Bidder will not receive any subcontracting participation percentages if the Bidder fails to submit the required proof of certification.

NAMED EQUIPMENT/MATERIAL SUPPLIER LIST

***** PROVIDED FOR ILLUSTRATIVE PURPOSES ONLY *** TO BE SUBMITTED IN ELECTRONIC FORMAT ONLY *** SEE INSTRUCTIONS TO BIDDERS FOR FURTHER INFORMATION**

NAME, ADDRESS AND TELEPHONE NUMBER OF VENDOR/SUPPLIER	MATERIALS OR SUPPLIES	DOLLAR VALUE OF MATERIAL OR SUPPLIES	SUPPLIER (Yes/No)	MANUFACTURER (Yes/No)	MBE, WBE, DBE, DVBE, OBE, ELBE, SLBE, SDB, WoSB, HUBZone, OR SDVOSB ^①	WHERE CERTIFIED ^②
Name: _____ Address: _____ City: _____ State: _____ Zip: _____ Phone: _____ Email: _____						
Name: _____ Address: _____ City: _____ State: _____ Zip: _____ Phone: _____ Email: _____						

- ① As appropriate, Bidder shall identify Vendor/Supplier as one of the following and shall include a valid proof of certification (except for OBE, SLBE and ELBE):
- | | | | |
|---|--------|--|---------|
| Certified Minority Business Enterprise | MBE | Certified Woman Business Enterprise | WBE |
| Certified Disadvantaged Business Enterprise | DBE | Certified Disabled Veteran Business Enterprise | DVBE |
| Other Business Enterprise | OBE | Certified Emerging Local Business Enterprise | ELBE |
| Certified Small Local Business Enterprise | SLBE | Small Disadvantaged Business | SDB |
| Woman-Owned Small Business | WoSB | HUBZone Business | HUBZone |
| Service-Disabled Veteran Owned Small Business | SDVOSB | | |
- ② As appropriate, Bidder shall indicate if Vendor/Supplier is certified by:
- | | | | |
|--|--------|--|----------|
| City of San Diego | CITY | State of California Department of Transportation | CALTRANS |
| California Public Utilities Commission | CPUC | | |
| State of California's Department of General Services | CADoGS | City of Los Angeles | LA |
| State of California | CA | U.S. Small Business Administration | SBA |

The Bidder will not receive any subcontracting participation percentages if the Bidder fails to submit the required proof of certification.

ELECTRONICALLY SUBMITTED FORMS

FAILURE TO FULLY COMPLETE AND SUBMIT ANY OF THE FOLLOWING FORMS WILL DEEM YOUR BID NON-RESPONSIVE.

PLANETBIDS WILL NOT ALLOW FOR BID SUBMISSIONS WITHOUT THE ATTACHMENT OF THESE FORMS

The following forms are to be completed by the bidder and submitted (uploaded) electronically with the bid in PlanetBids.

- A. BID BOND – See Instructions to Bidders, Bidders Guarantee of Good Faith (Bid Security) for further instructions**
- B. CONTRACTOR’S CERTIFICATION OF PENDING ACTIONS**
- C. MANDATORY DISCLOSURE OF BUSINESS INTERESTS FORM**
- D. DEBARMENT AND SUSPENSION CERTIFICATION FOR PRIME CONTRACTOR**
- E. DEBARMENT AND SUSPENSION CERTIFICATION FOR SUBCONTRACTORS, SUPPLIERS AND MANUFACTURERS**

BID BOND

**See Instructions to Bidders, Bidder Guarantee of Good Faith
(Bid Security)**

KNOW ALL MEN BY THESE PRESENTS,

That Southwest Pipeline and Trenchless Corp as Principal,
and Liberty Mutual Insurance Company as Surety, are held
and firmly bound unto The City of San Diego hereinafter called "OWNER," in the sum
of **10% OF THE TOTAL BID AMOUNT** for the payment of which sum, well and truly to be made, we
bind ourselves, our heirs, executors, administrators, successors, and assigns, jointly and severally,
firmly by these presents.

WHEREAS, said Principal has submitted a Bid to said OWNER to perform the WORK required under
the bidding schedule(s) of the OWNER's Contract Documents entitled

University City Improv 2 (s) K-24-2229-DBB-3

NOW THEREFORE, if said Principal is awarded a contract by said OWNER and, within the time and in
the manner required in the "Notice Inviting Bids" enters into a written Agreement on the form of
agreement bound with said Contract Documents, furnishes the required certificates of insurance, and
furnishes the required Performance Bond and Payment Bond, then this obligation shall be null and
void, otherwise it shall remain in full force and effect. In the event suit is brought upon this bond by
said OWNER and OWNER prevails, said Surety shall pay all costs incurred by said OWNER in such suit,
including a reasonable attorney's fee to be fixed by the court.

SIGNED AND SEALED, this 25th day of January, 2024

Southwest Pipeline and Trenchless Corp (SEAL)

(Principal)

By: _____




(Signature)

Liberty Mutual Insurance Company (SEAL)

(Surety)

By: _____



(Signature)

Noemi Quiroz, Attorney-in-Facta

(SEAL AND NOTARIAL ACKNOWLEDGEMENT OF SURETY)



This Power of Attorney limits the acts of those named herein, and they have no authority to bind the Company except in the manner and to the extent herein stated.

Liberty Mutual Insurance Company
The Ohio Casualty Insurance Company
West American Insurance Company

POWER OF ATTORNEY

KNOWN ALL PERSONS BY THESE PRESENTS: That The Ohio Casualty Insurance Company is a corporation duly organized under the laws of the State of New Hampshire, that Liberty Mutual Insurance Company is a corporation duly organized under the laws of the State of Massachusetts, and West American Insurance Company is a corporation duly organized under the laws of the State of Indiana (herein collectively called the "Companies"), pursuant to and by authority herein set forth, does hereby name, constitute and appoint Noemi Quiroz all of the city of Los Angeles, state of CA its true and lawful attorney-in-fact, with full power and authority hereby conferred to sign, execute and acknowledge the following surety bond:

Principal Name: Southwest Pipeline and Trenchless Corp.
Obligee Name: The City of San Diego
Surety Bond Number: Bid Bond Bond Amount: See Bond Form

IN WITNESS WHEREOF, this Power of Attorney has been subscribed by an authorized officer or official of the Companies and the corporate seals of the Companies have been affixed thereto this 25th day of January, 2024.



Liberty Mutual Insurance Company
The Ohio Casualty Insurance Company
West American Insurance Company

By: [Signature of David M. Carey]

David M. Carey, Assistant Secretary

STATE OF PENNSYLVANIA ss
COUNTY OF MONTGOMERY

On this 25th day of January, 2024, before me personally appeared David M. Carey, who acknowledged himself to be the Assistant Secretary of Liberty Mutual Insurance Company, The Ohio Casualty Company, and West American Insurance Company, and that he, as such, being authorized so to do, execute the foregoing instrument for the purposes therein contained by signing on behalf of the corporations by himself as a duly authorized officer.

IN WITNESS WHEREOF, I have hereunto subscribed my name and affixed my notarial seal at Plymouth Meeting, Pennsylvania, on the day and year first above written.



Commonwealth of Pennsylvania - Notary Seal
Teresa Pastella, Notary Public
Montgomery County
My commission expires March 28, 2025
Commission number 1126044
Member, Pennsylvania Association of Notaries

By: [Signature of Teresa Pastella]

Teresa Pastella, Notary Public

This Power of Attorney is made and executed pursuant to and by authority of the following By-laws and Authorizations of The Ohio Casualty Insurance Company, Liberty Mutual Insurance Company, and West American Insurance Company which resolutions are now in full force and effect reading as follows:

ARTICLE IV - OFFICERS: Section 12. Power of Attorney.

Any officer or other official of the Corporation authorized for that purpose in writing by the Chairman or the President, and subject to such limitation as the Chairman or the President may prescribe, shall appoint such attorneys-in-fact, as may be necessary to act in behalf of the Corporation to make, execute, seal, acknowledge and deliver as surety any and all undertakings, bonds, recognizances and other surety obligations. Such attorneys-in-fact, subject to the limitations set forth in their respective powers of attorney, shall have full power to bind the Corporation by their signature and execution of any such instruments and to attach thereto the seal of the Corporation. When so executed, such instruments shall be as binding as if signed by the President and attested to by the Secretary. Any power or authority granted to any representative or attorney-in-fact under the provisions of this article may be revoked at any time by the Board, the Chairman, the President or by the officer or officers granting such power or authority.

ARTICLE XIII - Execution of Contracts: Section 5. Surety Bonds and Undertakings.

Any officer of the Company authorized for that purpose in writing by the chairman or the president, and subject to such limitations as the chairman or the president may prescribe, shall appoint such attorneys-in-fact, as may be necessary to act in behalf of the Company to make, execute, seal, acknowledge and deliver as surety any and all undertakings, bonds, recognizances and other surety obligations. Such attorneys-in-fact, subject to the limitations set forth in their respective powers of attorney, shall have full power to bind the Company by their signature and execution of any such instruments and to attach thereto the seal of the Company. When so executed such instruments shall be as binding as if signed by the president and attested by the secretary.

Certificate of Designation - The President of the Company, acting pursuant to the Bylaws of the Company, authorizes David M. Carey, Assistant Secretary to appoint such attorneys-in-fact as may be necessary to act on behalf of the Company to make, execute, seal, acknowledge and deliver as surety any and all undertakings, bonds, recognizances and other surety obligations.

Authorization - By unanimous consent of the Company's Board of Directors, the Company consents that facsimile or mechanically reproduced signature of any assistant secretary of the Company, wherever appearing upon a certified copy of any power of attorney issued by the Company in connection with surety bonds, shall be valid and binding upon the Company with the same force and effect as though manually affixed.

I, Renee C. Llewellyn, the undersigned, Assistant Secretary, of Liberty Mutual Insurance Company, The Ohio Casualty Insurance Company, and West American Insurance Company do hereby certify that this power of attorney executed by said Companies is in full force and effect and has not been revoked.

IN TESTIMONY WHEREOF, I have hereunto set my hand and affixed the seals of said Companies this 25th day of January, 2024.



By: [Signature of Renee C. Llewellyn]

Renee C. Llewellyn, Assistant Secretary

Not valid for mortgage, note, loan, letter of credit, currency rate, interest rate or residual value guarantees.

For bond and/or Power of Attorney (POA) verification inquiries, please call 610-832-8240 or email HOSUR@libertymutual.com.

CONTRACTOR'S CERTIFICATION OF PENDING ACTIONS

As part of its bid or proposal (Non-Price Proposal in the case of Design-Build contracts), the Bidder shall provide to the City a list of all instances within the past 10 years where a complaint was filed or pending against the Bidder in a legal or administrative proceeding alleging that Bidder discriminated against its employees, subcontractors, vendors or suppliers, and a description of the status or resolution of that complaint, including any remedial action taken.

CHECK ONE BOX ONLY.

- The undersigned certifies that within the past 10 years the Bidder has NOT been the subject of a complaint or pending action in a legal administrative proceeding alleging that Bidder discriminated against its employees, subcontractors, vendors or suppliers.

- The undersigned certifies that within the past 10 years the Bidder has been the subject of a complaint or pending action in a legal administrative proceeding alleging that Bidder discriminated against its employees, subcontractors, vendors or suppliers. A description of the status or resolution of that complaint, including any remedial action taken and the applicable dates is as follows:

DATE OF CLAIM	LOCATION	DESCRIPTION OF CLAIM	LITIGATION (Y/N)	STATUS	RESOLUTION/REMEDIAL ACTION TAKEN

Contractor Name: _____

Certified By Justin Duchaineau Title President


 Name

 Signature

Date 2/5/24

USE ADDITIONAL FORMS AS NECESSARY

Mandatory Disclosure of Business Interests Form

BIDDER/PROPOSER INFORMATION

Legal Name		DBA	
Southwest Pipeline and Trenchless Corp.			
Street Address	City	State	Zip
22118 S. Vermont Ave. Torrance, CA		CA	90502
Contact Person, Title		Phone	Fax
Rob Bolger, Secretary		310-329-8717	310-329-0981

Provide the name, identity, and precise nature of the interest* of all persons who are directly or indirectly involved** in this proposed transaction (SDMC § 21.0103).

* The precise nature of the interest includes:

- the percentage ownership interest in a party to the transaction,
- the percentage ownership interest in any firm, corporation, or partnership that will receive funds from the transaction, the value of any financial interest in the transaction,
- any contingent interest in the transaction and the value of such interest should the contingency be satisfied, and any philanthropic, scientific, artistic, or property interest in the transaction.

** Directly or indirectly involved means pursuing the transaction by:

- communicating or negotiating with City officers or employees,
- submitting or preparing applications, bids, proposals or other documents for purposes of contracting with the City,
- or directing or supervising the actions of persons engaged in the above activity.

Name	Title/Position
Justin Duchaineau	President
City and State of Residence	Employer (if different than Bidder/Proposer)
Torrance, CA	
Interest in the transaction	
50%	

Name	Title/Position
Rob Bolger	Secretary
City and State of Residence	Employer (if different than Bidder/Proposer)
Torrance, CA	
Interest in the transaction	
50%	

* Use Additional Pages if Necessary *

Under penalty of perjury under the laws of the State of California, I certify that I am responsible for the completeness and accuracy of the responses contained herein, and that all information provided is true, full and complete to the best of my knowledge and belief. I agree to provide written notice to the Mayor or Designee within five (5) business days if, at any time, I learn that any portion of this Mandatory Disclosure of Business Interests Form requires an updated response. Failure to timely provide the Mayor or Designee with written notice is grounds for Contract termination.

Justin Duchaineau



2/5/24

Print Name, Title

Signature

Date

Failure to sign and submit this form with the bid/proposal shall make the bid/proposal non-responsive. In the case of an informal solicitation, the contract will not be awarded unless a signed and completed Mandatory Disclosure of Business Interests Form is submitted.

DEBARMENT AND SUSPENSION CERTIFICATION
PRIME CONTRACTOR
FAILURE TO COMPLETE AND SUBMIT AT TIME OF BID SHALL RENDER BID NON-RESPONSIVE

EFFECT OF DEBARMENT OR SUSPENSION
To promote integrity in the City's contracting processes and to protect the public interest, the City shall only enter into contracts with responsible- bidders and contractors. In accordance with San Diego Municipal Code §22.0814 (a): <i>Bidders</i> and <i>contractors</i> who have been <i>debarred</i> or <i>suspended</i> are excluded from submitting bids, submitting responses to requests for proposal or qualifications, receiving <i>contract</i> awards, executing <i>contracts</i> , participating as a <i>subcontractor</i> , employee, agent or representative of another <i>person</i> contracting with the City.

As part of its bid or proposal (Non-Price Proposal in the case of Design-Build contracts), the Bidder shall provide to the City a list of Names of the Principal Individual owner(s).

The names of all persons interested in the foregoing proposal as Principals are as follows:

NAME	TITLE
Justin Duchaineau	President
Rob Bolger	Secretary
Koji Kuwada	Treasurer

IMPORTANT NOTICE: If Bidder or other interested person is a corporation, state secretary, treasurer, and manager thereof; if a co-partnership, state true name of firm, also names of all individual co-partners composing firm; if Bidder or other interested person is an individual, state first and last names in full.

The Bidder, under penalty of perjury, certifies that, except as noted below, he/she or any person associated therewith in the capacity of owner, partner, director, officer, manager:

- Is not currently under suspension, debarment, voluntary exclusion, or determination of ineligibility by any Federal, State or local agency;
- has not been suspended, debarred, voluntarily excluded or determined ineligible by any Federal, State or local agency within the past 3 years;
- does not have a proposed debarment pending; and
- has not been indicted, convicted, or had a civil judgment rendered against it by a court of competent jurisdiction in any matter involving fraud or official misconduct within the past 3 years.

If there are any exceptions to this certification, insert the exceptions in the following space.

Exceptions will be considered in determining bidder responsibility. For any exception noted above, indicate below to whom it applies, initiating agency, and dates of action.

Contractor Name: Southwest Pipeline and Trenchless Corp.

Certified By Justin Duchaineau Title President

Name


2/5/24

Date

Signature

NOTE: Providing false information may result in criminal prosecution or administrative sanctions.

DEBARMENT AND SUSPENSION CERTIFICATION
SUBCONTRACTORS, SUPPLIERS AND MANUFACTURERS
TO BE COMPLETED BY BIDDER
FAILURE TO COMPLETE AND SUBMIT AT TIME OF BID SHALL RENDER BID NON-RESPONSIVE

Names of the Principal individual owner(s)

As part of its bid or proposal (Non-Price Proposal in the case of Design-Build contracts), the Bidder shall provide to the City a list of Names of the Principal Individual owner(s) for their subcontractor/supplier/manufacturers.

Please indicate if principal owner is serving in the capacity of **subcontractor**, **supplier**, and/or **manufacturer**:

SUBCONTRACTOR SUPPLIER MANUFACTURER

NAME	TITLE
Easy Flow- Adam Wilson	Owner

SUBCONTRACTOR SUPPLIER MANUFACTURER

NAME	TITLE
National Coating- Jim Pleasants	President

SUBCONTRACTOR SUPPLIER MANUFACTURER

NAME	TITLE
REC Trucking-Rafael Adrian	President


SUBCONTRACTOR SUPPLIER MANUFACTURER

NAME	TITLE

Contractor Name: _____

Certified By Justin Duchaineau Title President

Name



Signature

Date 2/5/24

USE ADDITIONAL FORMS AS NECESSARY*

ENGINEER OF WORK

The Engineering Specifications and Special Provisions contained herein have been prepared by or under the direction of the following Registered Engineer:



For City Engineer

1/17/24

Date

Seal:



A. CHANGES TO CONTRACT DOCUMENTS

The following changes to the Contract Documents are hereby made effective as though originally issued with the bid package. Bidders are reminded that all previous requirements to this solicitation remain in full force and effect.

B. REQUIRED DOCUMENTS SCHEDULE

1. To the **Required Documents Schedule During Bidding and Awarding Table**, page 4, **DELETE** in its entirety and **SUBSTITUTE** with pages 8 through 9 of this Addendum.

C. ATTACHMENTS

1. To Attachment F, **RESERVE**, page 233, **DELETE** in its entirety and **SUBSTITUTE** with pages 10 through 13 of this Addendum.

D. SUPPLEMENTARY SPECIAL PROVISIONS

1. To Section 802 – Native Habitat Protection, Installation, Maintenance, and Monitoring, Subsection 802-2.1, **Project Biologist**, pages 74 through 77, Item 6, **DELETE** in its entirety and **SUBSTITUTE** with the following:
 6. Prior to the Pre-Construction Meeting, the Engineering & Capital Projects (ECP) designated Environmental & Permitting (EPS) staff shall review and approve all construction documents (plans, specifications, details, etc.) to ensure these AMM are incorporated. These documents shall be submitted to designated EPS staff ten days prior to the Pre-Construction meeting.
 - I. Prior to Construction
 - A. Biologist Verification - The contractor shall provide a letter to ECP's designated EPS staff stating that a Project Biologist (Qualified Biologist) as defined in the City of San Diego's Biological Guidelines (2018), has been retained to implement the project's biological monitoring program. The letter shall include the names, contact information, and

- qualifications of all persons involved in the biological monitoring of the project.
- B. Preconstruction Meeting - The Qualified Biologist shall attend the preconstruction meeting, discuss the project's biological monitoring program, and arrange to perform any follow up AMM measures and reporting including site-specific monitoring, restoration or revegetation, and additional fauna/flora surveys/salvage.
 - C. Biological Documents - The Qualified Biologist shall submit all required documentation to designated EPS staff verifying that any special mitigation reports including but not limited to, maps, plans, surveys, survey timelines, or buffers are completed or scheduled per City Biology Guidelines, Multiple Species Conservation Program (MSCP), Environmentally Sensitive Lands Ordinance (ESL), project permit conditions; California Environmental Quality Act (CEQA); endangered species acts (ESAs); and/or other local, state or federal requirements.
 - D. BCME - The Qualified Biologist shall present a Biological Construction Monitoring Exhibit (BCME) which includes the biological documents in C above. In addition, include: restoration/revegetation plans, plant salvage/relocation requirements (e.g., coastal cactus wren plant salvage, burrowing owl exclusions, etc.), avian or other wildlife surveys/survey schedules (including general avian nesting and USFWS protocol), timing of surveys, wetland buffers, avian construction avoidance areas/noise buffers/ barriers, other impact avoidance areas, and any subsequent requirements determined by the Qualified Biologist and the designated EPS staff. The BCME shall include a site plan, written and graphic depiction of the project's biological mitigation/monitoring program, and a schedule. The BCME shall be approved by the

designated EPS staff and referenced in the construction documents.

- E. Avian Protection Requirements - To avoid any direct impacts to least Bell's vireo, any species identified as listed, candidate, sensitive, or special status in the MSCP, and species protected under the Migratory Bird Treaty Act (MBTA) removal of habitat that supports active nests in the proposed area of disturbance should occur outside of the breeding season for these species (February 1 to September 15).
- F. Resource Delineation - Prior to construction activities, the Qualified Biologist shall supervise the placement of orange construction fencing or equivalent along the limits of disturbance adjacent to sensitive biological habitats and verify compliance with any other project conditions as shown on the BCME. This phase shall include flagging plant specimens for avoidance along the access routes to manholes, including San Diego goldenstar, Orcutt's brodiaea, and variegated dudleya in grassland between Manholes 187 and 188 and delimiting buffers to protect sensitive biological resources (e.g., habitats/flora & fauna species) during construction. Appropriate steps/care should be taken to minimize attraction of nest predators to the site.
- G. Education–Prior to commencement of construction activities, the Qualified Biologist shall meet with the construction crew and conduct an on-site educational session regarding the need to avoid impacts outside of the approved construction area and to protect sensitive flora and fauna (e.g., explain the avian and wetland buffers, flag system for removal of invasive species or retention of sensitive plants, and clarify acceptable access routes/methods and staging areas, etc.).

II. During Construction

- A. Monitoring- All construction (including access/staging areas) shall be restricted to areas previously identified, proposed for development/staging, or previously disturbed as shown on the BCME. The Qualified Biologist shall monitor construction activities as needed to ensure that construction activities do not encroach into biologically sensitive areas, or cause other similar damage, and that the work plan has been amended to accommodate any sensitive species located during the pre-construction surveys. In addition, the Qualified Biologist shall document field activity via the Consultant Site Visit Record (CSV). The CSV shall be e-mailed to the designated EPS staff on the 1st day of monitoring, the 1st week of each month, the last day of monitoring, and immediately in the case of any undocumented condition or discovery.

- B. Subsequent Resource Identification - The Qualified Biologist shall note/act to prevent any new disturbances to habitat, flora, and/or fauna onsite (e.g., flag plant specimens for avoidance during access, etc). If previously unknown sensitive resources are detected, all project activities that directly impact the resource shall be delayed until species specific local, state or federal regulations have been determined and applied by the Qualified Biologist.

III. Post Construction Measure

- A. In the event that impacts exceed previously allowed amounts, additional impacts shall be mitigated in accordance with City Biology Guidelines, ESL and MSCP, State CEQA, and other applicable local, state and federal law. The Qualified Biologist shall submit a final

BCME/report to the satisfaction of the designated EPS staff within 30 days of construction completion.

IV. Least Bell Vireo

- A. Prior to the issuance of any grading permit, Notice to Proceed (NTP), or Preconstruction meeting, the City Deputy Director (or appointed designee) shall verify that the Multi-Habitat Planning Area (MHPA) boundaries and the following project requirements regarding the least Bell's vireo are shown on the construction plans: No clearing, grubbing, grading, or other construction activities shall occur between March 15 and September 15, the breeding season of the least Bell's vireo.

E. CERTIFICATIONS AND FORMS

1. To Certifications and Forms, **ADD "IN-USE OFF-ROAD DIESEL FUELED FLEET REGULATION (OFF-ROAD REGULATION) COMPLIANCE"**, page 14 of this Addendum.

Rania Amen, Director
Engineering & Capital Projects Department

Dated: *January 18, 2024*
San Diego, California

RA/TD/lir

REQUIRED DOCUMENTS SCHEDULE DURING BIDDING AND AWARDING

The Bidder's attention is directed to the City's Municipal Code §22.0807(d)(2) for important information regarding grounds for debarment for failure to submit required documentation.

The specified Equal Opportunity Contracting Program (EOCP) forms are available for download from the City's web site at:

<http://www.sandiego.gov/eoc/forms/index.shtml>

ITEM	DOCUMENT TO BE SUBMITTED	WHEN DUE	FROM
1.	<u>Bid Bond (PDF via PlanetBids)</u>	<u>At Time of Bid</u>	ALL BIDDERS
2.	<u>Contractors Certification of Pending Actions</u>	<u>At Time of Bid</u>	ALL BIDDERS
3.	Mandatory Disclosure of Business Interests	At Time of Bid	ALL BIDDERS
4.	Debarment and Suspension Certification for Prime Contractors	At Time of Bid	ALL BIDDERS
5.	Debarment and Suspension Certification for Subcontractors, Suppliers & Mfgs	At Time of Bid	ALL BIDDERS
6.	Bid Bond (Original)	By 5 PM 1 working day after bid opening	ALL BIDDERS
7.	SLBE Good Faith Effort Documentation	By 5 PM 3 working days after bid opening	ALL BIDDERS
8.	Form AA60 – List of Work Made Available	By 5 PM 3 working days after bid opening with Good Faith Effort (GFE) documentation	ALL BIDDERS
9.	Phased Funding Schedule Agreement (when required)	Within 10 working days of the Notice of Intent to Award	AWARDED BIDDER
10.	If the Contractor is a Joint Venture: <ul style="list-style-type: none"> • Joint Venture Agreement • Joint Venture License 	Within 10 working days of receipt by bidder of contract forms	AWARDED BIDDER
11.	Payment & Performance Bond: Certificates of Insurance & Endorsements	Within 10 working days of receipt by bidder of contract forms and NOI	AWARDED BIDDER

ITEM	DOCUMENT TO BE SUBMITTED	WHEN DUE	FROM
12.	In-Use Off-Road Diesel Fueled Fleet Regulation (OFF-ROAD REGULATION) Compliance	Within 10 working days of receipt by bidder of contract forms and NOI	AWARDED BIDDER
13.	Signed Contract Agreement Page	Within 3 working days of receipt by bidder of Contract Agreement	AWARDED BIDDER
14.	Listing of "Other Than First Tier" Subcontractors	Within 10 working days of receipt by bidder of contract forms	AWARDED BIDDER

ATTACHMENT F
IN-USE OFF-ROAD DIESEL FUELED FLEET REGULATION (OFF-ROAD REGULATION)
COMPLIANCE

ATTACHMENT F

IN-USE OFF-ROAD DIESEL FUELED FLEET REGULATION (OFF-ROAD REGULATION) COMPLIANCE

The California Air Resources Board (CARB) approved amendments to the Off-Road Regulations which can be found at 13 California Code of Regulations (CCR) sections 2449, 2449.1, and 2449.2. These amendments apply to any person, business, or government agency who owns or operates within California any vehicles with a diesel-fueled or alternative diesel fueled off-road compression-ignition engine with maximum power (max hp) of 25 horsepower (hp) or greater provided that the vehicle cannot be registered and driven safely on-road or was not designed to be driven on-road, even if it has been modified so that it can be driven safely on-road. See 13 CCR section 2449 (b) for the full list of vehicles covered by these Off-Road Regulations.

Beginning **January 1, 2024**, Contractor shall be subject to the requirements below. No Contractor or public works awarding body, as applicable, shall enter into a contract with a fleet for which it does not have a valid Certificate of Reported Compliance for the fleet and its listed subcontractors, if applicable, prior to entering into a new or renewed contract with that fleet. Contractor shall comply with the following requirements:

- (1) For a project involving the use of vehicles subject to the Off-Road Regulation, Contractor must obtain copies of the valid Certificates of Reported Compliance, as described in 13 CCR section 2449(n), for the fleet selected for this Contract and their listed subcontractors, if applicable, prior to entering into a new or renewed contract with that fleet and provide copies of such Certificates of Reported Compliance to the City within 10 days of issuance of the Notice of Intent to Award letter. Contractor shall enter into a contract with a fleet for which it does not have a valid Certificates of Reported Compliance for the fleet and its listed subcontractors. City shall not enter into a contract with Contractor until all current Certificates of Reported Compliance for the fleet to be used on this Project are provided by Contractor.
- (2) The Certificates of Reported Compliance received by Contractor for this Project must be retained by Contractor for three years after the Project's completion. Upon request by CARB, these records must be provided to CARB within five business days of the request. Additionally, upon request by City, these records must be produced to City within five business days of the request.
- (3) For emergency contracts that meet the definition of "emergency operations" as defined in 13 CCR section 2449(c)(18), they are exempt from the requirements in 13 CCR section 2449(i)(1)-(3) and sections (1) and (2) above, but must still retain records verifying vehicles subject to the regulation that are operating on the "emergency operations" project are actually being operated on the project for "emergency operations" only. These records, as described in more detail below in section (B) must be retained by Contractor for three years after completion of the Project and upon request from either CARB or the City, Contractor shall provide those records to the requesting party within five business days. All other emergency contracts that do not meet the definition of "emergency operations" must comply with the requirements above and 13 CCR section 2449(i)(1) - (3).
 - A. "Emergency Operations" is defined as:

1. Any activity for a project conducted during emergency, life threatening situations, where a sudden, unexpected occurrence that poses a clear and imminent danger, requiring immediate action to prevent or mitigate the loss or impairment of life, health, property, or an essential public service; or in conjunction with any officially declared disaster or state of emergency, as declared by an authorized health officer, agricultural commissioner, fire protection officer, or other authorized health officer;
 2. Any activity for a project conducted by essential service utilities to provide electricity, natural gas, telephone, water, or sewer during periods of service outages and emergency; or
 3. Operations including repairing or preventing damage to roads, buildings, terrain, and infrastructure as a result of an earthquake, flood, storm, fire, other infrequent act of nature, or terrorism. Routine maintenance or construction to prevent public health risks does not constitute emergency operations under the Off-Road Regulations.
- B. The records retained by Contractor for “emergency operations” projects must include:
1. A description of the emergency;
 2. The address or a description of the specific location of the emergency;
 3. The dates on which the emergency operations were performed; and
 4. An attestation by the fleet that the vehicles are operated on the Project for “emergency operations” only.

Beginning **January 1, 2024**, Contractor is also subject to the requirements described in 13 CCR section 2449(j).

- (1) Between March 1 and June 1 of each year, Contractor must collect new valid Certificates of Reported Compliance for the current compliance year, as defined in 13 CCR section 2449(n), from all fleets that have an ongoing contract with Contractor as of March 1 of that year. Contractors shall not write contracts to evade this requirement.
- (2) Contractor shall only allow fleets with valid Certificates of Reported Compliance on the Contractor's job sites.
- (3) If Contractor discovers that any fleet intending to operate vehicles subject to this regulation for Contractor does not have a valid Certificate of Reported Compliance, as defined in 13 CCR section 2449(n), or if Contractor observes any noncompliant vehicles subject to the regulation on Contractor's job site, then Contractor must report the that to CARB at <https://calepacomplaints.secure.force.com/complaints/Complaint>, or email dieselcomplaints@arb.ca.gov, for each fleet without a valid Certificate of Reported Compliance or each noncompliant vehicle, as applicable, within five business days of such discovery. See 13 CCR 2449(n) for the information required to be disclosed to CARB when reporting non-compliance.

(4) Upon request by CARB, Contractor must immediately disclose to CARB the name and contact information of each responsible party for all vehicles subject to this regulation operating at the job site or for Contractor.

(5) Contractor shall prominently display signage for any project where vehicles subject to this Off-Road Regulation will operate for 8 calendar days or more. The signage must be posted by the eighth calendar day from which the first vehicle operates. The signage will be in lettering larger than size 14-point type and displayed in a conspicuous place where notices to employees are customarily posted at the job site or where there is employee foot traffic. If one of the above locations is also viewable by the public, it should be posted at that location. An exemption to this posting requirement is permitted if the operational time of a project is 7 calendar days or less. The signage must include the following language, verbatim:

(A) Who does the In-Use Off-Road Regulation Apply to?

The In-Use Off-Road Diesel-Fueled Fleets Regulation (Off-Road Regulation) applies to all self-propelled off-road diesel vehicles 25 horsepower or greater and most two-engine vehicles (except on-road two-engine sweepers) owned or operated in California. This includes vehicles that are rented or leased (rental or leased fleets)."

(B) "In-Use Off-Road Regulation Requirements

Idling Limit: Vehicles cannot idle longer than five minutes. There are exceptions for vehicles that need to idle to perform work.

Labeling: Vehicles must be labeled with a CARB assigned equipment identification number (EIN). The EIN shall be white on a red background, unless the vehicle is part of a captive attainment area fleet, in which case the EIN shall be white on a green background.

The EIN shall be located in clear view on both sides of the outside of the vehicle."

CONTRACTOR CERTIFICATION

IN-USE OFF-ROAD DIESEL FUELED FLEET REGULATION (OFF-ROAD REGULATION) COMPLIANCE

I hereby certify that Contractor is familiar with the requirements 13 CCR 2449, 2449.1, and 2449.2, as well as Attachment F, **In-Use Off-Road Diesel Fueled Fleet Regulation (Off-Road Regulation) Compliance (CARB)**, and that Contractor shall comply with these requirements.

I further certify that each of the Contractor's listed subcontractors is familiar with these requirements and shall also comply.

City of San Diego

CITY CONTACT: Brittany Friedenreich, Sr. Contract Specialist, Email: BFriedenreic@sandiego.gov
Phone No. (619) 533-3104

ADDENDUM B



FOR

UNIVERSITY CITY IMPROV 2 (S)

BID NO.:	<u>K-24-2229-DBB-3</u>
SAP NO. (WBS/IO/CC):	<u>B-21044</u>
CLIENT DEPARTMENT:	<u>2000</u>
COUNCIL DISTRICT:	<u>1</u>
PROJECT TYPE:	<u>JA</u>

BID DUE DATE:

**2:00PM
FEBRUARY 5, 2024**

CITY OF SAN DIEGO'S ELECTRONIC BIDDING SITE, PLANETBIDS

<http://www.sandiego.gov/cip/bidopps>

ENGINEER OF WORK

The Engineering Specifications and Special Provisions contained herein have been prepared by or under the direction of the following Registered Engineer:



For City Engineer

1/25/24

Date

Seal:



A. CHANGES TO CONTRACT DOCUMENTS

The following changes to the Contract Documents are hereby made effective as though originally issued with the bid package. Bidders are reminded that all previous requirements to this solicitation remain in full force and effect.

THE SUBMITTAL DATE FOR THIS PROJECT HAS BEEN **EXTENDED AS STATED ON THE COVER PAGE.**

B. NOTICE INVITING BIDS

1. To **Item 3, ESTIMATED CONSTRUCTION COST**, page 6, **DELETE** in its entirety and **SUBSTITUTE** with the following:

3. ESTIMATED CONSTRUCTION COST: The City's estimated construction cost for this project is **\$5,520,000.**

C. ADDITIONAL CHANGES

1. The following are additional changes to the Line Items in the PlanetBids Tab:

For clarity where applicable, **ADDITIONS**, if any, have been **Underlined** and **DELETIONS**, if any, have been **~~Stricken out.~~**

Section	Item Code	Description	UoM	Quantity	Payment Reference
<u>Base Bid</u>	<u>237110</u>	<u>Service Lateral Connection</u>	<u>EA</u>	<u>933</u>	<u>501-9</u>

Rania Amen, Director
Engineering & Capital Projects Department

Dated: *January 25, 2024*
San Diego, California

RA/TD/lir

Bid Results

Bidder Details

Vendor Name Southwest Pipeline and Trenchless Corp.
Address 22118 S. Vermont Avenue
Torrance, California 90502
United States
Respondee Rob Bolger
Respondee Title Estimator
Phone 310-329-8717
Email rbolger@swpipeline.com
Vendor Type CADIR
License # 773862
CADIR 1000002176

Bid Detail

Bid Format Electronic
Submitted 02/05/2024 12:08 PM (PST)
Delivery Method
Bid Responsive
Bid Status Submitted
Confirmation # 362674

Respondee Comment

Buyer Comment

Attachments

File Title	File Name	File Type
Pending Actions.pdf	Pending Actions.pdf	CONTRACTOR'S CERTIFICATION OF PENDING ACTIONS
Disclosure Business.pdf	Disclosure Business.pdf	MANDATORY DISCLOSURE OF BUSINESS INTERESTS FORM
Debarment Prime.pdf	Debarment Prime.pdf	DEBARMENT AND SUSPENSION CERTIFICATION FOR PRIME CONTRACTOR
Debarment Sub.pdf	Debarment Sub.pdf	DEBARMENT AND SUSPENSION CERTIFICATION FOR SUBCONTRACTORS, SUPPLIERS AND MANUFACTURERS
Bid Bond.pdf	Bid Bond.pdf	Bid Bond

Subcontractors

Showing 3 Subcontractors

Name & Address	Desc	License Num	CADIR	Amount	Type
Easy Flow 12530 Stowe Dr Poway, California 92064	Constructor- Lateral Cleanout, Lateral Rehab, Mainline Open Cut	960845	1000010925	\$2,050,000.00	CADIR, SLBE, CAU, MALE, Local
National Coating & Lining 26713 Madison Ave Murrieta, California 92532	Constructor- Manhole Rehab	886430	1000013795	\$258,786.00	
REC Trucking Inc 1128 2nd Ave. Chula Vista, California 91911	Constructor- Concrete Work	1087615	1000040647	\$105,430.00	Local

Line Items

Discount Terms No Discount

Item #	Item Code	Type	Item Description	UOM	QTY	Unit Price	Line Total	Response	Comment
							\$6,392,989.00		
1	524126		Bonds (Payment and Performance)	LS	1	\$62,000.00	\$62,000.00	Yes	
2	334290		Remote Control Camera Inspection (EOC Type II)	AL	1	\$20,000.00	\$20,000.00	Yes	
3	237110		Sewage Bypass and Pumping Plan (Diversion Plan)	LS	1	\$15,000.00	\$15,000.00	Yes	
4	541820		Exclusive Community Liaison Services	LS	1	\$25,000.00	\$25,000.00	Yes	
5	237110		Mobilization	LS	1	\$185,000.00	\$185,000.00	Yes	
6			Field Orders (EOC Type II)	AL	1	\$250,000.00	\$250,000.00	Yes	
7	237310		Crack Seal	LB	20	\$100.00	\$2,000.00	Yes	
8	237310		Additional Curb and Gutter Removal and Replacement	LF	68	\$80.00	\$5,440.00	Yes	
9	237310		Cross Gutter	SF	900	\$25.00	\$22,500.00	Yes	
10	237310		Curb Ramp (Type B) with Stainless Steel Detectable Warning Tiles	EA	4	\$6,000.00	\$24,000.00	Yes	
11	237310		Curb Ramp (Type B Single Flare) with Stainless Steel Detectable Warning Tiles	EA	3	\$6,000.00	\$18,000.00	Yes	
12	237310		Curb Ramp (Type A) with Stainless Steel Detectable Warning Tiles	EA	3	\$6,000.00	\$18,000.00	Yes	
13	237310		Curb Ramp (Type C2) with Stainless Steel Detectable Warning Tiles	EA	5	\$6,550.00	\$32,750.00	Yes	
14	237110		Additional Bedding	CY	28	\$150.00	\$4,200.00	Yes	
15	237310		Temporary Resurfacing	TON	60	\$150.00	\$9,000.00	Yes	
16	237110		Manhole (4 ft x 3 ft)	EA	6	\$18,000.00	\$108,000.00	Yes	
17	237110		Sewer Main Cleanout	EA	31	\$7,500.00	\$232,500.00	Yes	
18	237110		Cleaning and Video Inspection of Existing Pipelines	LF	41236	\$2.00	\$82,472.00	Yes	
19	237110		Video Inspection of Pipelines for Acceptance	LF	41236	\$2.00	\$82,472.00	Yes	
20	237310		Removal and Replacement of Existing Paint Striping	LS	1	\$5,000.00	\$5,000.00	Yes	
21	238990		Video Recording of Existing Conditions	LS	1	\$2,500.00	\$2,500.00	Yes	
22	237110		Potholing Existing Utilities Not Shown on Plans (Depth upto 7 feet)	EA	3	\$5,000.00	\$15,000.00	Yes	
23	237110		Point Repair for Existing Sewer Main (8 Inch)	EA	11	\$7,500.00	\$82,500.00	Yes	
24	237110		Additional Point Repair for Existing Sewer Main (8 Inch)	LF	17	\$250.00	\$4,250.00	Yes	
25	237110		Rehabilitate Sewer Main (8 Inch)	LF	40769	\$38.00	\$1,549,222.00	Yes	
26	237110		Rehabilitate Sewer Main (12 Inch)	LF	467	\$64.00	\$29,888.00	Yes	
27	237110		Repair Existing Manhole	EA	27	\$2,000.00	\$54,000.00	Yes	
28	237110		Rehabilitate Existing Manhole	EA	150	\$1,800.00	\$270,000.00	Yes	
29	237110		Service Lateral Rehabilitation with Cleanout	EA	933	\$2,400.00	\$2,239,200.00	Yes	
30	541330		Traffic Control and Engineered Traffic Control Plans	LS	1	\$10,000.00	\$10,000.00	Yes	
31	541330		Biological Monitoring and Reporting	LS	1	\$25,000.00	\$25,000.00	Yes	
32	541330		WPCP Development	LS	1	\$750.00	\$750.00	Yes	
33	237310		WPCP Implementation	LS	1	\$7,000.00	\$7,000.00	Yes	
34	237110		Service Lateral Connection	EA	933	\$965.00	\$900,345.00	Yes	

Line Item Subtotals

Section Title	Line Total
Main Bid	\$6,392,989.00
Grand Total	\$6,392,989.00